

SAVE ££S OFF KITS + STASH WITH US!

Stitch fun snowmen P.18



Whole stitches only!



Britain's No.1

THE WORLD OF Cross Stitching

www.cross-stitching.com



CHEERY ROBIN

All you need for Christmas

£1243+ PRIZES UP FOR GRABS*
*UK ONLY

TOP TIPS ON STITCHING FOR CHARITY



224 projects & ideas!

PLUS FESTIVE CARDS P.70



* Gift ideas * Santa's train * Winter wildlife * Home decs *



Fab making up tips Show off your stitches in style!

BEST FOR ADVICE & KNOW-HOW

Mill  Hill®

WINTER HOLIDAY COLLECTION



a division of
wichelt imports, inc.
visit our website to see our complete line and
locate a shop near you!

www.wichelt.com



BUTTONS & BEADS WINTER SERIES

MH18-3304

MH14-3301

MH14-3305



MH18-3302

MH14-3304



MH14-3306

MH18-3302

MH14-3303

MH14-3302

MH18-3301



MH18-3306



MH18-3303

MH20-3302

Colonial Santas STITCHED AND BEADED KIT



MH20-3301



MH20-3303

MH19-3301



Nativity TRILOGY

MH19-3302



MH19-3303



MH22-3301

MH22-3302

MH22-3303

MH22-3304

MH22-3305

MH22-3306

Tiny Treasured Diamond

Welcome

One thing I've learnt over the years, that it's never too early to start your Christmas stitching! Even though we've barely hit Hallowe'en... So we've **plenty of festive projects** in this issue, to get you into the Christmas spirit, and help you plan your seasonal stitching. And nothing says Christmas like a **robin** surrounded by snow and holly. Find this proud red-breasted bird on page 10. Why not try your hand at this **gorgeous wreath** hanging, too (p84)? It's sure to extend a warm welcome over the holiday period. Debra Page's **winter woodland** on page 64 will transport you straight to a crisp frosty morning, with its adorable deer and rabbit in a snowy forest. Those smiling faces are really calling out to me!

Speaking of new faces, we've had a couple of team



changes... Fiona joins us as Production Editor, and our new Art Assistant is Rachel. Look out for them inside the mag, and I hope you'll join me in welcoming them!

Ruth

Editor
The World of CrossStitching

PS Look out for this issue's offers – we always have **money-saving ideas**, like kit savings on p23, and a great bargain plus freebie in our subscription deal (p40)!



Meet some of our designers...



LESLEY TEARE
As Lesley points out, nothing cheers up a chilly day like seeing a red-breasted robin. Turn to page 10 to stitch your own robin in this snowy scene.



DEBRA PAGE
Although Debra's winter woodland design (p64) is set deep in the forest, her cute animals are sure to warm your heart and become a treasured picture.



JANE HENDERSON
Capture the magic and fun of the festive season with Jane's patchwork of Christmas motifs. Turn to page 36 to stitch this sampler or individual motifs.

10



Pick of the month

84



64



58



MUCH MORE THAN A MAGAZINE...

APPS TO GO!

- ✗ Get *The World of Cross Stitching* in an instant! It's now available on the iPad, iPhone, at Google Playstore for Android, through Amazon for the Kindlefire and at zinio.com
- ✗ Join in the fun on our Facebook group. Chat with other stitchers, share your WIPs and finishes, and get advice: hit 'like' at www.facebook.com/TheWorldofCrossStitching



Cross stitch gets digital!
Don't miss out on any stichy fun – get WOXS for your gadgets

Contents

We bring you all the best projects, advice, news and offers for the month ahead!

YOUR FREE GIFTS!

Turn to page 8

Get your 16-month Fizzy Moon calendar with four new designs, plus The Snowman chart



Free gifts available with print edition only



36 MAGICAL SEASONAL PATCHWORK

Projects

70 CHIRPY BIRD CHRISTMAS CARDS

- 10 Rocking robin**
Stitch robin red-breast in the holly
- 18 Snow business**
A modern snowman sampler
- 25 Letters for Santa**
Create this Santa ABC
- 36 Festive pick 'n' mix**
A patchwork of holiday ideas
- 47 Design Library: Festive cuties**
Adorable Christmas designs
- 58 All aboard!**
Take a trip on Santa's train
- 64 Enchanted wood**
A snowy forest scene
- 70 Season's tweetings**
Brightly-coloured bird cards
- 75 Dinner is served**
Angel placements for your table
- 80 Cupcake of the month**
Another tasty card design
- 84 Gorgeous garland**
Welcome with a festive wreath



THE WORLD OF CROSS STITCHING (ISSN 1460-1970) is published monthly by Immediate Media Company Bristol Ltd, 9th Floor, Tower House, Fairfax St, Bristol BS1 3BN, UK. Distributed in the US by Circulation Specialists, Inc., 2 Corporate Drive, Suite 945, Shelton CT 06484-6238. Periodicals postage paid Shelton, CT and additional mailing offices. POSTMASTER: Send address change to *The World of Cross Stitching*, PO Box 37495, Boone, IA 50037, 800 569 4601, WCsustserv@cdsfulfillment.com

Subscribe and save money

Turn to page 40




FREE! Vintage-style box and 30 DMC threads, plus a discount – **SAVE 29%**

Subscription offer available to UK residents and with print edition only



90
NEW
DESIGNS

18 SAY HELLO TO THE SNOW BOYS



Fun & advice



75 TRY SOMETHING NEW: ANGEL PLACEMATS



47 JOAN ELLIOTT'S XMAS CHARACTERS

- 6 Meet our guests**
Say hello to this month's panel
- 14 Your letters**
Stitchy gossip & photos from you
- 22 Best buys**
The latest products, kits & offers
- 31 Ask the experts**
Our pros solve your queries
- 42 Out & about**
Stitching events, clubs & causes
- 45 Cathy at large**
Exhibiting your work for charity
- 56 Back issues**
Missed a copy? Order it today!
- 74 Online news**
Click for the latest from the web
- 82 Crossword**
Win exclusive Furry Tales prizes
- 90 Stockists**
Suppliers of everything in the mag
- 94 Next month**
Sneak a look inside issue 209
- 96 How to stitch**
Beginners start here
- 98 Ruth's stitching world**
Catch up with our editor!

25 A VERY MERRY ABC FEATURING SANTA



Win!

OVER
£1,052 OF
PRIZES
WILL BE
WON!

See page 82 to enter & be lucky



- ✘ Get a sneak preview
- ✘ Appear in the magazine
- ✘ Receive a stichy gift

Meet our guests

Get to know this month's reader panel, and look out for their favourite projects throughout the issue



Kerry Hurst

is an insurance technician from Wickford, Essex

When did you start stitching?

I started when I was 12 and recently rekindled my love for it while trying to find a relaxing hobby I can do once my 18-month-old son has gone to bed.

Favourite design from mag?

The 'Beach Huts' chart from issue 206, I'm stitching it for our bathroom!

Who do you like to stitch for?

I love to stitch cards for friends and family, trinkets for my mum and nautical-themed projects for my son's new room we are designing.

What drives you mad about cross stitching?

French knots drive me potty! I use seed beads instead.



"I'm always trying new crafts and projects"



Lynn Kerr

is a carer and housewife from St. Helens, Merseyside

What's your favourite design from a recent mag?

I really enjoyed stitching the tea cups free gift I got in issue 202.

You in three words?

Unique, creative, friendly

Which famous person would you like to stitch with?

I would love to stitch alongside Margaret Sherry. She's been my stitching inspiration for as long as I can remember. There isn't a design of hers that I don't like.

What are you stitching at the moment?

I'm currently stitching two birth samplers. One for a friend who has just had a baby and another for one who is pregnant.



"I started cross stitching 15 years ago"



Mitzi Freeman

is an admin officer from Sittingbourne, Kent

Who are your stitching buddies – friends, family?

Cross stitch is something just for me, so it's something that I usually do on my own, sitting in front of the telly.

Who's your favourite cross stitch designer and why?

I'd have to say Lizzie Kate. I love the colours and thought-provoking designs that she produces.

Favourite recent design?

The 'Fairy Wishes' design by HAED that was in issues 202 and 203. I love the expression on the fairy's face.

What's your idea of cross stitch heaven?

Stitching Christmas designs all year around!



"I usually stitch for a purpose, mostly for family"

We need you!

To join the panel, email readerpanel@cross-stitching.com – tell us your name, where you're from and include a good-quality photo of yourself. Every panellist gets a preview of the magazine and a gift worth at least £30!



Gift worth £36!

THANKS! This month's panel members each get a bundle of Madeira goodies worth £36.65. It includes 14-thread packs plus a box of accessories filled with gold-plated needles, scissors and more!

Inspirational features, displays, workshops
and demonstrations for all creative crafters

AUTUMN SHOWS



THURS 12 - SAT 14 SEPTEMBER
**CREATIVE STITCHES
& HOBBYCRAFTS**
EVENTCITY, MANCHESTER

THURS 26 - SUN 29 SEPTEMBER
**STITCH, SEW &
HOBBYCRAFTS**
WESTPOINT, EXETER

THURS 24 - SUN 27 OCTOBER
**CRAFTS FOR CHRISTMAS
HOBBYCRAFTS**
SECC, GLASGOW

THURS 7 - SUN 10 NOVEMBER
**CRAFTS FOR CHRISTMAS
HOBBYCRAFTS
ART MATERIALS LIVE**
NEC, BIRMINGHAM

FRI 8 - SUN 10 NOVEMBER
CAKE INTERNATIONAL
THE SUGARCRAFT, CAKE
DECORATING & BAKING SHOW
NEC, BIRMINGHAM



Creative
Stitches

& HOBBY
CRAFTS

STITCH
SEW. and
HOBBYCRAFTS

art
materials
Live

Crafts for
Christmas

Cake
International
The Sugarcraft, Cake Decorating
& Baking Show

ICHF Events

Buy tickets on-line www.ichf.co.uk

or phone Ticket Hotline **01425 277988**

SAVE UP TO £2 OFF

EACH ADULT & SENIOR TICKET

IF ORDERED AT LEAST ONE WEEK BEFORE THE SHOW.

Two FREE gifts!

Make the most of our two fabulous gifts – a Fizzy Moon calendar and exclusive chart of The Snowman



STITCHER'S CALENDAR

It's that time again for our fabulous calendar, and this year we've adorable Fizzy Moon and pals in four must-stitch designs



NEW OH-SO-CUTE DESIGNS

These sweet projects will make great gifts or you can enjoy them in your home once stitched



Lynn READER PANEL

“I absolutely love Fizzy Moon even though I find the designs quite challenging to stitch. This calendar looks gorgeous, so I think I might have to give them a go!”





There's more...

The Snowman is a Christmas classic we can't resist and, once you've finished our free chart, you'll love these DMC* kits, too...



GIFT

2

◀ 'James and the Snowman' (BL1021/64), £15.99

'The Snowman Bookmark' (BL1023/64), £8.99 ▼



'The Snowman Flying with Stars' (BL1022/64), £15.99 ▼



◀ 'The Snowman Party' (BL1019/64), £26.99



Where to buy

*For stockists see page 90

The Snowman™

THE SNOWMAN™ © Snowman Enterprises Limited 2013
The Snowman book by Raymond Briggs is published by Puffin
Licensed by Copyrights Group



PLUS 4 NEW designs inside



DATES TO REMEMBER

Our calendar runs for 16-months, so you can make plenty of notes for important appointments and future plans

LOVELY
NATURAL
SHADING



This red-breasted robin will make a memorable picture to frame for a lucky friend or family member



DESIGN BY **LESLEY TEARE**

Rocking robin

Make this friendly robin the star attraction in your stitching schedule as he sits proudly among the holly



We're sure this cheerful robin will be a treasured stitching project by many of you this year. The classic seasonal picture has the delightful bird at its heart with symbols of good cheer surrounding him, like green holly leaves, bright red berries and nodding snowdrops.

Choose this magical scene to stitch and you'll enjoy the challenge of creating a picture with real depth and warmth. The project is stitched on cream aida and uses a wide range of thread shades to bring the scene to life. Make sure you sort them out before starting to save you time.

Backstitch also adds to the intricacy of the design, and cleverly fluffs up our robin red-breast's feathers to

Factbox

- ✘ **Stitching Time**
Approx. 60 hours
- ✘ **Type of Stitches**
Cross stitch, fractionals, backstitch
- ✘ **Ease of Stitching**
Advanced beginner

Great realistic style

keep him warm in this snowy scene!


A vibrant stitched border in red and green adds the perfect finishing touch, and overlapping holly leaves create a clever 3D effect, too. If you fall in love with our robin, why not stitch him by himself? Perfect for a card or striking miniature design. ➤



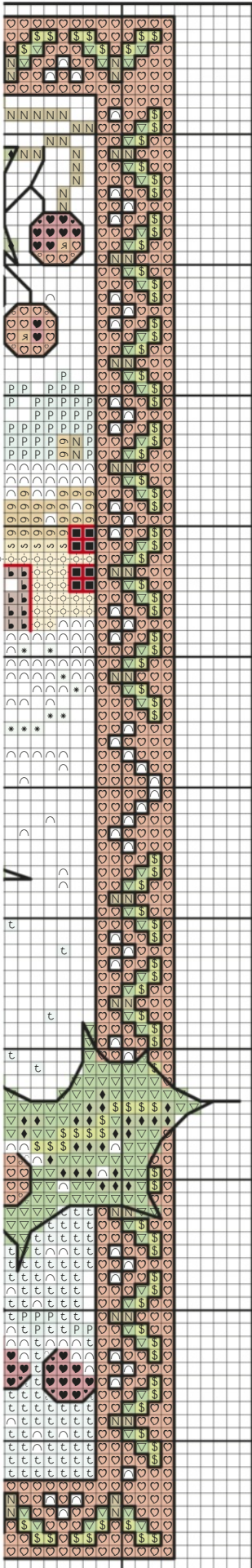
Meet the designer

Lesley Teare

"Seeing a robin brings cheer to even the most chilly of winter days, so this design certainly put a smile on my face. Red is the colour that most symbolises Christmas, that's why this little bird sums up this happy season for me!"



Winter Robin chart (left)



Winter Robin key

✂ Cross stitch in two strands

	DMC	Anchor	Madeira	
∩	blanc	2	2402	white
☛	300	352	2304	dark brown
♥	309	42	508	pink
■	310	403	2400	black
♥	350	11	213	red
N	420	374	2104	tan
☉	436	1045	2011	light brown
◆	505	210	1312	pine green
⊞	597	1064	1110	turquoise
P	598	1062	1111	light turquoise
S	676	891	2208	sand
§	704	255	1308	leaf green
☉	745	300	111	yellow
t	747	158	1104	light turquoise

∨	772	259	1604	grass green
★	900	326	208	dark orange
∨	905	257	1412	green
☉	918	341	314	dk terracotta
♀	920	1004	312	terracotta
♂	922	1003	2306	lt terracotta
☉	927	848	1708	petrol blue
*	3072	847	1805	grey

✂ Backstitch in one strand

—	blanc	2	2402	white
—	310	403	2400	black

STITCH COUNT 118 high x 98 wide

DESIGN AREA 14 HPI (28-count evenweave) – 21.5x18cm (8½x7in)

SKEINS NEEDED 2x310 (black)

This design was stitched using DMC stranded cotton

Get creative

We've framed our robin, but this isn't the only finishing option. He'd also look amazing made up into a cushion with some coordinating red fabric, or you could create a simple hanging. If you don't own a sewing machine, then why not hand-stitch the design onto a tote bag to give it a beautiful, wintery finish? Or, for a no-sew creation, turn the piece into a canvas. Whatever you make, it's guaranteed to be gorgeous. We'd love to see pictures of your finished projects – do send them in to us at the address on page 17.



Shopping list

- ✂ DMC* 14-count cream aida measuring 36x30cm (14x12in)
- ✂ Stranded cotton as listed in the key
- ✂ Size 24 tapestry needle
- ✂ Frame of your choice with a minimum aperture of 27x22cm (10¾x8¾in). Ours is a 2.5cm-wide light wood frame

Thread & fabric cost
Approximately £26

*For stockists see page 90

Mitzi READER PANEL

“ Lesley Teare's robin looks very proud and almost regal as he awaits the coming of the Christmas snow. This design would look lovely sitting on top of a mantelpiece adorned with Christmas decorations. ”



Winter Robin chart (right)

Your letters

We love to see what you've been stitching and hear your news, so send in your photos, letters and tips



Star Letter

RHYMES FOR TEACHERS

My son Bobby is leaving his nursery for 'big school' and I wanted to give them a special present to say thank you.

I decided to make this 'Nursery Rhymes Sampler' by Joan Elliott. I'm really pleased with the result. I was even happier when my son told me that he was proud of me for 'being so clever at making things'.

Claire Tugwell,
via email

Ruth: *That is such a thoughtful gift Claire. Bobby's nursery will love it!*



✉ **Rhymes for teachers**
Bobby proudly shows off mum Claire's stitching, from *Cross Stitch Gold* issue 89



Festive stitches

As you can see, I was busy doing Christmas stitching while watching Andy Murray this year at Wimbledon. The angel is the last one of a set of four, from the 'Petite Christmas Angels' collection by Joan Elliott.

The little boy with Christmas tree was a free pattern with your issue 197 last year, but I have changed the colours. The tree was white and grey, but I cannot see white on white very well, so mine is a green tree.

Carol Shaw, Fareham

Fiona: *Well done Carol for starting your Christmas stitching so early. It's great*

you took a design and adapted it to suit you, so well done for that. Look out for more cute designs from Lili of the Valley in future issues!

We love the decorations you added to the card mounts to make them extra special. The lucky recipients will be very happy, as I am sure you are, with the results. It's great to see reader's finished projects, especially Christmas stitching, so please keep sending them in to the address below.

The pretty angel set by Joan is available to buy as a chart pack from Polstitches Designs, if any other stitchers would like to find it.*

Win!

The writer of our Star letter wins both of these fab Paddington Bear kits - 'Baking' (£19.99) & 'Number Sampler' (£31.99) from Bothy Threads!

MORE:

For stockists, email info@bothythreads.com or call ☎ 0844 800 0221



Prize worth
£52!



✉ **Festive stitches**
Carol's been busy while watching the tennis

WRITE TO US AT: Letters, The World of Cross Stitching, Immediate Media Co, Tower House, Fairfax St, Bristol BS1 3BN

It's a snap

In January this year I embarked on an epic project. My friend took a gorgeous photo of my daughter and I decided that rather than just stick it in a frame, I would try to recreate it in cross stitch.

It took me a long time to complete (but the cold winter nights were an excuse to stay in and warm myself by the fire while stitching). These photos show my daughter and me with the final project, I think it's a very good likeness of my beautiful girl! The final (framed) piece is now proudly on display on our wall.

Sally Michalska,
via email

Sue: *You really did a fantastic job Sally! And well done for taking on such a challenging project and being so creative converting your friend's photograph into a cross stitch design by yourself! The likeness is incredible, and I am sure your friend is just as happy as you are with the finished result. If you would like to stitch a photograph, *Stitch-a-Photo* (available from DMC*) is fab for converting images into cross stitch charts. Simply send in a clear photograph and within 28 days you'll receive a chart to stitch.*

✉ **It's a snap**
Sally's lifelike stitch was modelled on a photograph



FLORAL INSPIRATION

When I saw the sweet pea chart in issue 193, I just had to stitch it, but worked it on black aida for a change from the white in the magazine. I just love sweet peas.

Currently I'm working on a chart by Artecy, which has 67 colours, 97% of which are blue! I hope to finish it in a few months, as I've other charts to finish for my granddaughter.

Norma J Bellis, Scarborough, North Yorkshire

Ruth: *The design looks really striking on black aida Norma. What a great idea to try something new!*



✉ **Floral inspiration**
Norma shows off her finished work



✉ **Marital stitch**
Tina and Matt on the big day with Denise's gift


Marital stitch

My friend's daughter, Tina, was getting married in July and I had been looking for an appropriate card to stitch for her wedding to Matt for ages. Then I found the sampler from issue 202, 'A day to remember'. It was even better as I was able to have it framed for them as a keepsake. Hope you like it.

Denise Fisher, via email

Rachel: *We're glad you found what you were looking for in the magazine Denise. What a lovely gift to give the married couple, I'm sure they will treasure it as wonderful reminder of their happy day. The final picture looks fantastic, and it's always nice when you can add personal details like names and dates, especially to wedding presents.*

Perfect Present



✉ **Don't be Koi**
Laura's granddad shows off the koi stitch she made for him as a special present

DON'T BE KOI

Sometime ago my granddad asked me to stitch him a koi, but I could never seem to find one that was 'just right'. That is until the end of April, when issue 203 arrived on my doorstep with the 'Lucky Koi' design. It couldn't of arrived at a better time. He was going through treatment for cancer and I wanted to do something special for him.

It did take me a while longer than I wanted to complete, as I have a young baby, too, born at the end of March. But I finally managed to get it finished a few weeks ago. He loves it, and it'll be taking pride of place above his TV.

Laura Cornwell,
via email

Fiona: *We've had lots of comments about this lovely koi chart Laura. We're so glad your granddad likes it too, you did a great job.*

EMAIL US AT: letters@cross-stitching.com or join in the chat at www.facebook.com/TheWorldofCrossStitching

Time to celebrate

When my colleague told me she's getting married later this year, I started looking for a design to cross stitch for her. I found this lovely Fizzy Moon couple from issue 200 and, since she's obsessed with buttons, I knew just where in the picture to add one once I finished cross stitching, for a 3D touch. The happy couple's names and date of the big day stitched on the champagne glass was my personal finishing touch, too.

Slavie Chovancova, Surrey

Rachel: *We love the real button you have used on Fizzy's belly Slavie. We're sure your colleague will love the present.*

✉ **Time to celebrate**
Slavie and her daughter Aimee show off the gift



✉ **True love**
Mementos for a very special day

True love

When our daughter decided to have a blue-themed wedding I knew I had to stitch something special. As she lives in the US, I wanted to do whatever I could to be part of their big day. I offered to stitch place names. I then decided to stitch a memento, which the guests could sign the frame of as an unusual reminder of the day. I found a chart in issue 186, which was just perfect. We fly to Indianapolis in a few weeks for the ceremony, hopefully everyone will like the stitching. I also knitted outfits for some teddy bears and Rebecca, the bride, has made the cake.

Julie Walsh, Swindon

Fiona: *What a great idea to make this memento for your daughter's wedding Julie. Not only will she get to keep the stitched design, but also have the signatures of all the people she cares about who shared her special day with her and her husband. And we love how you have changed the colours to suit your needs. The original design was made into a cushion, but we think it works just as well in the frame. Other ideas to display your finished projects include making wall hanging or patching them onto tote bags. The knitted teddy bear outfits you made Julie are also so adorable.*



✉ **Young at heart**
Helen showing off her latest finished projects

YOUNG AT HEART

My mum taught me to cross stitch when I was five – I'm now 23 and still stitching. I love reading *The World of Cross Stitching* cover-to-cover and it's great to see other young stitchers. I recently completed these Charlie's Ark designs, and really enjoyed stitching them.

Helen Brown, Derbyshire

Sue: *These are gorgeous Helen – we recognise one of your designs from WOXs, back in issue 155's free calendar!*

Sock it

Back in early 2011 I got the bright idea to make my family members Christmas stockings. So, 10 stockings later everyone except me got one last Christmas. I'm very pleased with how they turned out. I just cannot bring myself to do one for myself, however!

Susan Nichols, via email

Ruth: *These stockings are lovely Susan! Well done for making 10, but we think you deserve a stocking, too, after all your hard work!*



✉ **Sock it**
These personalised Christmas stockings for Susan's family look fab

Subs Stars



Each month we randomly select three subscribers to win a prize as a thank you

This month's winners are:
 ▶ Mrs P Creighton, Grosvenor Park
 ▶ Mrs S Lycett, Rugeley
 ▶ Mrs Wendy Cameron, Stockton-on-Tees

Prizes every month!

This issue's Subs Stars will each receive one of these fab Madeira Accessories Packs containing a wonderful assortment of stranded cotton, metallic threads, needles, cutting tools and more, worth £30!

To subscribe turn to page 40

WRITE TO US AT: Letters, The World of Cross Stitching, Immediate Media Co, Tower House, Fairfax St, Bristol BS1 3BN

Deck the halls



✉ **Deck the halls**
Anna's collection of stitched tree decorations

Each year I start stitching Christmas ornaments in summer. When it's hot outside, those winter motives keep me chilly. Then, in December, I have no problems with what to hang on my Christmas tree, as each year I have new ornaments.

Anna Szwedzinska, Poland

Rachel: What lovely Christmas tree decorations Anna. I am sure your tree looks fabulous all dressed up!



SKIING PENGUIN GALLERY

We are so impressed with the quick stitchers who sent us these pictures of the Helz Cuppleditch skiing penguin card kit they got with issue 207. We felt we had to share their impressive work. A special thanks to everyone who sent in their work. We'd love to see more!



✉ Penguin fun

Top row: Cheryl Armstrong, via Facebook; Joanne Good Mummy Inglis, via Facebook; Lorraine Clarke, Aylesbury, Bucks

Bottom row: Sarah Barton, East Cotes, Isle of Wight; Margaret Thornley, Swinton, Manchester

To order a back issue with this kit, if you missed it, turn to page 56!

A note... from Margaret

Best-laid flower beds

Alongside the drive was an overgrown and rather messy flower bed, optimistically known as a cottage garden border. Originally, the plan was to have a cottage border rich in blues, purples and deep dark greens. Delphiniums, lupins, allium, lavender, hostas and sedum were to abound and, I admit, I spent rather more

“The hydrangeas are beginning to bloom again”

than the set budget trying to achieve the dream. But, after planting, there remained huge empty gaps. Sympathetic friends kindly brought their samples of garden flora to fill the large patches of bare soil.

For a couple of years the effect was passable, but rampant golden rod and *Alchemilla mollis* fought together with bindweed and ground elder to smother




all the lovely blue flowers originally planned.

Then, last autumn, I bravely decided to dig the whole lot out and start again. A superb blank canvas of dark earth – weedless and pristine! Simplicity was the theme second time around, there will be gorgeous mophead hydrangeas, naturally dark blue, interspersed with low growing juniper (blue carpet). The task took great physical effort, but what a wonderful result! Just what I wanted, glorious blues and dusky greens.

Now the summer is here, the hydrangeas are beginning to bloom again and the garden looks lovely. But wait! I don't believe it! The hydrangeas are flowering not blue but pink!

MORE:

Find Margaret Sherry charts online at www.margaretsherrykits.co.uk or find her Margaret Sherry Kits page on Facebook



SEND US YOUR NEWS

Don't forget to send all your letters and photos in to us!

Email us at:
letters@cross-stitching.com

or write to:
The World of Cross Stitching, Immediate Media Co Origin, Tower House, Fairfax Street, Bristol BS1 3BN

Get in touch on Facebook, too!



Each letter printed only in *The World of Cross Stitching* and not in any other cross stitching magazines will win a crafty mystery prize!



EMAIL US AT: letters@cross-stitching.com or join in the chat at www.facebook.com/TheWorldofCrossStitching

DESIGN BY **THE HISTORICAL SAMPLER CO.**

Snow business

Say hello to these snow friends – they want to brighten up your Christmas with a cheery hello in this modern snowflake sampler

Meet Frosty, Snowball, Bobble, Flake and Nippy, our snowman choir! It might be cold outside, baby, but they bring lots of smiles and good cheer inside with their cheeky line-up.

This simple sampler is ideal for beginners, as it uses only whole stitches. The scene is stitched on coloured fabric to give it extra appeal and make the snowmen stand out.

The cute characters are so adorable you might want to stitch them individually to use as gift tags or Christmas cards. You could even make them into simple decorations to hang on your tree.

If you want to make this scene more individual, use different colours

Factbox

- ✦ **Stitching Time**
Approx. 20 hours
- ✦ **Type of Stitches**
Cross stitch
- ✦ **Ease of Stitching**
Beginner

Only
whole
stitches

for the snowmen's scarves and bobble hats. You can also change the message at the top. Just make sure to carefully plot out your new wording on graph paper before you start, to ensure your new lettering fits into the design.

Now let the frosty delight of these snowmen warm your heart. ▶



Meet the designers

The Historical Sampler Company

Friends Suzanne Bullman and Joanne Stellig turned their love of stitching into a business when they began designing samplers from antique designs. Now they also create more contemporary projects, like these snowmen.

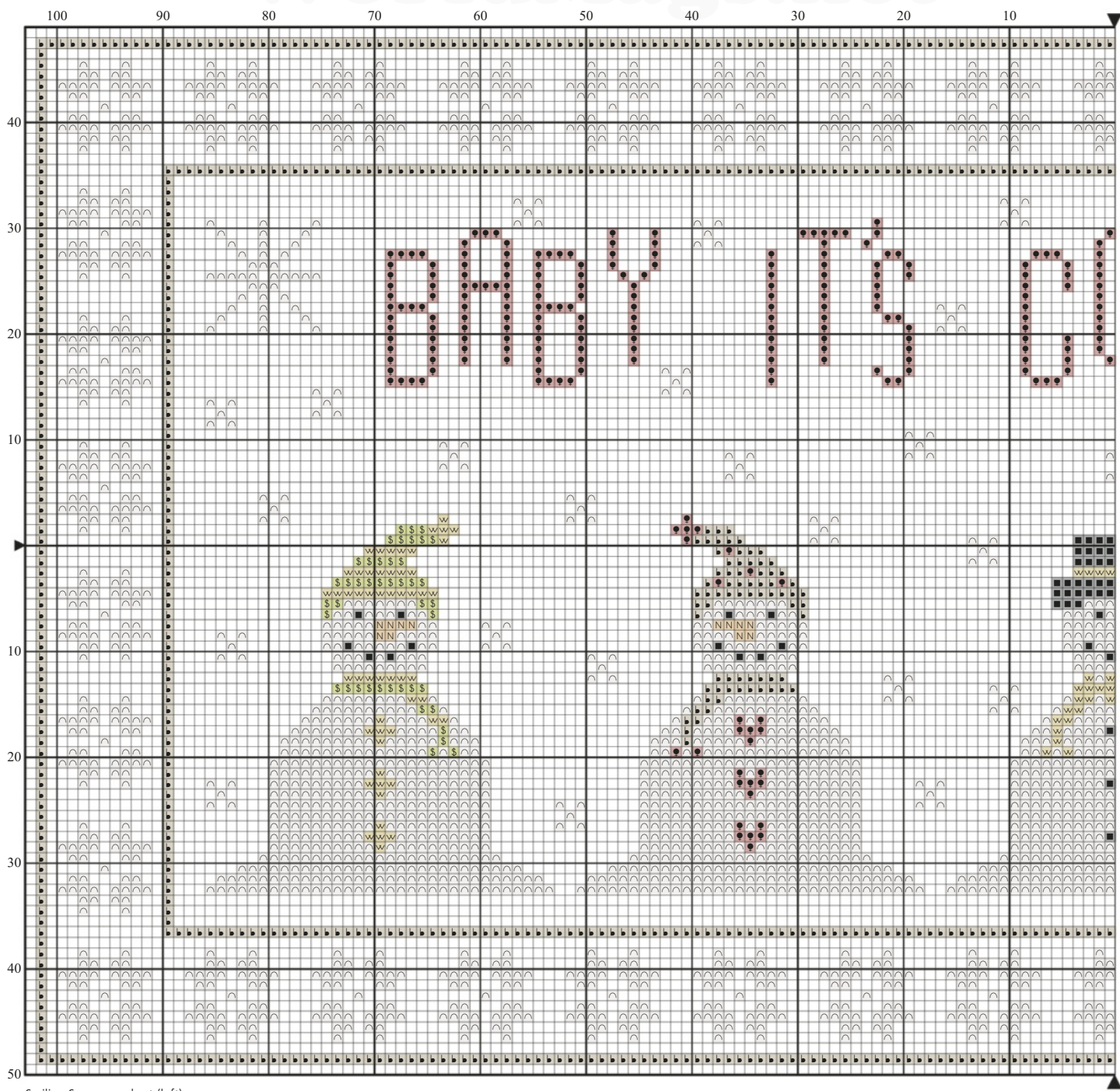


USE
COLOURED
AIDA



This modern snowman sampler couldn't be simpler to stitch - it will bring a smile to everyone's face this Christmas!





Smiling Snowmen chart (left)

Smiling Snowmen

✦ Cross stitch in two strands

	DMC	Anchor	Madeira	
∩	blanc	2	2402	white
●	221	897	811	red
■	310	403	2400	black
\$	581	280	1609	green
▬	611	898	2107	brown
N	782	308	2212	gold
w	832	907	2509	olive green

STITCH COUNT 97 high x 205 wide

DESIGN AREA 16 HPI (32-count evenweave) – 15.5x32.5cm (6x12¾in)

SKEINS NEEDED 3xBlanc (white)

This design was stitched using DMC stranded cotton

Shopping list

- ✦ Zweigart* 16-count misty blue aida (Z3251/0594) measuring 28x43cm (11x17in)
- ✦ Stranded cotton as listed in the key
- ✦ Size 26 tapestry needle
- ✦ Frame of your choice with a minimum aperture of 19x35cm (7½x14in)


Thread & fabric cost
Approximately £16

*For stockists see page 90

Special offer

Buy a materials pack for this sampler, including the chart, 16-count misty blue Zweigart aida, DMC stranded cottons, needle and full instructions for the special price of £15 (including P&P) from The Historical Sampler Company*.





Smiling snowmen chart (right)

There's more

Can't get enough of The Historical Sampler Company* snowmen? Pick up other kits by them on the winter theme...



◀ 'Let it Snow',
£25.00



◀ 'Silent Night',
£23.50

▶ 'Christmas Pots',
£32.90




Where to buy

*For stockists see page 90

Our Best Buys

All the hottest cross stitch must-haves for your shopping list, plus an exclusive offer to make your pennies go further...

£9.99



THE WORLD OF
**Cross
Stitching**
PICK OF THE
MONTH

The Cat's Hat

£11.99

The cat's hat
These oh-so-cute
kittens will be a
pleasure to stitch



HERITAGE CRAFTS

Like all kittens, these cute moggies are playful and full of curiosity. Their spirit has been captured perfectly with the cats in charming Christmas hats. Available as a full kit on 14-count aida or 27-count evenweave fabric, the 'Christmas Kittens' and 'Catching Snowflakes' kits are by Peter Underhill for Heritage Crafts*. They include pre-sorted DMC stranded cottons, fabric, needle, clear stitching charts and instructions. Once finished, they measure 13x26cm (5¼x10¼in) and 11x12cm (4¼x4¾in) respectively. The perfect present for cat lovers!



£19.99

SAMPLE THE DELIGHTS

Designer Susan Bates has launched her third book of projects, *Cross Stitch Sampler Book*, published by Tuva Publishing. It includes 15 beautiful samplers and lots of inspiration from the natural world... her designs feature motifs such as fruits, flowers, trees, birds and sea life. There are also craft motifs, such as sewing, knitting and patchwork, plus ones suitable for children. Whether you stitch the whole sampler or choose separate motifs for smaller projects and gifts, the charts are easy to follow and printed in full colour. Designs are stitched using DMC threads. Buy it either at DMC* stockists, or direct on her site, www.susanbates.co.uk.

Trendwatching... Woodland creatures



He's a nutter
We love this adorable nutcracker squirrel from Hunkydory Home*

£14



Saved by the mouse
Anchor charts with this paperweight from Notonthehighstreet*

£47



£24.99

Frosty friends
Stitch this Woodland Folk 'Winter Woodland' design by DMC*

FABRIC FEAST

FRESH AND FLORAL

Capture the last rays of summer and the memory of flowers and sunshine with the new fabric collection 'Ring a Roses' by Gütermann*! With 33 light designs with a touch of romance and nostalgia mixed in with contemporary freshness, the fabric is perfect for making up stitching projects and of course for making Christmas gifts. Pretty pinks, fresh green, light blue combine with roses, butterflies and polka dots in the range of prints. It's 100% cotton and 145cm (57in) wide, so great value for money.

£19.99



STROLL DOWN MEMORY LANE

The Lanes, Brighton was painted in 1996, as artist Faye Whittaker* commemorated her happiest decade at her Brighton art gallery, Whittakers. She spent many hours on her balcony, looking over the busy square, imagining what life must have looked like 100 years before. 'The Lanes, Brighton' is an exclusive, special-edition kit from this painting, which 'All Our Yesterdays' fans will love. Either as a complete kit, or chart for just £25, when finished it measures 33x46cm (13x18in).



£55

READER OFFER

This brilliant 3D cross stitch kit by The Nutmeg Company is the ideal festive tree decoration! Containing three Christmas trees of varying sizes, 10.5cm (4in), 13cm (5in) and 17cm (7in) high respectively, it's a fab stitcher's challenge. Simply work the design on the aida in just whole stitches, mount on to the plastic canvas pieces and sew together. The kit contains 18-count aida, thread, pre-cut plastic canvas, beads, needle, instructions and chart. Normal price is £43, but with this 20% discount by Past Impressions, you'll only pay £34.40! Qualify at www.past-impressions.co.uk, using the code **WOXS208** in the coupon box at the checkout, or quote **WOXS208** by phone, ☎ 0208 335 3930. Offer is valid until 21 October 2013.



£5.99

SIGNED, SEALED, DELIVERED

Give large, personalised Christmas cards this year to family and friends. These kits from Country Cross Stitch Kits* come in five different designs, each containing 14-count aida fabric, charts, needle, pre-sorted DMC cotton, aperture card, envelope and a printed white paper insert for you to write on. Also included is a backstitch chart with words like 'Mother', 'Friend' – perfect for personalising! – plus an alphabet and full instructions on how to add the message of your choice to the cross stitch. The finished card is 20x15cm (8x6in). Visit their website for further details of these and the other 27 Christmas card kits they have available.

SAVE
£££s!



A new dimension
Save 20% off this 3D ornament kit at Past Impressions*

Capture the magic of wildlife and plants in the woods



£49.34

Acorn treasure box
Squirrel away needles in this natural wood box from Cattails Woodwork*

Foxy tin
Stash mini supplies when foxy's plasters are gone; [dotcomgiftshop*](http://dotcomgiftshop.com)



£3.95

*For stockists see page 90

Buy **direct** from the factory and **pay less...**

Half Price*

Riser Recliners



**Quality recliners,
built by hand in
Great Britain...**

- ✓ Our riser recliners are all **fully guaranteed**
- ✓ Chairs custom made to *your* requirements
- ✓ Installed and set up by our own **expert engineers**

*Selected lines only. Offer ends 30/09/13
**Optional extra

**Amazing value and unbeatable
comfort – direct from the factory...**

- FREE, no-obligation home demonstration
- Huge range of styles and fabrics *including* leather
- Can offer temporary positional relief from back ache, aching joints and arthritic pain
- Optional comfort massage system and heat pad
- FREE delivery and installation *across* the UK



NEW!
Reading
Light**

Call free **0800 988 2898**
or visit **www.reclinerfactory.com**

W0CS09/13





USE
INDIVIDUAL
LETTERS
OR CREATE
NAMES



DESIGNS BY **DURENE JONES**

Letters for Santa

Rather than writing a letter to the man, stitch this merry alphabet featuring him!




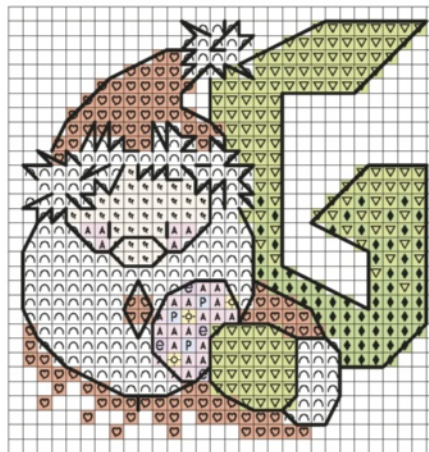

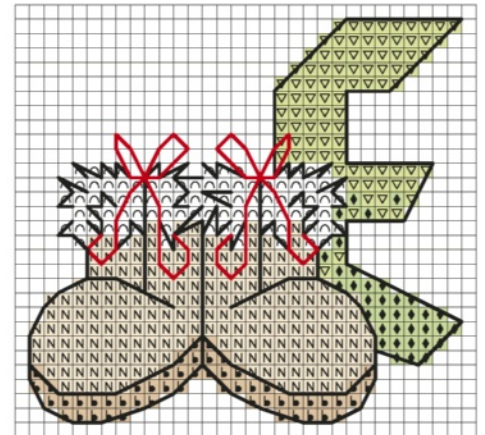

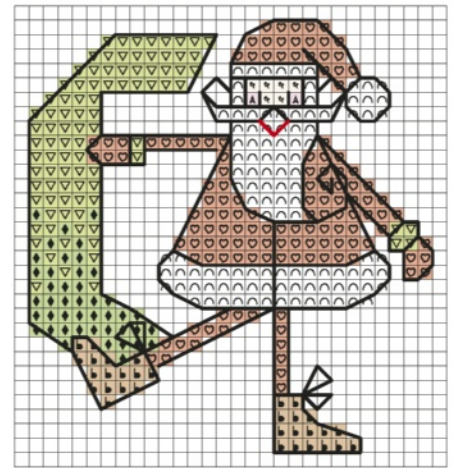

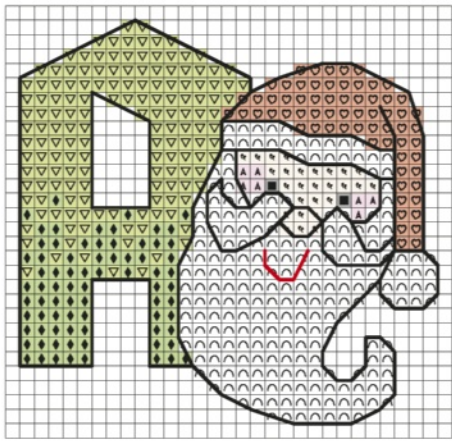
Shopping list


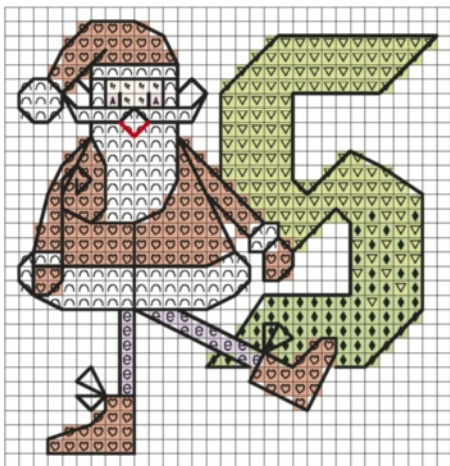



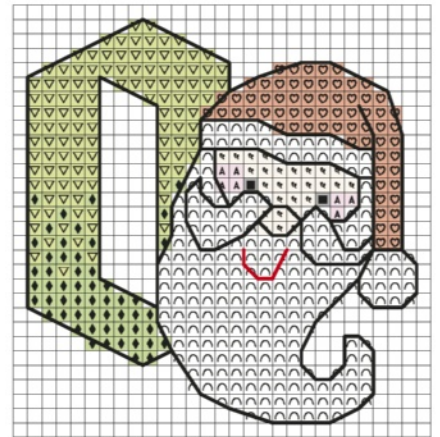


- ✦ DMC* 14-count white iridescent aida measuring 15x15cm (6x6in) for each design
- ✦ Stranded cotton as listed in the key
- ✦ Size 24 tapestry needle
- ✦ Craft Creations* single fold, deckle edge cards (DEC6U) in creative smooth white
- ✦ Backing papers and ribbon bows of choice

Thread & fabric cost
Approximately £15




*For stockists see page 90







TOP TIP
 When patching your design, create a decorative frayed edge like we did. Use tweezers to help ease the fibres away without pulling at your fabric



Santa ABC key

✦ Cross stitch in two strands

	DMC	Anchor	Madeira	
∩	blanc	2	2402	white
e	209	98	803	lilac
■	310	403	2400	black
♥	349	1098	212	red
▤	435	1046	2010	dark tan
N	437	362	2012	tan
A	605	1094	613	pink
◆	702	226	1306	green
▽	704	255	1308	light green
⊙	726	295	109	yellow
☆	741	304	202	orange
•	948	892	306	peach
P	3840	130	907	blue

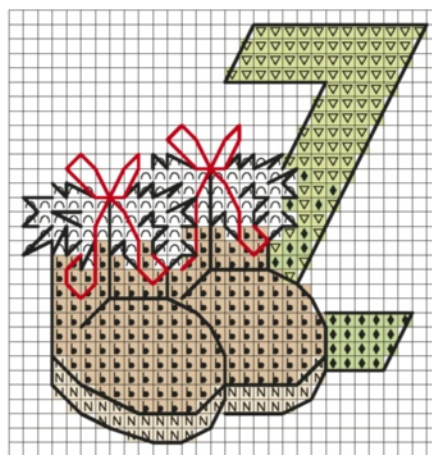
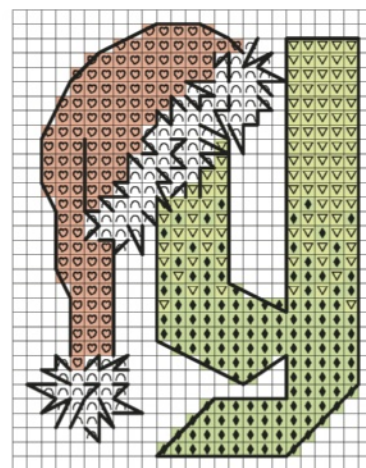
✦ Backstitch in one strand

—	310	403	2400	black
—	349	1098	212	red

MAXIMUM STITCH COUNT 30 high x 30 wide

DESIGN AREA 14 HPI (28-count evenweave) – 5.5x5.5cm (2¼x2¼in)

These designs were stitched using DMC stranded cotton



Fractional free!

Factbox

- ✦ **Stitching Time**
Approx. 3 hours each
- ✦ **Type of Stitches**
Cross stitch, backstitch
- ✦ **Ease of Stitching**
Beginner

“ I was really pleased to see this, as I’m making individual present bags for my family for Christmas, and I can use this ABC to stitch each of their names on them. Hopefully, Santa will fill them all with lots of goodies! ”

FIONA, PRODUCTION EDITOR





"BiscoBud" Gittery Hanging Ornaments

- BS18 - Glitter Garland
- BS19 - Twirls n Swirls
- BS20 - Glittery Hugs
- BS21 - Glittery Hearts
- BS22 - Glittery Kisses
- BS23 - Zigzag

Chart:
£5.00
(each design)
+ p&p

Get ONE FREE!
Buy all SIX packs for £25

Full stitching and
step by step assembly
instructions with photographs

Great for Christmas decorations!

**Easy to cross stitch
and simple to make up and assemble
- great FUN!**

AD & CJ Bevan, Just a Moment (WXS),
5 Avereng Road, FOLKESTONE, Kent CT19 5HT
Tel: (01303) 242486



POST & PACKING: £2.50 UK,
£3.50 EU, £4.50 Outside EU
(PER ORDER no matter how
many items you order)

Cheques / PO's pay: **AD & CJ Bevan**



www.just-a-moment.com 3 x 1st class stamps for brochure



The Patchwork Rabbit

Seek inspiration, find joy...

Now shipping Little
House Needleworks
Little Sheep Virtues,
Country Cottage's
Santa's Village and
the Blue Ribbon
Mystery sampler.

It's not too late to sign
up for our auto ships!



www.patchwork-rabbit.co.uk

TOUCHWOOD

Needlecraft Workboxes

With optional large capacity storage drawers in a
choice of three sizes. Fully finished & ready to use.
British crafted from solid oak & real oak veneer
exterior with a hand waxed finish.

Prices start from £69.50

**SPECIAL
OFFERS
AVAILABLE**

FREE UK MAINLAND POSTAGE

For our free colour brochure & price list please contact us:

Tel: 01634 719582

Email: touchwoodboxes@gmail.com

Touchwood, 7 Murray Road, Frindsbury,
Rochester, Kent ME2 4HJ

Visit our new website: www.touchwoodboxes.com



**THIS
WORKBOX:
£395**

ZWEIGART®
THE needlework fabric



ZWEIGART
quality



Quality is our
passion since 1877!

Aida, linen, evenweave fabrics, fancy fabrics
and canvas – whoever has used Zweigart
needlework fabrics is convinced of their pre-
mium quality. Continuous innovation in new
weaves, color additions and high class
designs show our leading position as the No.1
in choice and quality „made in Germany“.
Zweigart – for your successful embroidery project.

www.zweigart.de

For stockists contact:

Derwentwater Designs on Tel. 01768 483 119 or

EQS on Tel. 0116 271 0033 or

HeeBee on Tel. 01565 872 225 or

Heritage Crafts on Tel. 01889 575 256

New issue!

Christmas



Order your copy today!

Cross Stitch FAVOURITES

The BIGGEST & BEST collection of CHRISTMAS charts

New issue!

OVER 167 GORGEOUS quick & easy designs

Stitch our tower of snowmen 6 cute & fun characters for kids!

ONLY £4.99 (INC P&P)

Christmas Cross Stitch FAVOURITES

Christmas 2013 £4.99

The BIGGEST & BEST collection of CHRISTMAS charts

253 Christmas cuties!



Stitch our adorable Forever Friends

102 quickies for last-minute gifts

Yippe! Have fun with Fizzy Moon

Stylish greetings

Gingerbread pic!

6 jolly holly cards

35 must-stitch cards

Designs for all stitchers!

Fairy wings stocking * 15 Xmas decorations * Santa sack * 19 tree baubles

Don't miss it!

Start stitching for Christmas – over 250 gorgeous seasonal designs, including more than 30 lovely cards and a bumper collection of fun baubles to stitch for your tree!

Get stitching:

- ❁ Fizzy Moon sleigh fun picture
- ❁ Forever Friends scene – filled with hugs and gifts!
- ❁ Sweet fairies stocking
- ❁ Festive food gift ideas
- ❁ 102 quickies to stitch as last-minute gifts
- ❁ Sweet treats bags
- ❁ Playful snowmen ABC
- ❁ Cinnamon scroll festive hangings
- ❁ Stitch our snowman tower!

FREE P&P + FREE Stitch kit WHILE STOCKS LAST

EXCLUSIVE! Margaret Sherry CARD KIT

FREE GIFT

Inside your kit: 17 lengths of thread 14-count white aida Illustrated card Envelope

Order your copy NOW!

CALL 0844 844 0388 and quote 'Favourites Xmas13'

ONLINE www.subscribeonline.co.uk/magazinespecials

Lines open weekdays 8am to 8pm and Saturday 9am to 1pm. Overseas please call +44 (0) 1795 414 676. Free stitch kit available on direct orders while stocks last. EUR price £6.99, ROW price £7.99. All prices include P&P.

Ask the experts

Our panel of professionals are here to help you with your cross stitch dilemmas – however large or small



Ruth Southorn
Ruth, our Editor, has been a cross stitcher since she was tiny and is ready to share everything she knows



Anne MacGregor
Anne can answer even the most difficult technical questions with her encyclopedic knowledge and skills



Jenny Barton
Design pro, Jenny has been creating projects for us for years and is ready to take on your design challenges



Fiona Smith
With her ears to the ground for the hottest stitching merchandise, Fiona's all set to search out the stash you need



Poppy Benner
Poppy's years of experience working in the cross stitching industry give her invaluable knowledge

CONTENTS

- 32 IN THE SPOTLIGHT**
June, blogger from Butterfly Butterfly Wings
- 33 WISHES GRANTED**
Jenny's designed a lacrosse player for Ann
- 34 FRIENDLY ADVICE**
Help from fellow stitchers on Christmas stitching
- 34 TECHNIQUE FOCUS**
Sorting out your threads into a rainbow of colours
- 35 DESIGN ROUND-UP**
Advent calendars for the countdown to Christmas

Thread puzzle

Q I have seen DMC Prism Threads for sale on Amazon, but it isn't clear exactly what these are and how they are different to the standard threads. There are plain and variegated colours available, but no mention is made of any other speciality – are they different in any way?

Grace Greenhalgh, via Facebook

A Poppy says: The Prism brand of threads by DMC* are simply six-stranded cottons produced for kids' crafting, Grace. They're designed for all kinds of creative fun, like making friendship bracelets, card making, hair braiding as well as simple sewing projects. They don't have the thread codes like regular stranded cottons and, although we've not seen samples of these, we think that it's probably the case that they aren't the same kind of quality and finish as threads you're used to, simply due to the way they're produced for the different



Thread puzzle
Shedding some light on Prism Threads

purpose. There are 14 Prism packs available, sold in different colour-themed collections, and some with idea books, too, priced £2.99 for mini-packs with six skeins up to the 105-skein Jumbo and Party Packs, for £17.99. Hope this helps explain a bit about them!

Copyright concerns

Q I was wondering if you could help me clear something up? I am very cautious when it comes to copyright, but possibly want to do some small cross stitch pieces to sell at the charity I volunteer for and raise money by selling for a small fee. So I was wondering what charts I could use? I'm not going to make many... only a handful of several different designs, but don't want to breach any laws. Any help would be appreciated!

Claire Washford, Evesham

A Ruth says: Thanks for your question Claire, and also to Miss McDermott from Wembley and Mrs C Brown from Sunderland for their letters asking similar questions. Copyright issues can be tricky. Stitching designs from *The World of Cross Stitching* and its sister magazines to raise money for charity is allowed, as long as it is only on a small-scale (in other words not mass production). It sounds like that's just what you have in mind Claire, so you'd be OK with our motifs!

For completely copyright-free designs (which you can make and sell for any reason, including personal profit), take a look at our sister mag *Craftseller* for ideas. ➤

Copyright concerns
Selling your designs and crafts with no copyright issues is easy if you know where to look



In the spotlight

JUNE, BUTTERFLY BUTTERFLY WINGS BLOG

Perfect pillows

Q Back in issue 202, you featured June as your Blogger of the Month. I enjoy reading her blog, butterfly-butterflywings.blogspot.co.uk, and seeing the lovely little cross stitch items. Are they pillows or cushions? I'd love some tips on making these little pillows. How to choose and measure the fabric, and some hints and tips for embellishing maybe? And how do June and her friends get them so neat?

Susanne Hopkins, via email

A June says: It's a lovely compliment that you're enjoying my blog Susanne. I love stitching the pillows and pincushions,

yes. As for matching materials, I have tons of stash, so I gather the things I like, then see what I think works best.

Machine-stitch around your pillow twice for extra protection, leaving a gap for turning through. I use a small tool like a small knitting needle (the round head part) to push the corners out and get a neat finish. I stuff mine with pillow or cushion pad wadding. Make sure you overstuff – if you don't, the little pillow goes flat. And don't be afraid to use fabric glue for sticking on bows and buttons if you don't want to sew them.



Perfect pillows
Create beautiful mini projects for your home with June's tips



No fringe benefits...
Ironing out the hassles of finishing off your projects

No fringe benefits...

Q I have finished a set of coasters and need to put them in the coaster blanks provided with the kit. Do I just cut my fabric to size or can I do something to stop the edges fraying? I don't want anything to show on the front and spoil them. Any advice would be appreciated.

Dawn Markwell, via Facebook

A Fiona says: Although you can trim your aida to the size of the coaster aperture without worrying about the edges too much, I'd definitely recommend using an iron-on interfacing to back your finished stitching before trimming it. Use a lightweight iron-on interfacing such as Vilene and follow the instructions to effectively 'seal' the edges when you cut the fabric to size and stop fraying. Measure the size you need for a snug fit in your coaster by using its back as a template.

Design dreams

Q I'm writing to find out how you get from drawings to designs in the magazine. I am a budding cross stitch designer, but I don't know if you have a submission process or what procedure is used for how things are done. Can you help?

David Fitzpatrick, Castleford

A Ruth says: The projects that are featured in the magazine are created by a team of professional cross stitch designers and illustrators, whom I commission on a freelance basis rather than receive designs on a submission basis.

Hearing about potential new talent is always interesting, so drop me an email to let me know some details of your design style and interests, any particular subject areas you specialise in and also if you have a portfolio where I can see your designs.

Sweet blooms

Q Recently a close friend's father passed away and I'd love to stitch something in his memory for her. He was a leading light in the regional Alpine Garden Society, so maybe charts of Alpine flowers? I'd love to integrate some small stitched motifs into a patchwork tablecloth and give it to her on the anniversary of his passing. Fingers crossed you can help?

Rosemary Maxwell, Co Down, N. Ireland

A Poppy says: I've found a gorgeous design featuring a selection of Alpines for you Rosemary. 'Alpine Collection' is a chart, £6.95, to buy at StitchDirect* and

is a pretty sampler-style picture of delicate blooms. I think it would be easy for you to use the individual motifs to make stitched 'patches' for your tablecloth project. This design is also available to buy as a complete kit with 24-count evenweave, £44.95.



Sweet blooms
This selection of Alpine flowers will certainly be appreciated by a friend

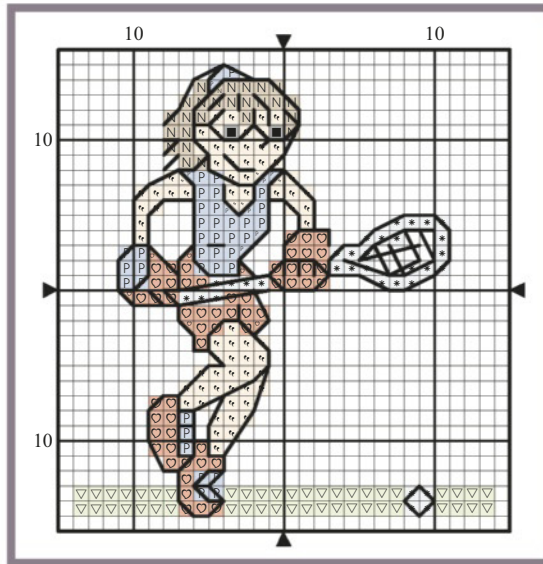


Wishes granted



Request a design and our resident design expert, Jenny, might just chart it for you...

Game on!
This action-packed design for Ann will be a great card or gift!



Q I've been looking for a pattern of a girl playing lacrosse for ages without any success. Can you please chart one for me Jenny?

Ann, via email

A Jenny says: Lacrosse is such a great sport, I can understand why you want to stitch a design of it Ann. You can change the colours of the uniform to make it more personal or match your favourite team. Hope this is what you are looking for and you enjoy stitching it finally after all this time!

Lacrosse key

✖ Cross stitch in two strands

	DMC	Anchor	Madeira	
■	310	403	2400	black
♥	350	11	213	red
▽	369	1043	1309	green
*	762	234	1804	grey
P	799	145	910	blue
N	841	1082	1911	brown
•	3774	778	306	peach

✖ Backstitch in one strand

—	310	403	2400	black
---	-----	-----	------	-------

STITCH COUNT 30 high x 28 wide

DESIGN AREA 14 HPI (28-count evenweave) – 5.5x5cm (2¼x2in)

This design was stitched using DMC stranded cotton

Please note: Jenny can only fit in fairly small designs and for copyright reasons she is unable to chart logos, or characters from films and TV.

Fine feathers

Q Could you help? My husband and I love anything to do with Native American Indians, so I'd love to find a design of a chief in full tribal headdress.

Sue Mercer, Stevenage

A Fiona says: 'Native American Indian' from the luxe Maia collection by Anchor* is a kit with everything to bring this chief to life. Including metallic thread accents, it's a treat of a project Sue, which measures 13x13cm (5x5in) on the 16-count aida supplied. It costs £23.20.



Fine feathers
Capture the majesty of a Native American chief with this design



Tableware treats
Anne tells you how to do the perfect hem

Tableware treats

Q I'm creating some tablecloths and runners. I was wondering if you might be able to advise me on how to finish the edges of the aida?
Becki Davies, via Facebook

A Anne says: The best way to hem table linen depends on the fabric.

So for your aida cloths Becki, I recommend beginning by using a sewing machine to

overlock the edges to prevent fraying, then pressing a 2.5cm (1in) turning all around the edges. Now either hand or machine sew that hem flat.

For evenweave table linen, a double hem will be better and you wouldn't need to overlock first. Press a 1cm (½in) turning, then press another turning at least 2.5cm (1in) in so that the presslines are at least 1.5cm (over ½in) apart. Now pin the hem, folding it along your pressed lines and tucking in the raw edge as you pin. Machine or hand sew to hem.

STITCHING HELP!

Don't forget to send all your stichy questions and design requests in to us!

Email us at:
experts@cross-stitching.com

Write to:
Ask the Experts,
The World of Cross Stitching,
Immediate Media Co, 9th Floor, Tower House, Fairfax Street, Bristol BS1 3BN

Send in queries via Facebook. Find the address over the page on p34.



We will try and answer your questions as soon as we can, but if you're working to a specific deadline then do let us know!

Friendly advice

facebook



We asked our Facebook fans what tips or advice they had for Christmas stitching – here's what they said...

✘ **Kelly Herbert** I keep my Christmas stitching in a storage box – it has threads, patterns and fabric, so nearer the time I just pull out the box and have everything to hand.

✘ **Alicia Zoe Battersby** Alternate stitching cards between stitching larger projects throughout the year, great for providing a change of pace and you're not left stitching just Christmas things for months on end.

✘ **Anji Mae** I make a list, decide on projects I will do, then decide when I should start to get it all done on time. I start in September and have time to spare.

✘ **Laura StThomas StPierre** I keep a basket of Christmas projects and work on them off and on throughout the year.

✘ **Anna Szwedzinska** Stitching ornaments in summer works better than AC, so when December comes everything is ready and waiting in a box to hang on Christmas Eve (as is tradition in Poland).

✘ **Clare Dowle** Buy kits/charts and other supplies on the 27th of December, as they tend to be on sale. I also try to do my Christmas stitching in the miserable January to April months.

✘ **Anu Manninen** Keep it fun! If you don't have time to stitch everything you were planning to stitch, don't stress about it!

✘ **Karen Clark Cresswell** If you make stitched Xmas cards, start early! Because if you sell your cards they will fly out of your stash – mine did to the point people have ordered now for this year!

Find us on Facebook and join in with the chat. If you're lucky, your tip might appear here! Just log on to www.facebook.com/TheWorldofCrossStitching and hit the 'like' button!

QUICK Q&A

Can you help me find a chart of a go-cart – hopefully not too small? I'd like to stitch one for a keen go-carter!

Margaret Dean, Hamilton

Poppy says: *Stitchtastic* is a great resource for any vehicle-themed designs, so I'm glad to have found a fab one for you there Margaret! This 'Go Cart Caricature' is a good-sized project when worked on 14-count aida, it'll measure 27.5x35cm (10¾x13¾in). Available as a chart for £10.95 or full kit for £35.95, it will be a gift your go-carting loved one will really appreciate.*



Go-cart caricature
Race into the heart of a go-carter with this design

I am looking for patterns that will fit square coasters – maybe 10x10cm (4x4in)?

Mrs C. Carter, Kington

Fiona says: *Finding charts to be made as coasters has caused problems Mrs Carter, but we hope this idea helps. For coasters that size, look for motifs of no greater than 52x52 stitches when worked on 14-count aida (this allows for mounting). Our Design Library in every issue often has lots of designs within that range (see page 47).*

TECHNIQUE FOCUS



Colour confusion

Q I am in a right muddle trying to sort all my cross stitch threads into number order. The problem is I don't have the codes for lots of the skeins. I've printed the code lists out but not sure how I will match the colours up correctly, as it doesn't seem very accurate. I'm lost in a rainbow of thread! Can you help me?

Sarahjane Wardle, Mansfield

A Ruth says: I'd say the best thing to do is start identifying what thread codes you have, tracking down the numbers for the threads that are missing their labels. It'll definitely be worth you using a DMC* Shade Card (£17.20) for this, as it has little swatch samples of the actual thread in colour order, so you can compare all your un-labelled threads with the original swatch card. A thread card is also available for Anchor* shades. Match up what you've got and once you know the numbers, it will be easy to create your bobbin and store it in rainbow order.

Colour confusion
SarahJane's threads are in need of help



Colour confusion
Sorted and ordered threads for easy selection

Design round-up

We've hand-picked kits & charts so the countdown to Christmas will be that much more fun...

Advent Calendars

CHALLENGING DESIGN

ORNAMENTAL ADVENT

Why not spell out the title of a well-known Christmas song with this calendar of 24 individual designs from Just Nan, available from Sew and So*? Tiny beads are included, but you'll need to buy the fabric and threads for this piece, which will add to the overall cost of the project. If you're looking to create a heirloom, this could be it.

Stitch count for each motif – 60 high x 30 wide, finished size 51x35.5cm (20x14in) on 32-count linen evenweave

£17.96

FESTIVE COLOURS

SANTA ADVENT CALENDAR

This design by Janlynn, available at Sew and So*, has a jolly picture of Santa at the top. You attach numbered ribbons below the design, with which to tie on 24 little sweets, and the jingle bell at the bottom signals that Christmas Day has finally arrived!

Stitch count – 246 high x 94 wide, 47x18cm (18½x7in) on 14-count aida

£21.24

ADORABLE DESIGN

SNOWMAN AND BEARS CALENDAR

This heartwarming scene from Anchor* will brighten up your home as Christmas approaches. Although it's a fairly large piece, the design uses whole stitches and backstitch only. The chart is quite straightforward and the threads come pre-sorted, too. White plastic rings, included in the kit, are sewn on around the edge of the scene so you can hang up treats of your choice!

Stitch count – 140 high x 162 wide, 33x40cm (12¾x15¾in) on 11-count aida

£25.00

GREAT VALUE

SPARKLY ADVENT CALENDAR

This downloadable chart from Jane Greenoff* uses speciality stitches, metallic threads and beads for a superior finish. The 24 motifs are worked on linen, with four motifs on each length. These lengths are then sewn across the width of a piece of fabric, and finished with ribbon to separate the pockets.

Stitch count for each motif – 22 high x 22 wide, 4x4cm (1½x1½in) on 14-count linen aida band

£8.99

A FUN,
FESTIVE
PROJECT



If you don't have time for the whole project, pick and choose your favourite motifs for a smaller and more unique design



DESIGNS BY **JANE HENDERSON**

Festive pick 'n' mix

Create this patchwork of magical holiday ideas or choose your favourite motifs to stitch individually – the choice is yours!



Christmas is a time of happy memories – for some it's the magic of glittering decorations, for others the wonderful food or those crisp days with snow and bright sunshine. Whatever brings you joy, Jane Henderson's seasonal patchwork design is a treat to stitch.

There are ten motifs in this mix 'n' match design, from a friendly snowman and a stripy stocking to bright holly leaves, a snowy scene and so much more.

If you stitch the whole project it will make a lovely gift framed as a picture like we have shown. You can also choose individual motifs to mount as cards or gift tags.

Whatever you choose to do, the

Factbox

- ✦ **Stitching Time**
Approx. 20 hours
- ✦ **Type of Stitches**
Cross stitch, fractionals, backstitch
- ✦ **Ease of Stitching**
Beginner

A French-knot free design!

project mainly uses whole stitches with a little backstitch detail and a few fractionals, so it's easy to make. The main design will take only a few evenings and a single motif around two to three hours, depending on size. All in all, this is a special stitching treat for beginners. ➤



Meet the designer

Jane Henderson

"I love the Christmas holidays, so it was fun deciding on a selection of motifs to make into a seasonal patchwork. My special favourites are the happy snowman and that tasty Christmas pud – which are yours?"



Modern Christmas chart

Modern Christmas key

✦ Cross stitch in two strands

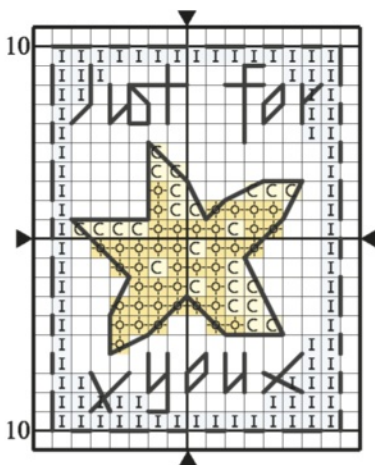
	DMC	Anchor	Madeira	
∩	B5200	1	2401	white
I	162	9159	1101	blue
■	317	400	1714	grey
♥	321	9046	510	dark red
⦿	415	398	1802	light grey
+	436	1045	2011	tan
⊙	444	291	106	yellow
♥	666	46	210	red
▼	702	226	1306	green
▽	704	255	1308	light green
w	3047	852	2205	straw
C	3078	292	102	light yellow

✦ Backstitch in one strand

—	317	400	1714	grey
—	444	291	106	yellow
—	700	229	1302	dark green

MAXIMUM STITCH COUNT 114 high x 74 wide
DESIGN AREA 14 HPI (28-count evenweave) – 20.5x13.5cm (8x5¼in)

These designs were stitched using DMC stranded cotton



Gift Tag chart

How to...

make a tag to go with a gift

1. **Once you have** finished stitching your design, cut it out, making sure to leave three squares of aida all the way around the edge.
2. **Carefully fray one** square of the aida at the edges, using your fingers or a pair of tweezers to pull the threads out one by one.
3. **Using double-sided** tape, layer your design onto a piece of white paper, slightly smaller than the piece of aida. Then layer this onto a ready-made gift tag.
4. **Thread ribbon through** the gift tag, using more ribbon to decorate.



Lynn READER PANEL

“ This sampler contains lovely ideas of things to stitch for the home. I think I’d make both the main design and the gift tag as a present to go together for a friend. I’d use the smaller motifs as separate projects, too. ”

Shopping list

- ✦ Zweigart* 14-count white aida measuring 30x23cm (12x9in); 10x10cm (4x4in) for the gift tag
- ✦ Stranded cotton as listed in the key
- ✦ Size 24 tapestry needle
- ✦ Frame of your choice with a minimum aperture of 25x18cm (10x7in)
- ✦ Gift tag and ribbon of choice, either bought or handmade

Thread & fabric cost
Approximately £15

*For stockists see page 90

How to frame projects

Your guide to framing your finished pieces

You’ve lovingly stitched your design, now you want to frame it to show it off. Visit our website, www.cross-stitching.com and click on the ‘How To’ tab, then choose the ‘Making up’ option. Here, you’ll find everything you need to know about framing your work, and plenty of other easy ideas to display your stitching!



WorldMags.net

THE WORLD OF Cross Stitching

Britain's No.1

SAVE 27% WHEN YOU SUBSCRIBE
TO THE DIGITAL EDITION



Each issue of **The World of Cross Stitching** meets all your stitching needs, with over 80 easy-to-follow charts, features, expert advice and stories to read. Find it packed with **beautiful inspiration** that you'll love, whatever your skill level!



zinio™

Have The World of Cross Stitching delivered straight to your device
When you subscribe
 Simply return to homepage to subscribe

**THE WORLD OF
 Cross
 Stitching**

WorldMags.net Out & About

Get involved in the stitching fun this month – we've rounded up the most exciting campaigns, clubs and events so that you can join in with them all!



CHATTY CRAFTERS, BURSLEM, STOKE-ON-TRENT



Meeting every Thursday at Burslem Community Fire Station, the club has 18 members of all ages and abilities. They can often be found chatting, eating cake and drinking tea. But, no matter what they are doing, it's two hours sitting with friends crafting. Email joanneforrester@btinternet.com for more info.

APPLY: letters@cross-stitching.com or write to the address on page 17 and tell us all about your club

Pink Fridays

This October, Breast Cancer Care wants people across the UK to show their support by organising a crafty Pink Friday event at work or home. Take part in this fundraising campaign by wearing pink, eating pink and crafting pink on a Friday! All money raised will go towards supporting women and men affected by breast cancer.



MORE Register now for a free Pink Fridays fundraising kit. Visit www.breastcancercare.org.uk/pinkfridays or call ☎ 0870 164 9422 for more information.

Dates for November

7 NOVEMBER

ON SALE: THE WORLD OF CROSS STITCHING

Don't miss issue 210, packed with festive treats to stitch. From Lesley Teare's Rudolph card kit to the adorable Tatty Teddy, there are also fun hedgehogs that can be made into tree decorations, plus last-minute Christmas stitches.

7-10 NOVEMBER

CRAFTS FOR CHRISTMAS NEC, BIRMINGHAM

There will be a host of fabulous features and exhibitors on offer, craft demonstrations to enjoy, and some special show deals, too. Entry costs £12. To find out more information, visit www.ichf.co.uk.

8-10 NOVEMBER

FESTIVE STITCHING WEEKEND HILTON HOTEL, LEICESTER

Join The Cross Stitch Guild for this festive event. All you need to bring are your glasses, so you can see what you are doing, and your favourite stitching bits and pieces. Members pay £280 for a single-person, non-members £300. To book, call ☎ 0800 328 9750.

29 NOVEMBER

CUPCAKES! COCKTAILS! & CROSS STITCH! BANGOR GOLF CLUB, NORTHERN IRELAND

Urban Cross Stitch will be hosting this special event in aid of the Northern Ireland Hospice. Tickets cost £10, with all proceeds going to the hospice. For tickets and more information, call ☎ 028 9146 8160.

Crafting galore! Get all your Christmas shopping done at the Crafts for Christmas show



Answer: The North Cape, Norway

WHERE AM I?



This is a picture of me and my magazine on a rock with a steep wall climbing over 308m from the Arctic Ocean in Norway. The holiday was made even better by having issue 204 of WOXs to enjoy in the land of the midnight sun!

Karen Riddell, Airdrie

Send in your travel snaps!

Send us a photo of yourself with a copy of your favourite mag to 'Where Am I?' at our usual address, on page 17. If you're featured, you'll win a John Clayton kit from the Internationals range by Heritage Crafts*, worth £27.99.

* For stockists see page 90



CREATE NOSTALGIA

We are the official home of Mary Jane Collection, stocking the full range of kits, charts, buttons & charms. Established & run by professional needlewomen, the shop is situated in part of the old Granary. We would be pleased to welcome you as a personal caller on Wednesdays and Saturdays 10.30am till 4pm or by prior arrangement to see our full range of products and made up samples. We are specialists in quality fabric & threads ie. Zweigart, Permin, DMC, Gentle Art & Weeks Dye Works to mention a few. We have a range of charts from the USA & Canada and a range of components to make your own jewellery. Day classes are available in jewellery making, beading and needlework. Please contact us for full details.



MJC066
Christmas Greetings Series 6
(2008)



MJC071
Cross Stitch Christmas Hearts Series 3
New 2010




MJC070
Christmas Greetings Series 7



MJC065
Trees Cross Stitch Series 2
(2007)



Just Cross Stitch
2010



MJC057
Nativity Cross Stitch Series 1
(2005)



MJC067
Snowflake Christmas



MJC035
Christmas Delight



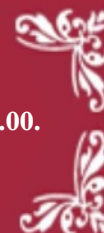
MJC063
Joyous Noel Cross Stitch
(2005)



You can view and order online at: www.createnostalgia.co.uk

or

Order a catalogue by sending £3.00 which is refundable on your first order over £15.00.
Please make cheque payable to P M Gittins.



NEW!

Order your copy today!

Love Crafting

NEW!
FUN FELT FLORALS
CHIC TABLE CASE
SIMPLE MOBILE
BABY APPLIQUÉ
MAKE A CUTE MOO-COW FINGER PUPPET

52 Amazing makes!
ISSUE 1 • £4.50

Love Crafting
SEWING SPECIAL

ONLY £4.50 (INC P&P)
SWEET SPOTTY DOG

18 GORGEOUS GIFT IDEAS

QUICK-MAKE MIRROR COVER
MAKE A VINTAGE PINCUSHION

Save ££s with our budget buys!

FABULOUS IDEAS FOR
✓ PATCHWORK
✓ EMBROIDERY
✓ APPLIQUÉ
✓ FELT WORK
✓ QUILTING
✓ SIMPLE SEWING
✓ TOY-MAKING

EASIEST CUSHION
TRY PATCHWORK
SEW A DOORSTOP

Win Hobbycraft goodies* • Laura Ashley is 60!
*UK only

SEWING SPECIAL

Don't miss it!

Love Crafting is a brand new magazine full of inspiration for crafters of all abilities. Inside our sewing special you will find over 50 amazing makes with easy-to-follow instructions and templates, plus our top budget buys.

Order your copy today for only £4.50 including FREE UK P&P!

INSIDE THIS ISSUE

- ✓ PATCHWORK
- ✓ EMBROIDERY
- ✓ APPLIQUÉ
- ✓ FELT WORK
- ✓ QUILTING
- ✓ SIMPLE SEWING
- ✓ TOY-MAKING



Order your copy NOW!

CALL 0844 844 0388 and quote 'Love Crafting 1'

ONLINE www.subscribeonline.co.uk/magazinespecials

Lines open weekdays 8am to 8pm and Saturday 9am to 1pm. All orders are subject to availability.

Overseas please call +44 (0) 1795 414 676. EUR price £6.49, ROW price £6.99. All prices include P&P.

Flights of fancy

A mother and daughter team stitched 50 designs in aid of the Wildlife Trust. **Cathy Lewis** investigates

Nature-lovers and mum-and-daughter team Shirley Hatcher and Sue Leach have been described by their local Wildlife Trust as the Dynamic Duo, thanks to their enthusiasm and determination to raise money for their local nature reserve. And they've done it thanks to another of their shared passions – stitching.

When they're not busy stitching, Sue and Shirley are both active members of the Nottinghamshire Wildlife Trust (NWT). Three years ago they held an exhibition of stitching in aid of the Trust, so when a watch hut at their local reserve was destroyed by vandals, the pair decided to organise another exhibition to raise funds for a bigger and better hut, that would be both vandal and flood-proof.

Not surprisingly, they chose to stitch designs that appealed to them, with wildlife artist Pollyanna Pickering's designs featuring in their choice. DMC, who produce Pollyanna's designs, kindly

The artists Sue (left), Shirley and Pollyanna, show off the exhibition raffle prize



Wildlife celebration
Stitched designs in the exhibition honoured wildlife



Nature's beauty Clifton pond, Attenborough Nature Centre



Feathered friends
Working with local wildlife is part of the job for Sue

go for their exhibition.

All their hard work paid off, with many visitors thinking the designs were photos or paintings at first glance, and couldn't believe the detail. Sue says she was very proud to hear Pollyanna herself, who visited the event, say how amazing they were. One design, the 'Canada Geese' by Rob Lambe, sold after being on display for less than 30 minutes!

So, was it worthwhile? Shirley and Sue raised an impressive £1,664, with work starting soon on the new hut. ✕

donated raffle prizes, charts and threads for them to stitch.

With stitching underway, things took a dramatic turn when John Everitt, chief executive of the NWT said that 2013 was the Trust's 50th anniversary, and jokingly suggested they stitch 50 projects to celebrate! Taking up the challenge, incredibly by May they had 50 designs all ready to

Sue and Shirley's top tips for raising money with your stitching...

- ✓ Make sure to contact the designer or manufacturer for permission to stitch and sell their design. Explain about your fundraising efforts – you may get discounts or free kits.
- ✓ Talk to your framer, they may be able to recycle frames or purchase ends of lines cheaply for you, and many offer discounts in their fees for art clubs etc.
- ✓ Bulk-buy material and threads.
- ✓ Think about how much you will charge for the stitched designs. A high price may mean fewer sales, but a low price will mean a smaller profit on every sale.
- ✓ Book your display area well in advance as it will take longer to stitch the designs than you think.
- ✓ Remember publicity – people need to know about dates and the venue of your exhibition. Use social media, but also try local newspapers, art clubs, libraries and village newsletters.
- ✓ After the event, remember to let people know how much money you raised at the event.



Cathy
AT LARGE

Cathy Lewis is a journalist who has worked in craft magazines for more than 20 years. Using her vast experience, she brings us all the goings on, tells us who's who and investigates what matters in the stitching world.

Heaven AND EARTH
DESIGNS
EST. 2002

"Looking to find something different for your needle? Come visit us!"

www.heavenandearthdesigns.com

NOW OPEN!

WINDSOR CRAFTS

Our new retail store is now open at
14 Springhill Lane, Penn, Wolverhampton

For all your Patchwork and Quilting fabrics,
Crochet, Embroidery, and Cross Stitch needs.

Open Monday - Saturday 10.00AM - 4.30PM

Check out our website for more details
www.windsorcrafts.co.uk
Or call us on
Tel: 01902 340053

Elite Designs www.elite-designs.co.uk 01536 721231
9 Eider Close, Burton Latimer, Northants, NN15 5TH

Personalised Coat of Arms Cross Stitch

Simply let us know the surname you wish to have and we will research the shield and colours and create the design for you.

7" x 10"
14 hpi

All kits contain: Aida, DMC Threads, Needle, Chart & Instructions

UK P&P £2.50 International Airmail P&P £5.50

Full Kit £25.00
Chart Only £15.00

VISA MasterCard Maestro

www.goldleafneedlework.co.uk

The Home of Cute Cross Stitch!

SAVE 20%
with coupon
code **STITCH20**
(Valid until 30/9/13, not
valid with any other
coupon code)

L34 Well Fed!
Kit £13 Chart £5

L109 Celebrating with Pitt & Pat
Kit £16 Chart £6

For mail order catalogue, please send A5 SAE to
12, Worcester Road, Hull, HU5 5XE or call 01482 571120

THE NIMBLE THIMBLE CROSS STITCH CENTRE & FRAMING WORKSHOP
LLANGEDWYN MILL, LLANGEDWYN, NR OSWESTRY SY10 9LD

My To-do List

Promise Me

Charts £5.95 each inc. postage
These designs can be done on aida or linen
Come and visit our stand at
Alexandra Palace 10th-13th October (A34)

email chris@thenimblethimble.co.uk
or telephone 01691 780088

VISA SWIFT

www.polstitchesdesigns.co.uk

Mystical Mermaid
Chart £11.50
Chart/Fabric £27.00

Stitching Fairy
Chart £11.50
Chart/Fabric £29.85

Magical Butterfly
Chart £11.50
Chart/Fabric £27.00

Heavenly Home Door Stop
Chart £8.99, Kit £27.99

Simply Scissors
By Polstitches
Chart £6.99, Kit £30.99

Bees and Butterflies
By Polstitches
Chart £6.99, Kit £17.99

Stargazer by Mirabilia
On Hurricane Hand Dyed Fabric
Chart £10.99
Chart/Fabric £29.99

Water Lily by Mirabilia
On Dawn Chorus Hand
Dyed Fabric. Chart £9.85
Chart/Fabric £26.00

Tiger Lily by Mirabilia
On Earth Hand Dyed Fabric
Chart £9.85
Chart/Fabric £26.00

Kits prices available for all designs via website or phone inquiry
Please add £3.00 to orders for postage and packing
Make cheques payable to Polstitches Designs

Blaen Bran Farm, Velindre, Llandysul, Carmarthenshire, SA44 5XT
Tel: +44 (0) 1559 370 406

Festive Cuties

FILL YOUR HOME THIS CHRISTMAS
WITH THESE ADORABLE CHARACTERS!

36
XMAS
MOTIFS



Stitch these loveable animals by Joan Elliott –
sure to bring merriment to you and your loved ones

- ✕ 36 quick-and-easy motifs ✕ Joan Elliott's design inspiration ✕ Stitches for every skill level
- ✕ Helpful tips and advice ✕ Unique decoration and gift ideas for the festive season



GINGERBREAD DELIGHT

The cookie jar will never seem more appealing with this border of tasty gingerbread men (7)! Patch them onto a piece of fabric and edge with ribbon of your choice.



WAGGING TAILS

Candy and a cute canine, this motif is brilliant mounted as a card (23). We used this soft green square aperture card (AP10U) from Craft Creations* to mount ours!



ALL WRAPPED UP

This cute panda (14) will add a special touch hanging in a hoop (we used a 8cm [3in] wooden hoop available from your local craft store) with a ribbon bow!



IT'S AHOOT

Add potpourri or herbs to this tree hanging to fill the room with lovely scents (31)! Cut and sew up the sides once stuffed with wadding. Add a ribbon loop to hang.



SNOWY MOGGY

We turned this friendly feline upwards for this fun paperweight to keep design charts from blowing away (26)! Snow globe available from Photobox*.



BAGGED AND TAGGED

Gliding into your heart, this skating teddy makes a great gift tag (6)! Simply patch it onto a shop-bought or homemade tag of your choice and colour.



REST ON ME

A frosty snowman coaster will bring smiles all around (21)! Cut your design to fit, placing it in a square acrylic coaster (66024) like ours, available from Sew and So*.



SEASON'S GREETINGS


Bearing happy greetings to loved ones is easy with this circle aperture card (AP09U) by Craft Creations*! Choose a colour that complements tones in the design (22).

*For stockists, see page 90


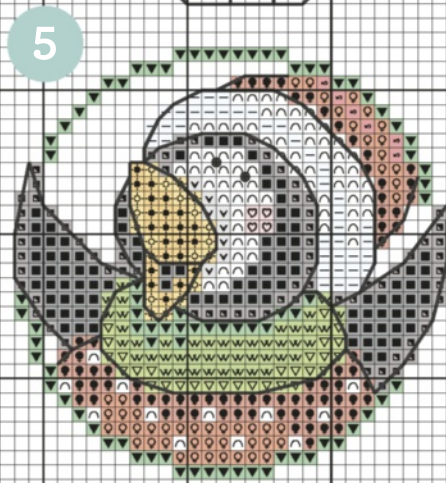
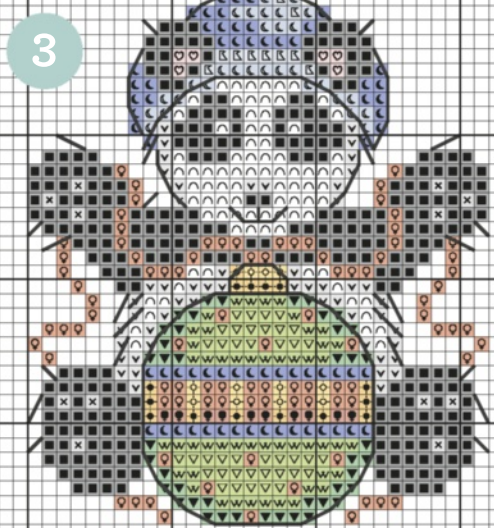

My inspiration


“ I had such fun creating these characterful animals all wrapped up warmly in scarves and hats. I wanted to capture the activity and joy of Christmas, and hope you enjoy making them as much as I did imaging up these delightful scenes. ”

JOAN ELLIOTT, DESIGNER




TOP TIP
French knots are perfect for adding detail such as eyes to stitched designs, as used in these motifs





8



9

Festive Cuties key

✦ Cross stitch in two strands

	DMC	Anchor	Madeira	
∩	blanc	2	2402	white
⦿	167	373	1607	brown
■	310	403	2400	black
■	317	400	1714	dark grey
×	318	399	1801	light grey
●	321	9046	510	dark red
∇	415	398	1802	very light grey
⦿	666	46	210	red
Z	676	891	2208	sand
∇	700	229	1302	dark green
W	702	226	1306	green
∇	703	238	1307	light green
C	729	890	2209	dark sand
●	742	303	114	tangerine
⦿	743	302	113	yellow
☾	798	131	912	dark blue
☾	799	145	910	blue
●	869	375	2105	dark brown
A	963	73	502	light pink
♥	3716	25	503	pink
—	3753	128	909	very light blue
☾	3755	140	1013	light blue
⦿	3801	1098	411	light red
J	3829	901	2210	straw


✦ Backstitch in one strand

—	blanc	2	2402	white
—	310	403	2400	black
—	321	9046	510	dark red
—	700	229	1302	dark green


✦ French knots in two strands

●	310	403	2400	black
●	321	9046	510	dark red
●	700	229	1302	dark green

These designs were stitched using DMC stranded cotton



10




11


12



13




14




TOP TIP
 These motifs are perfect if you're new to cross stitching, as most of them use whole stitches only, which are nice and easy to stitch!


15




16




17




QUICK
AND EASY
DESIGNS TO
MAKE



18



20



19




21



22

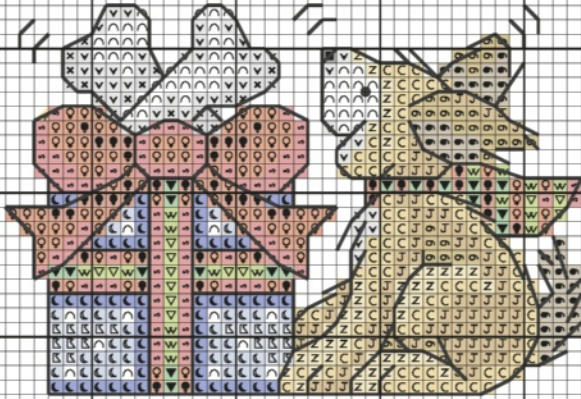


23



24

TRY
STITCHING
ON
COLOURED
AIDA




25



26

27




TOP TIP
Stitch individual characters
from the border motifs 7,
11, 27 and 30 for gift tags
that go with your larger
card designs


28



29




30



Christmas Mice chart (left)

31



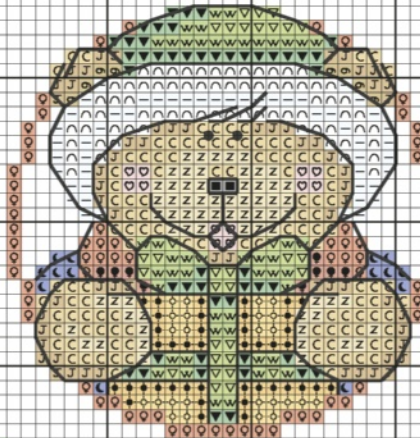
32



34




33



36



35



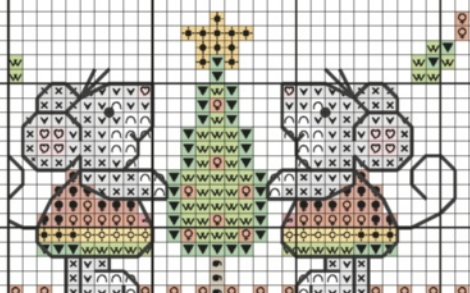
NEXT MONTH: WINTER WONDERLAND!

Rhona Norrie's delightful motifs in issue 209's Design Library are perfect for the festive season! Get to the shops on 10 October to pick up your copy, or subscribe and the issue will be delivered to your door. Find this month's money-saving subscription offer on page 40.

Turn to page 40 to subscribe



Christmas Mice chart (right)



Collect the set

WorldMags.net

Back issues

Complete your collection with back issues and a handy magazine binder



Masterclass guide: Beginner's sewing machine tips. GREAT ADVICE & EXPERT REVIEWS

Issue 207

In last month's issue we gave you the cute Country Companions and so much more besides... including the loveable Boofle, an elegant Art Deco lady, Lesley Teare's glorious Oriental motifs, a glam girly ABC and a set of Halloween cards! Plus two free gifts: **Christmas skiing penguin card by Helz Cuppleditch & a 'Live, Laugh, Love' sampler from Helen Philipps**



Issue 206

Poppy card kit & a Heritage Crafts' elegant lady chart, a Gorjuss exclusive, Asian elephant, beach huts



Issue 203

2 Madeira thread packs & chart book, Margaret Sherry mice, pirate ship, HAED fairy pt 2, water lilies, cat sampler, biscornu fun



Issue 205

Magnetic Thread Sorter + Nelson & Tibs chart, All Our Yesterdays, new baby cards, summer roses, country strawberries



Issue 202

Teatime kit & heart hanger, sweet Somebunny, floral cards, family sampler, bridal bouquet, elephants, HAED fairy, hummingbirds



Issue 204

Madeleine Floyd blue tit kit, Tatty Teddy, fairy godmother, wedding motifs, mice cards, Flower Fairies, sewing room, nautical ABC



Issue 201

Milton stitch kit & Joan Elliott bookmark chart, fab florals, garden ABC, Easter cards and pic, heart cushion, farmyard motifs

Get a handy binder

Keep 13 issues of *The World of Cross Stitching* in perfect condition, and well organised, with our must-have binder! It's yours for just £7.50 (or £6 for subscribers).

To order your binder, complete the coupon at the bottom of the page and send it to the address given



£7.50 inc P&P
SUBSCRIBERS' special price: £6

Order online at www.subscribeonline.co.uk/immediate/backissues, phone or use our form below

Back issue order form – or call 0844 826 7341

Item	Price UK	Subscriber price	Issue no.	Qty	Total
Binder	£7.50	£6			£
Back issues	£6.35	£5.35			£
Grand Total					£

For UK back issues send this coupon (or a copy) to: **The World of Cross Stitching, Back Issues, PO Box 326, SITTINGBOURNE ME9 8FA**

Prices include P&P for the UK. Overseas prices for back issues (including P&P) are: Europe £7.35 (subscribers), £8.35 (non-subscribers) and ROW £8.35 (subscribers), £9.35 (non-subscribers). Prices for binders are: Europe £7.68 (subscribers), £9.60 (non-subscribers); ROW £9.20 (subscribers), £11.50 (non-subscribers). Email: worldofcrossstitching@servicehelpline.co.uk or send to **Overseas Back Issues, The World of Cross Stitching, PO Box 326, SITTINGBOURNE ME9 8FA, UNITED KINGDOM**

TERMS & CONDITIONS

Immediate Media Company Ltd (Publishers of *The World of Cross Stitching*) would love to keep you informed by post or telephone of special offers and promotions from the Immediate Media Company Group. Please tick if you would prefer not to receive these

*Please enter this information so that *The World of Cross Stitching* may keep you informed of newsletters, special offers and other promotions by text message. You may unsubscribe from these at any time.

Immediate Media Company Ltd will occasionally share data, on a secure basis, with other reputable companies who wish to contact you with information about their products and services. Please tick here if you do not wish to receive such information by post phone

METHOD OF PAYMENT

Cheque/postal order (made payable to Immediate Media Company Ltd). Please write your name and address on the back of your cheque.

MasterCard Visa Maestro Delta

Card no.

Maestro issue no. Expiry date /

Signature..... Date.....

Full name.....

Address.....

Postcode..... Daytime tel number*

WorldMags.net



New Website

@ ~ www.goldworkembroidery.com
or ~ www.goldworkkits.co.uk



Home Embroidery Kits Canvas Work Kits Leather Threads Shipping Information Blog Reviews Contact

Goldwork Kits by Carolyn

Tiles-combine Canvaswork & Goldwork materials

for Box Tops, Book Covers or Wall Hagings (single or together)

Stitched Area of Tiles: Approx. 12 x 12cm.

£20.95 each (plus £3.00 p&p).

or

any two Tiles for £39.95 (incl.p&p)




For details of four other kits and our full range of Leather, or to order, telephone 0121 705 3031. Pay by card or cheque to:

"Carolyn Gayton",
9 Ryefield Close,
Solihull, West Midlands, B91 1PP



Bothy Threads...



Love Tree XKA2



Home Sampler XSW4



Love Sampler XSW5



Love Heart XKA1

Samplers from Susan Wheeler and Kim Anderson

Bothy Threads Ltd., Unit 1c, Lakeland Business Park, Cockermouth, CA13 0QT
Tel: 0844 8000221 Email: info@bothythreads.com Web: www.bothythreads.com

...the home of Happy Stitching!

Cross Stitch Holidays

with Jane Greenoff

Our NEW Stichtopia Holidays brochure is out now. Go on exclusive holidays to unique locations with Jane Greenoff of the Cross Stitch Guild and hone your skills with a group of like minded, friendly people.

Destinations include:

- Northern Lights & Hardanger
- Carcassonne
- Colonial Williamsburg, USA

Something for all levels and single travellers are welcomed and looked after.

Download or order a brochure from our website or call us www.arenatravel.com
Call 01473 660800

ARENA
T · R · A · V · E · L
Passionate about your passions



MariesCrossStitch.co.uk

Tel: 01376 777017



Christmas Post Cross Stitch Kit
Code: DMCBK1367 Our Price £21.59



Winter Landscape II Cross Stitch Kit
Code: SC-LS-B477
Our Price £59.06

Free UK delivery on orders over £35



Candy Cane Santa Cross Stitch
Code: D18734 Our Price £47.59



Santa Arrival Stocking Cross Stitch
Code: D18683 Our Price £28.24

Buy now to save 15% on any order from Maries just enter code "WOCS"

DESIGN BY **JENNY BARTON**

All aboard!

Take a trip on Santa's train, filled with presents, cute characters and sparkling with detail



This year Santa has decided to give his reindeer a break and deliver all the presents in this delightful train. With its adorable passengers, including Christmas favourites like Rudolph the red-nosed reindeer, The Nutcracker and a friendly elf, this design is filled with detail thanks to the use of metallic gold thread and beads, which add a magical touch to this festive scene.

Bright colours and clean lines ensure this design pops out of the fabric, making it perfect to frame and give as a present to add some Christmas cheer to a special friend's house. Or, after all your hard work, keep it for yourself as a heirloom year after year.

As the design's worked on 28-count

Factbox

- ✘ **Stitching Time**
Approx. 30 hours
- ✘ **Type of Stitches**
Cross stitch, fractionals, backstitch, beads
- ✘ **Ease of Stitching**
Intermediate/ advanced

Beads
add
detail

evenweave, you may find using a thread conditioner, such as Thread Heaven useful. Available from Sew & So*, it'll help make stitching the gold thread accents easier on this challenging project. You'll definitely be put in the Christmas spirit with this fun and cheerful design. ➤



Meet the designer

Jenny Barton


"I love Christmas time and all the fun characters that come with it. Rudolph the red-nosed reindeer is one of my favourites, so I had to make sure he was included in this merry design."





Metallic thread and bead accents add a magical touch to this oh-so-cute festive design





Santa's Train chart (left)



Mitzi READER PANEL


“ This ‘All aboard!’ Santa’s train looks brilliant. I love the bright, bold colours that have been used to create it. It would brighten up any child’s room. ”

Shopping list

- ✘ Zweigart* 28-count white evenweave measuring 25x43cm (10x17in)
- ✘ Stranded cotton and metallic thread as listed in the key
- ✘ Mill Hill* seed beads as listed in the key
- ✘ Size 26 tapestry needle;
- beading needle
- ✘ Frame of your choice with a minimum aperture of 18x36cm (7x14in)

**Thread & fabric cost
Approximately £28**


*For stockists see page 90



Santa's Train chart (centre)

TOP TIP
 Always add your beads last, when you have finished all your stitches, otherwise your threads will catch around them as you stitch





Santa's Train chart (right)

Santa's Train key

✖ Cross stitch in two strands

	DMC	Anchor	Madeira	
∩	blanc	2	2402	white
☉	318	399	1801	light grey
♥	321	9046	510	dark red
■	436	1045	2011	tan
b	437	362	2012	light tan
♥	498	1006	513	very dark red
↗	553	98	712	mauve
N	666	1098	210	red
I	677	886	2207	light sand
A	754	1012	305	peach
e	760	1022	405	light pink
C	762	234	1804	very light grey
☾	825	162	1011	dark blue
☾	826	146	906	blue
▽	904	258	1413	dark green
○	905	257	1412	green
t	906	256	1410	light green
☉	3072	847	1805	ash grey
s	3706	33	409	pink
■	3799	236	1713	dark grey
⦿	3821	305	2514	sand

✖ Cross stitch in two strands DMC Light Effects

J	E3852			gold
---	-------	--	--	------

✖ Backstitch in one strand

—	904	258	1413	dark green
—	3799	236	1713	dark grey

✖ Backstitch in two strands

—	blanc	2	2402	white
---	-------	---	------	-------

✖ Mill Hill seed beads

●	02019			crystal honey
●	02063			crayon crimson

STITCH COUNT 80 high x 187 wide

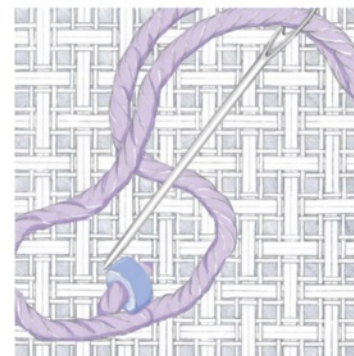
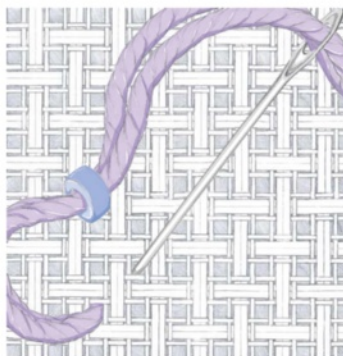
DESIGN AREA 14 HPI (28-count evenweave) – 14.5x34cm (5¾x13¼in)

This design was stitched using DMC stranded cotton, DMC Light Effects and Mill Hill seed beads

How to...

add seed beads

To attach your beads, use a whole cross stitch to keep the beads upright and create a neat finish. Attach the bead in position with the bottom arm of a cross stitch, (as shown, left), and then add the top arm of the stitch, making sure that one strand of thread falls on either side of the bead to help hold it in place (as shown, right).



Siesta

www.siestaframes.com

Vusion2

A table top lamp with a six LED light head on a 10" fully flexible arm with a 3.5" dia. x2 magnifier on a 9.5" flexible arm.

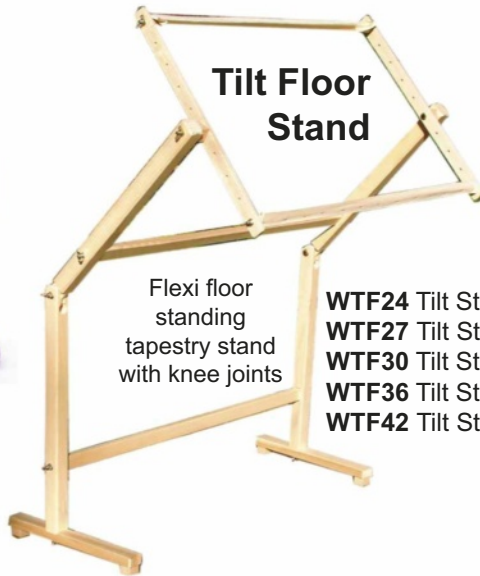
An easy access power switch controls the 3 level light.

Powered via an AC adaptor (included) or 3 AA batteries (not included) Available in three colours (S) Silver, (P) Purple, (G) Green. State colour required. Code **Vusion2 £39.99**



Tilt Floor Stand

Flexi floor standing tapestry stand with knee joints



- WTF24** Tilt Stand 24" **£59.95**
- WTF27** Tilt Stand 27" **£61.95**
- WTF30** Tilt Stand 30" **£63.95**
- WTF36** Tilt Stand 36" **£65.95**
- WTF42** Tilt Stand 42" **£68.95**



Lapman

The frame and stand simply folds into the carry case. Comes with handle and shoulder strap.

12" Lapman (green case) **£45.99**
Code LAPM/1

15" Lapman (burgundy case) **£49.99**
Code LAPM15/1

**P&P
£4.95
on all
orders**

Portable Plus Lamp

With its rotating head, direct the light left or right and up and down. Ultra bright 240V

13W bulb with a handy detachable storage box. Price **£39.99** Code SB9385.



StitchMaster Lap Stand

The frame simply rests on the two arms of the lap stand and holds frames up to 21". Height and angle are adjustable. (Frame as shown not included). Price **£29.99** Code SMLAP



StitchSmart Floor Stand

This stand has an unique swivel system allowing 360° rotation. Height and working angle are adjustable.

Available as complete unit with stand, light, magnifier and chart clamp or the stand on its own.



Complete stand **£149.99** Code D53047 & D24047
Wooden frame as shown NOT included
Stand only **£69.99** Code D53047

Ultimate Floor Lamp Antique Colour

A multi-purpose sewing/craft/reading lamp with magnifier and chart holder. The lamp is height adjustable with a 20W energy saving daylight bulb.

Code D21098 Price **£159.99**



Available from your local stockist or from Siesta at:

Siesta Frames Ltd., Unit D, Longmeadow Ind. Est.,
Three Legged Cross, Wimborne, Dorset BH21 6RD
Tel/Fax 01202 813363, www.siestaframes.com

Other products available at www.coleshillaccessories.co.uk

DESIGN BY **DEBRA PAGE**

Enchanted wood

Enjoy the challenge of this nature-inspired scene with adorable forest friends having fun in a snowy landscape



Two delightful young deer welcome you to their magical woodland world, where snow carpets the tranquil glade – a meeting place for forest creatures young and old. These fawns are chatting with a snuggly bunny as flakes of snow fall softly around them, swirling in the clear waters of the stream. The soft contours of birches and pines frame the friendly animals – with so much enticing detail, how can you wait any longer to get stitching?

This winter scene, stitched on 28-count evenweave, is a great project for intermediate stitchers, as there is plenty of background detail. Careful shading using different colours and fractional stitches also

Factbox

- ✦ **Stitching Time**
Approx. 80 hours
- ✦ **Type of Stitches**
Cross stitch, fractionals, half cross stitch, backstitch
- ✦ **Ease of Stitching**
Intermediate

Great
stitch
variety

give shape and depth to the animals. Practise your backstitch throughout the scene to bring life to the forest, with grass peeking through the snow, and bending branches.


Bring this winter project to life as the season changes outside, then frame it to show off your work. ►



Meet the designer

Debra Page

"These cute creatures are deep in the forest, but I made sure the scene was full of light with soft, white snow and pale foliage. It might be a winter scene, but I hope these cute creatures warm your heart!"




BUILD UP
YOUR
SKILLS

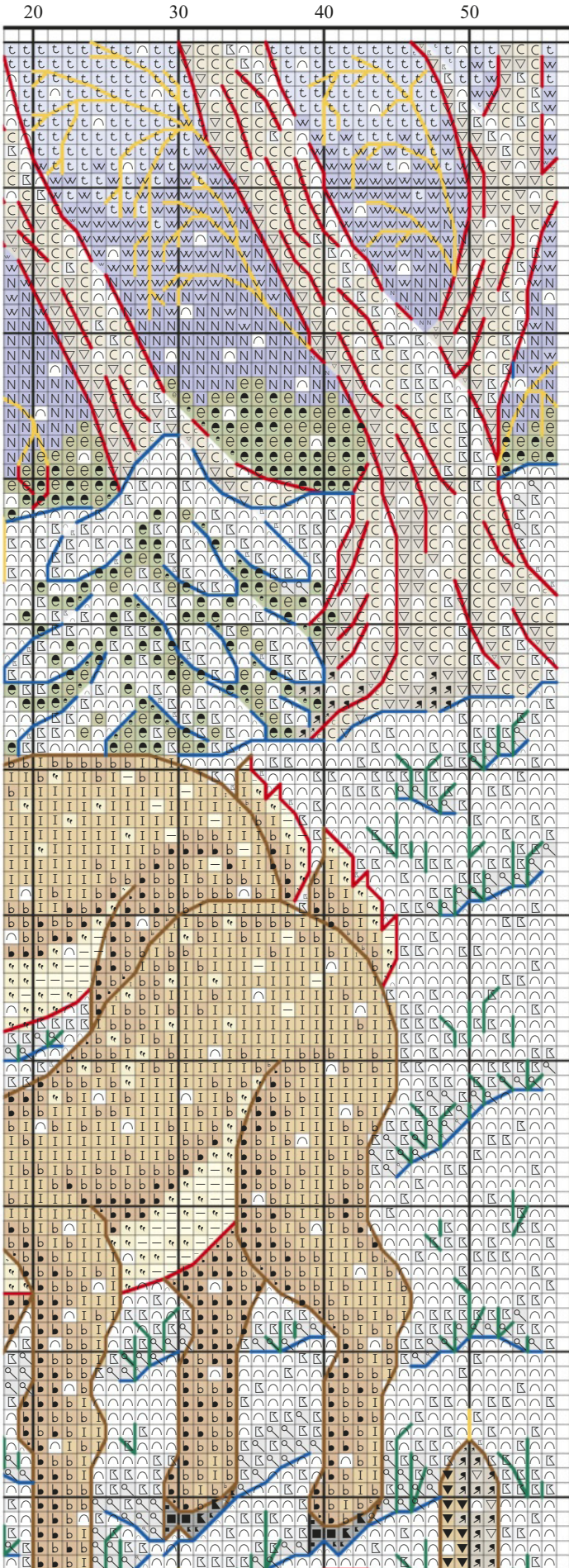


This winter woodland will become a treasured Christmas picture to hang in pride of place every year





Winter Woodland chart (top left)



Winter Woodland chart (top right)

Winter Woodland key

✦ Cross stitch in two strands

	DMC	Anchor	Madeira	
∩	B5200	1	2401	white
■	310	403	2400	black
⦿	318	399	1801	grey
⦿	415	398	1802	light grey
b	434	310	2009	dark tan
b	435	1046	2010	tan
I	436	1045	2011	light tan
☾	518	1039	1106	turquoise
☾	519	1038	1105	light turquoise
▼	610	889	2106	dark brown
↗	611	898	2107	brown
▽	612	832	2108	light brown
C	613	831	2109	beige
“	677	886	2207	sand
—	746	275	2511	cream
A	758	9575	2313	peach
⊞	762	234	1804	very light grey
⊙	977	1002	2302	ginger
e	3345	268	1406	dark green
e	3346	267	1407	green
J	3779	868	2605	dark peach
K	3799	236	1713	dark grey
o	3826	1048	2306	dark ginger

✦ Half cross stitch in two strands

N	3838	176	2702	dark blue
w	3839	175	902	blue
t	3840	130	907	light blue

✦ Backstitch in one strand

—	310	403	2400	black
—	611	898	2107	brown
—	3031	360	2003	chocolate brown
—	3032	903	2002	stone grey

✦ Backstitch in two strands

—	611	898	2107	dark brown
—	934	862	1506	very dark green

STITCH COUNT 140 high x 112 wide

DESIGN AREA 14 HPI (28-count evenweave) – 25.5x20.5cm (10x8in)

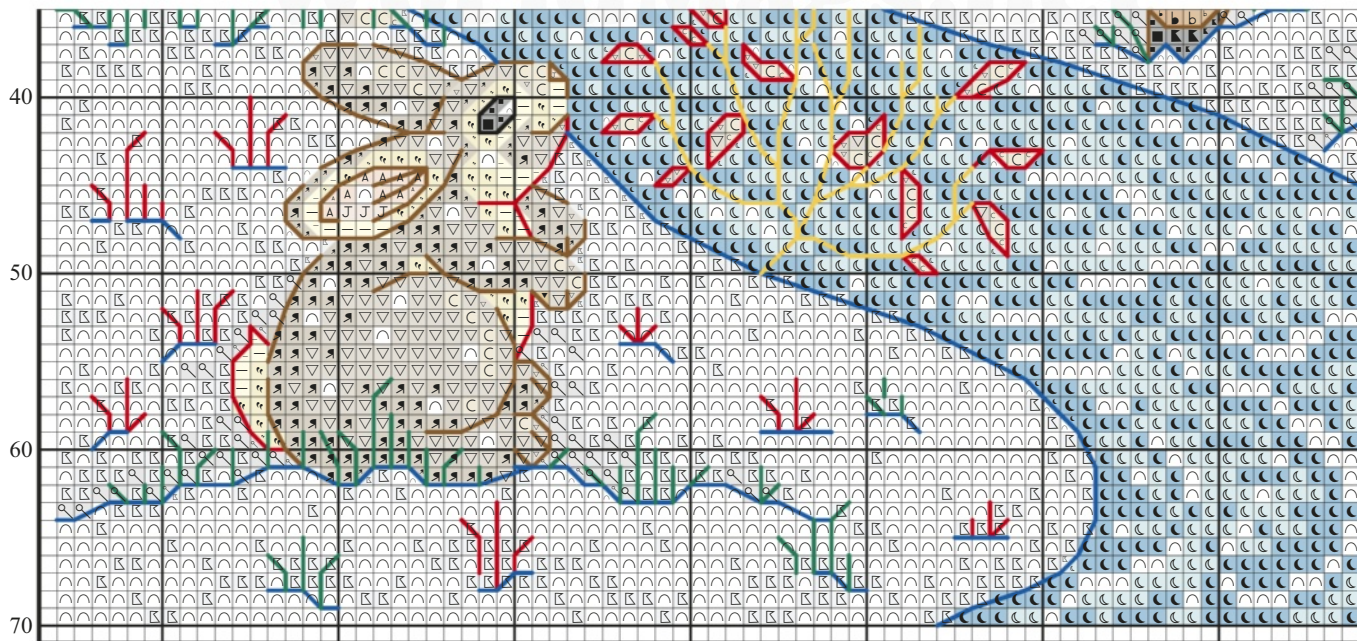
SKEINS NEEDED 3x B5200(white); 2x 762(very light grey)

This design was stitched using DMC stranded cotton



Lynn READER PANEL

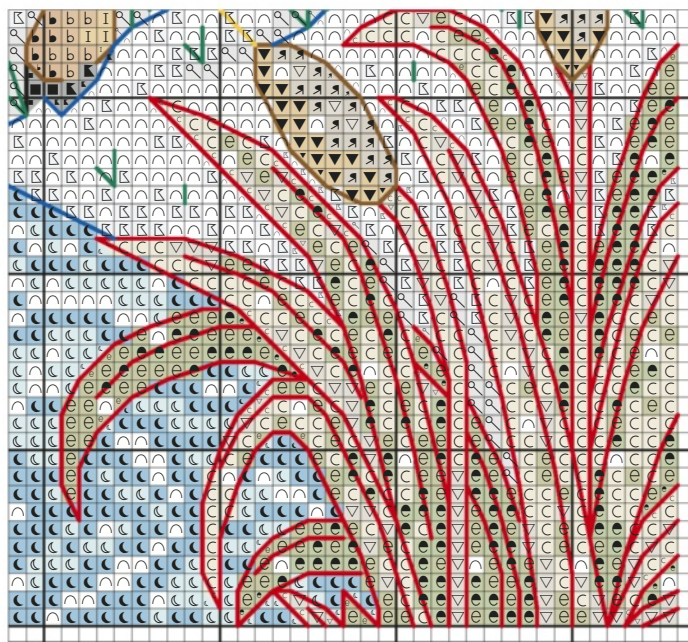
“ I love anything with animals, especially woodland animals. I’d do this and place it in a rustic frame for my home. It would look good hanging up my stairs. ”



Winter Woodland chart (bottom left)



TOP TIP
 Wherever possible, always work a design that contains fractional stitches on evenweave fabric. This will enable you to stitch the fractionals much more easily



Winter Woodland chart (bottom right)

Shopping list

- ✘ Zweigart* 28-count white evenweave measuring 36x30cm (14x12in)
- ✘ Stranded cotton as listed in the key
- ✘ Size 26 tapestry needle
- ✘ Frame of your choice with a minimum aperture of 25.5x20.5cm (10x8in). Ours is a 3cm-wide white wood frame with mount

Thread & fabric cost
Approximately £35

*For stockists see page 90

“I was a huge fan of *Bambi* when I was young, and have loved deer ever since. This will definitely go on my list of projects to stitch, as I think this winter woodland scene is so gorgeous and really transports you to the forest.”

SUE, ART EDITOR



JOIN **World** Cross-stitching.com

The non stop stitching site
TODAY!

✦ Download free charts
 ✦ Meet like-minded crafters
 ✦ Enter amazing competitions
 ✦ Watch video tutorials and much, much more!

Celtic Rose Needlecraft
Quality Cross Stitch Designer and Retailer

www.celticroseneedlecraft.com

Visit our website for **FREE** chart downloads, charts by post, email or instant download, fabric, kits, accessories & more

Zweigart™ 14ct GLITTER Aida 'Christmas Colours'



1 x White & Silver, 1 x White & Opalescent, 1 x Cream & Gold
10"x10" (25x25cms) per piece
(19"x21" - 48x54cms piece of any colour £8 each)

14ct NOVELTY Aida Sample Pack

1 x 10" (25cm) piece of each pattern
- Snowflakes, Hearts, Music Notes and Pawprints (more sizes are available)



£9.99 per pack

Great for cards, wedding or baby samplers, Christmas & more

Pictures ©'Fabric Flair' Sew-It-All Ltd

Zweigart™ Aida, Evenweave, Linen, Afghan, Waste Canvas, Hand-Dyed Fabrics, Aida Band & more...
Stands/Frames Needles, Scissors, Discount Threads, Bobbins, Organiser Cards, Shade Cards & more...
Classical, Fantasy, Landscapes, Transport, Ladies, Flowers, History, Nature, Animals & more...

Glitter Snowflake Sparkle Aida

Beautiful sparkly 'Snowflake' fabric.
Available in 14ct or 16ct aida
19"x21" (48x54cms) £10
21"x39" (55x100cms) £15



A Very Merry Christmas Tree
(7½"x8½") Chart £6

14ct plain aida
Kit £21.99

16ct plain aida
Kit £19.99

14ct Sparkling White & Silver Aida
Kit £24.99

28ct plain Evenweave
Kit £23.99

FREE Christmas 2013 Brochure



Celtic Rose Needlecraft Ltd.,

Unit 16 Station Lane Ind. Estate, Old Whittington, Chesterfield, Derbyshire, S41 9QX, United Kingdom.
Phone: 01246 620107 OR 07811 639797 (9am-8pm 7 days)

Txt, call or write for **FREE GENERAL and ACCESSORIES BROCHURE** (including overseas)

FREE p&p on ALL orders to the UK when you quote **WORLD**

We also post **WORLDWIDE** by mail order or online (worldwide p&p approx. \$7 per order either online or mail order - please call or write with your Visa or Mastercard details or visit us online)

TREATING PROSTATE CANCER QUESTIONS & ANSWERS

For a **FREE** copy of this booklet please contact us at the address below.


This booklet has two aims:

- to help you become better informed about prostate cancer and its treatment.
- to guide you in the decisions you will make about your care with your doctor.

It cannot replace talking to your GP or hospital doctor.

If you can help us by raising funds for our research or to make a donation please contact us at the address below.

Your support is vital!



Prostate Cancer Research Centre • 67 Riding House Street • London • W1W 7EJ

Tel: 020 7679 9366 • email info@prostate-cancer-research.org.uk • www.prostate-cancer-research.org.uk

DESIGNS BY **DURENE JONES**

Season's tweetings

Wing your festive wishes to family and friends with colourful cards of chirpy birdies

Bring a smile to people's faces at Christmas time by stitching these festive feathered friends to mount in cards. Durene Jones' cheery little birds come with brightly-coloured plumage, fancy tail feathers and cute little bobble hats. They're having lots of fun delivering their Christmas parcels, so why don't you?

This set is perfect for beginners or even if you've a little more experience but want a fast finish, as the designs are mostly made up of whole stitches. A little backstitch and a French knot or two complete the final details of these Christmas cuties. Each will only take about two evenings to stitch, depending on how quickly you work.

Red and green shades make these

Factbox

- ✦ **Stitching Time**
Approx. 6-8 hours each
- ✦ **Type of Stitches**
Cross stitch, backstitch, French knots
- ✦ **Ease of Stitching**
Beginner

Only a few French knots

ideal traditional Christmas cards, but hints of pink, purple and turquoise add a contemporary appeal, too. Choose card mounts to complement the bright birdies, or use the same colour mount for a striking set. Go on, bring some cheer to the world with these cute feathered friends. ➤



Meet the designer

Durene Jones

"It was a real pleasure to design these jolly festive birds – I made them as cute as could be, with brightly-coloured breasts and a twirl of cheeky tail feathers. I hope that they bring you some Christmas cheer this year!"

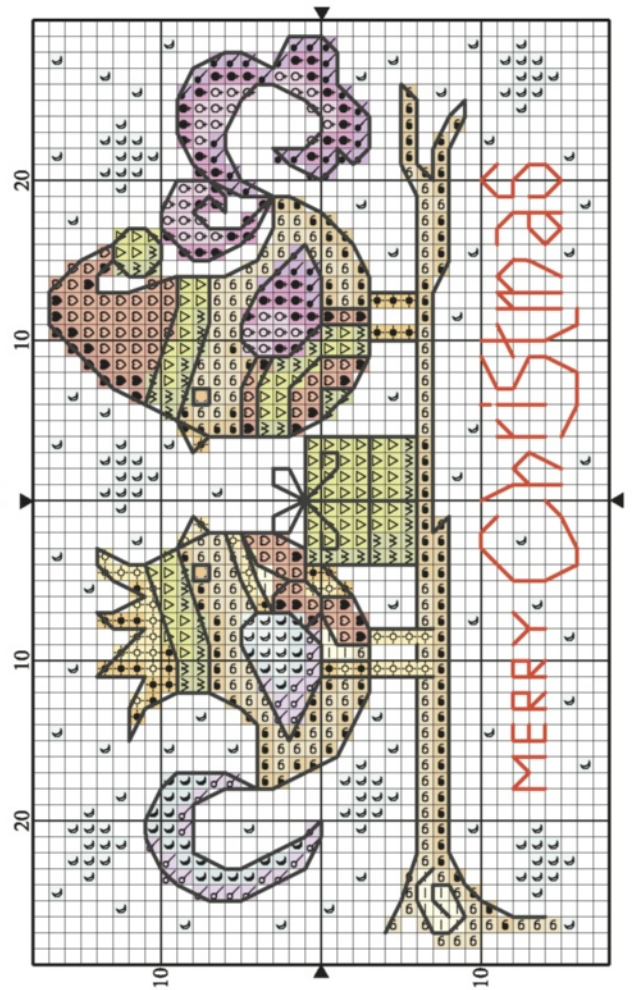

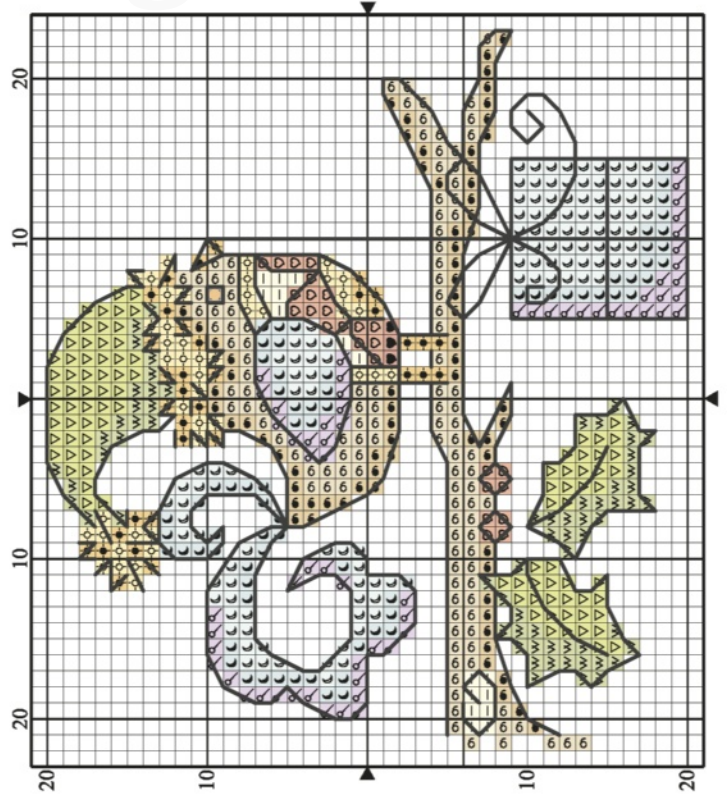



EASY
CARDS
EVERYONE
WILL
LOVE



Send your friends and family the warmest seasonal greetings by stitching these little birdies in their colourful plumage





Christmas Cards key

✦ Cross stitch in two strands

DMC	Anchor	Madeira	
208	99	804	dark lilac
209	98	803	lilac
310	403	2400	black
321	9046	510	dark red
350	11	213	red
436	1045	2011	tan
726	295	109	yellow
738	367	2013	light tan
A	739	366	very light tan
—	746	275	cream
⊂	747	158	light turquoise
W	906	256	green
▽	907	255	light green
●	972	298	dark yellow
●	3607	87	pink
♀	3608	86	light pink
☾	3761	928	turquoise

✦ Backstitch in one strand

—	310	403	2400	black
—	321	9046	510	dark red

✦ French knots in two strands

●	746	275	2511	cream
---	-----	-----	------	-------

MAXIMUM STITCH COUNT 47 high x 57 wide
DESIGN AREA 14 HPI (28-count evenweave) – 8.5x10.5cm (3¼x4in)

These designs were stitched using DMC stranded cotton



Kerry Reader Panel

“I’ve been eagerly awaiting the Christmas card charts all year so I can start stitching my family’s cards for the big day! It’s a small way for me to show them my appreciation for the past year!”

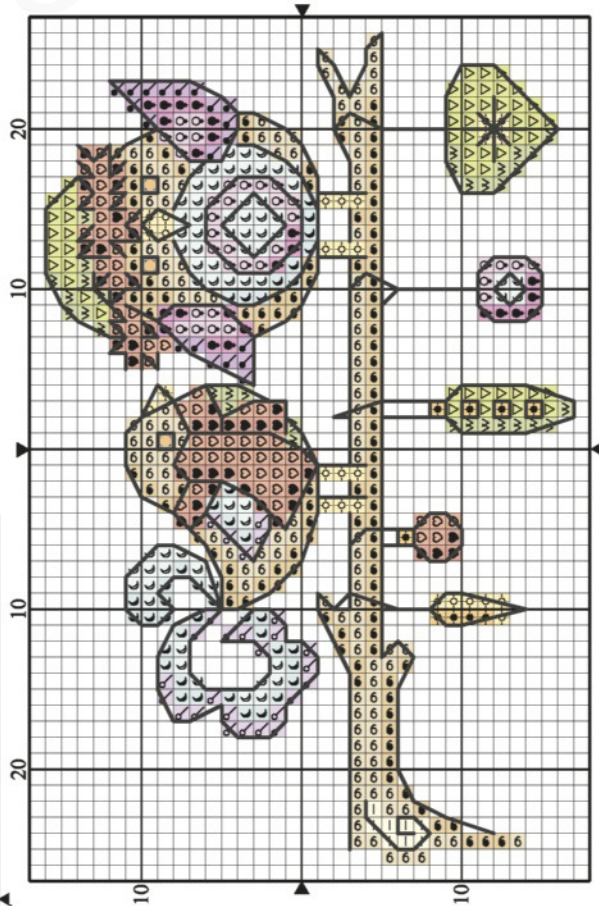
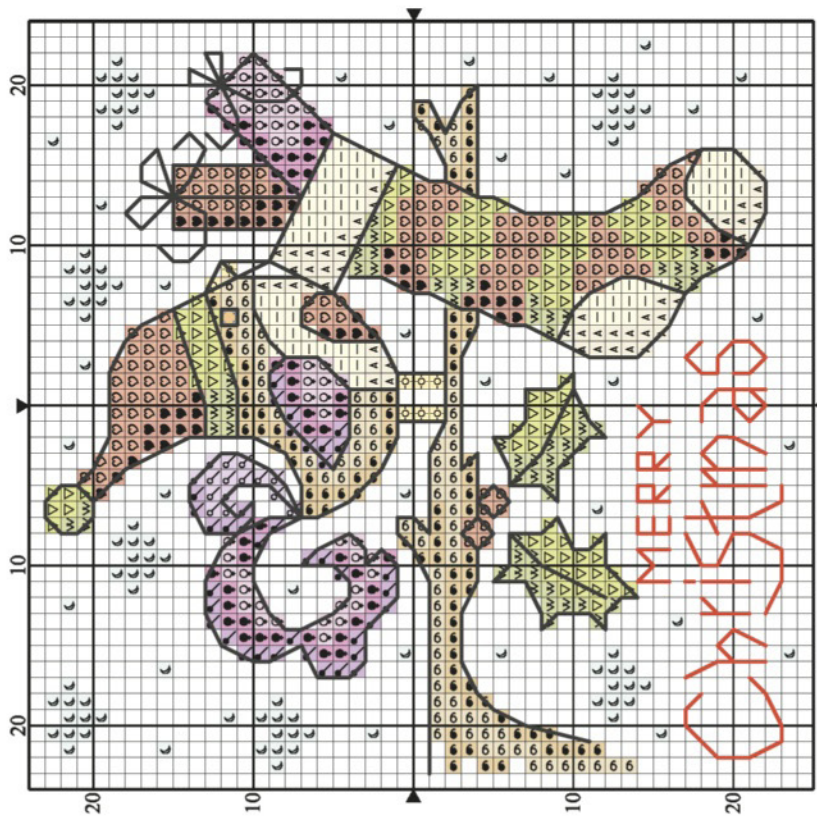
Shopping list

- ✦ Zweigart* 14-count white aida measuring 15x15cm (6x6in) for each design
- ✦ Stranded cotton as listed in the key
- ✦ Size 24 tapestry needle
- ✦ Craft Creations* oblong aperture (AP08U) and square aperture (AP53U) cards in purple and bright green

Thread & fabric cost

Approximately £20 for the set

*For stockists see page 90



TOP TIP

Using French knots will really make these birdies come to life. See our 'How To' video tutorial at www.cross-stitching.com for tips on working them!

Online news

Find us online

-  www.cross-stitching.com
-  www.facebook.com/theWorldofCrossStitching
-  www.twitter.com/woxscrossstitch
-  www.pinterest.com/worldofxs
-  www.youtube.com/crossstitchtv

Explore a world of cross stitching without leaving the house – we've found the websites, communities and charts you'll love!

Join us on Facebook

Chat 24/7 on our Facebook page – here's what you've missed!



OUR FAVOURITE POST

Siobhan Spurle made pretty quick work of our cover design. "Just finished the Gorjuss design from issue 206 of WOXS. It took me 18 hours over three days, start to finish, very enjoyable."



30 people like this

YOU LIKE

Linda Wright "I've been quite busy over the past few months and wanted to share a 'picture' I stitched for my parents, who recently celebrated their 65th wedding anniversary. Back to some smaller stitching for a while!"



30 people like this

Blogger of the month



STEPHIE'S STITCHING

Stephie, a married mother of three from Porth, Wales, loves cross stitching as much as she does extreme weather. On her blog, Stephe's Stitching, she keeps you regularly updated on projects she is busy with. Currently that's a project from Heaven and Earth Designs. Also see what's happening in her life, check out her growing Polstitches fabric collection and enjoy other bits of info that make it feel like you're having a chat with a friend.

MORE [Click to visit Stephe at stephiesstitching.blogspot.co.uk](http://www.stephiesstitching.blogspot.co.uk)

And the winner is...

We asked on our site: What would you like to learn more about?

USING DIFFERENT DECORATIVE STITCHES



USING METALLIC THREADS



STITCHING MORE NEATLY



FRAMING TIPS



BLACKWORK

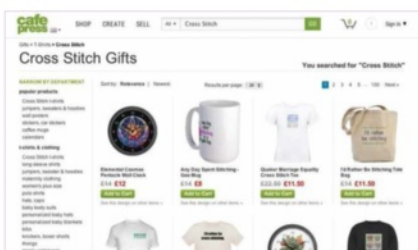


We were curious to find out what stitching technique you would like to learn or find out more about. Think about it while you're working on the robin in this issue.

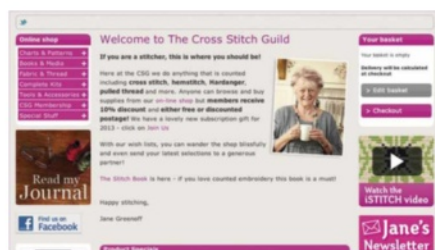


Websites you'll love

Next time you log on, check out these stichy sites – our favourites this month



Looking for gifts for cross stitching friends, or want to treat yourself? Then this site is for you, www.cafepress.co.uk. From sweatshirts to mugs and mouse pads with fun sayings like "Any day stitching is a good day", your Christmas shopping will be sorted.



As the homepage states, "If you're a stitcher, this is where you should be!" With an online shop, news about events and classes, and info for beginner stitchers, plus Jane Greenoff's journal, be sure you don't neglect your WIPs too long while spending time on www.thecrossstitchguild.com.



With quirky and colourful designs that will delight children, plus designs and charts rated 'Easy Peasy' for beginners to 'Weekenders' for a quick project that won't take you forever, visit www.fatcatcross-stitch.co.uk to get stitching straight away.

TRY
SOMETHING
NEW WITH
THE WORLD OF
Cross
Stitching



Shopping list

- ✦ Zweigart* 14-count white aida measuring 15x13cm (6x5in) for each design
- ✦ Stranded cotton as listed in the key
- ✦ Kreinik #8 braid* as listed in the key
- ✦ Size 24 tapestry needle
- ✦ Fabric of choice to make placemats. Ours is plain and spotted fabric (156100/156400) from The Craft Department*



Thread & fabric cost
Approximately £25

*For stockists see page 90

DESIGNS BY **URSULA MICHAEL**

Dinner is served

Lay your Christmas table with these lovely angel placemats with handy cutlery pockets, so no one will go spoonless



Angel Placemats key

✦ Cross stitch in two strands

	DMC	Anchor	Madeira	
∩	blanc	2	2402	white
■	321	9046	510	red
■	351	10	214	dark coral
♥	352	9	303	coral
A	353	6	2313	light coral
N	436	1045	2011	tan
◆	702	226	1306	dark green
▽	704	255	1308	green
⊙	726	295	109	yellow
—	727	293	112	light yellow
○	738	367	2013	light tan
■	3031	360	2003	brown
Z	3822	305	2510	gold
■	3852	306	2514	dark gold

✦ Backstitch in one strand

—	3031	360	2003	brown
---	------	-----	------	-------

✦ Backstitch in one strand Kreinik #8 braid

—	45			confetti gold
—	684			aquamarine

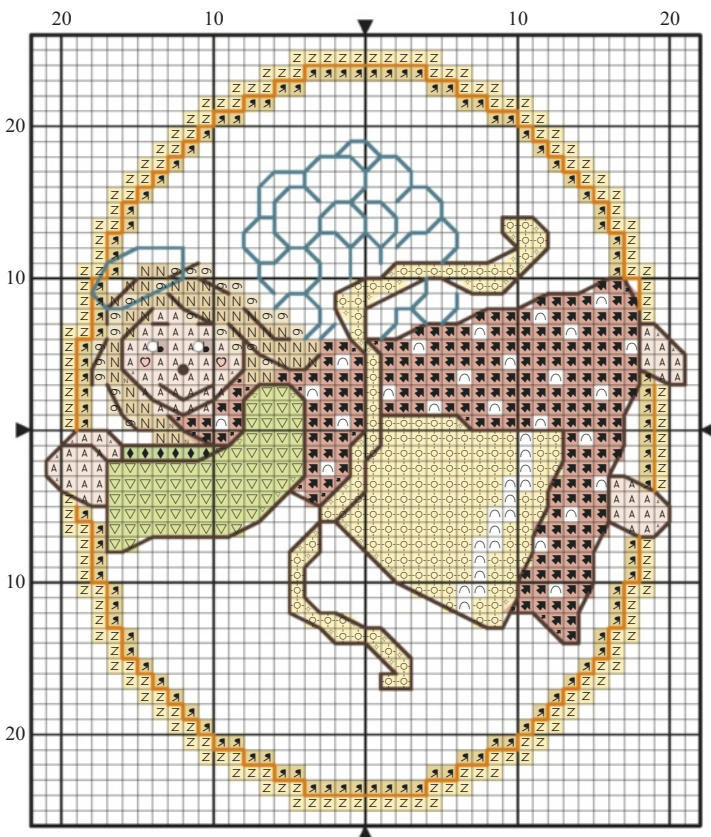

✦ French knots in one strand



○	blanc	2	2402	white
●	3031	360	2003	brown

MAXIMUM STITCH COUNT 51 high x 42 wide

DESIGN AREA 14 HPI (28-count evenweave) – 9.5x7.5cm (3½x3in)

These designs were stitched using DMC stranded cotton and Kreinik #8 braid





Metallics add fab sparkle!

Factbox

- ✦ **Stitching Time**
Approx. 5 hours each
- ✦ **Type of Stitches**
Cross stitch, fractionals, backstitch, French knots
- ✦ **Ease of Stitching**
Intermediate

How to...

make placemats

YOU'LL NEED

✦ Crafting-weight cotton, preferably a machine-washable fabric cut into six 30x38cm (12x15in) rectangles for the placemats, and six 16x14cm (6x5½in) rectangles for the pockets.

FOR THE POCKETS

1. Patch your cross stitch designs on to the centre of the pocket rectangles. Do this by trimming your finished stitching carefully to size, fraying a fringe of one aida block and sewing onto the pockets pieces. Now fold over all edges by 1cm (½in), pin, press and sew either by hand or machine.

2. Place the stitched pocket on the front side right-hand, bottom corner of the placemat rectangle, 3cm (1in) from the raw edges, and pin in place.
3. Attach the pocket to the placemat by sewing around three sides, leaving the top open.

FOR THE PLACEMAT

Attach bias binding around the raw edges for a decorative look like ours. If you prefer to hem for a fast finish, make sure you cut the fabric for each mat an extra 1cm (½in) all the way around. To hem, simply fold over and press a 1cm (½in) allowance and machine or hand sew.

THE JENSEN DAYLIGHT LED 4 IN ONE
MAGNIFYING /READING LAMP
SPECIAL AUTUMN
READER OFFER

**OUR BEST EVER SELLING
CRAFT LAMP**

4.8 WATT EQUIV 40 WATT

48 DAYLIGHT
LEDS IN HEAD

CLIP-ON LAMP

TALL READING LAMP

DAYLIGHT COLOURS 6500K

VIRTUALLY NO HEAT

130MM ASPHERIC LENS

HEIGHT ADJUSTABLE
STAND

TABLE LAMP

LONG PATTERN HOLDER ARM

**SAVE A MASSIVE
£53.00**

*Eco
Lights*

BATTERY/MAINS

JENSEN 4 IN ONE LAMP
+ BONUS BATTERY OPERATED
12 LED CLIP ON LAMP WORTH £25.00
FREE P+P

ALL AT £69.95

USUAL PRICE FOR THIS LAMP
IS £89.95 + P+P £8.00
+THE 12 LED LAMP £25 TOTAL £122.95
SAVE £53.00

**TO ORDER CALL 01502 587598 QUOTE WOC JENSEN
FOR IMMEDIATE DESPATCH.**

BONUS 12 LED
PORTABLE CLIP-ON STANDING
MAGNIFYING LAMP
FIRST 500 CUSTOMERS ONLY

Fiona's sweet treats



A selection of cupcake goodies for you to stitch and enjoy

Growing up, the sweet smell of gingerbread baking in the oven always signalled the start of the Christmas season in our house.

With the warmth of the ginger and the sweetness of the sugar, gingerbread men taste as good as they look. Plus you get to decorate them in tasty icing and sweets!

So when I saw Durene Jones' delightful gingerbread men cupcake design, I immediately felt the Christmas spirit flooding in. And who wouldn't feel the joy? This chart – packed with sugar and spice and all things nice – will make a delicious card for someone special in your life. You could even stitch it while baking a batch of your own.



Bright and basic stitches

Factbox

- ✦ **Stitching Time**
Approx. 8 hours
- ✦ **Type of Stitches**
Cross stitch, backstitch
- ✦ **Ease of Stitching**
Beginner



Meet the designer

Durene Jones

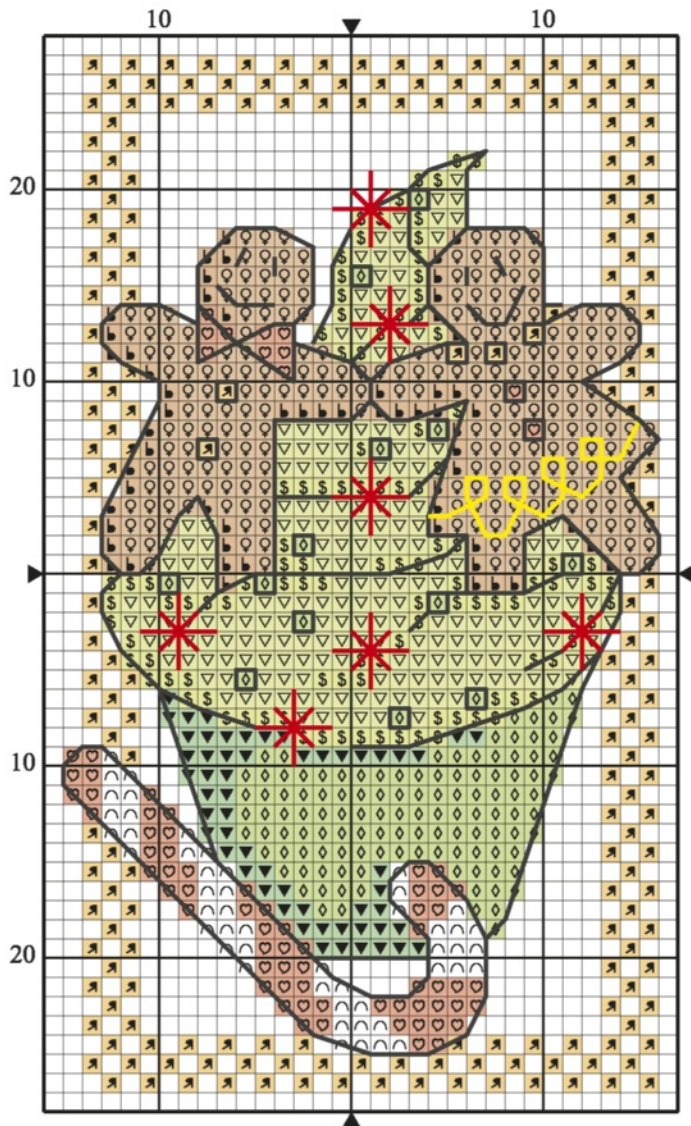
Thanks to her love for lively colours and a fun, quirky design style, every issue Durene comes up with a sumptuous zero-calorie cupcake for us – enjoy some delicious stitching.

Shopping list

- ✦ Zweigart* 14-count white aida measuring 20x15cm (8x6in)
- ✦ Stranded cotton as listed in the key
- ✦ Size 24 tapestry needle
- ✦ Craft Creations* oblong aperture card (AP08U), in bright green

Thread & fabric cost
Approximately £10

*For stockists see page 90



Gingerbread cupcake key

✦ Cross stitch in two strands

	DMC	Anchor	Madeira	
∩	B5200	1	2401	white
♥	349	1098	212	red
▼	701	227	1305	dark green
◇	703	238	1307	green
♠	742	303	114	tangerine
§	907	255	1308	light green
♀	976	1001	2010	ginger
▽	3819	279	1610	lime green
♣	3826	1048	2306	dark ginger

✦ Backstitch in one strand

—	349	1098	212	red
—	742	303	114	tangerine
—	3799	236	1713	grey

STITCH COUNT 54 high x 31 wide

DESIGN AREA 14 HPI (28-count evenweave) – 10x5.5cm (3¾x2¼in)

This design was stitched using DMC stranded cotton



More lovely cupcake ideas...


Treats on the tree

This ornament set from Janlynn features six festive-themed cupcakes to hang on the tree. The kit, 'Christmas Cupcake Ornaments', £21.25 from Stitcher*, has 14-count aida, stranded cottons, needle, chart and instructions.



Eat your heart out

'Christmas Calories' is a pretty sampler by Sue Hillis Designs from Arts and Designs*. The design is stitched in Sullivan's thread, but you can find conversion charts easily online for DMC equivalents. You get the chart and instructions, and it has a finished size of 23x15cm (9x6in), priced £5.86.



Baked delights

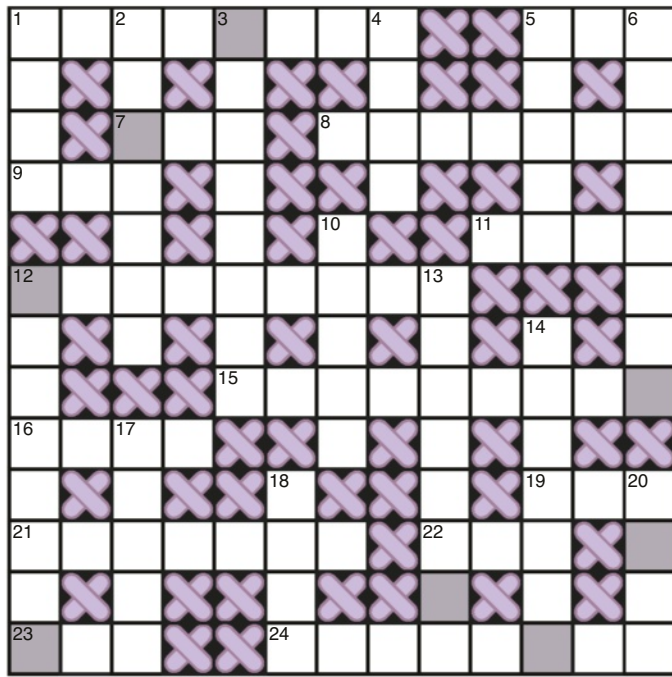
This 'Christmas Cupcakes' kit is fab, with beads and sequins for sparkle. It contains 14-count white aida, stranded cottons, beads, sequins, chart, needle and instructions. Finishing at 25x24cm (10x9½in), this Bothy Threads kit is £21.99 from Quality Needlecraft*.



Enter by text, postcard or online for the chance to be lucky in our amazing giveaways

Enter to win!

With our crossword and freebies there are loads of prizes up for grabs



ACROSS

- 1 Waterproof overshoes (8)
- 5 Beer cask (3)
- 7 High mountain pasture (3)
- 8 Fete ticket draw from a revolving drum (7)
- 9 Pea case (3)
- 11 Slide sideways on an icy road (4)
- 12 Self-assured (9)
- 15 Sew decoratively (8)
- 16 Simple (4)
- 19 Floor-washing implement (3)
- 21 Entrance to a room (7)
- 22 Type of poem (3)
- 23 Male sheep (3)
- 24 Base that supports a statue (8)

DOWN

- 1 Swallow rapidly (4)
- 2 Foremost, chief (7)
- 3 Blue gemstone (8)
- 4 Black deposit found in a chimney (4)
- 5 Ticket booth (5)
- 6 Magnificence, splendour (8)
- 10 Annual horse race at Epsom (5)
- 12 Large Advent card with numbered windows (8)
- 13 Brass instrument (8)
- 14 Leftover cloth, remnant (7)
- 17 Episode of bad weather (5)
- 18 Portable light (4)
- 20 Drag along (4)

TO ENTER Use the letters in the shaded squares to spell out the name of a Christmas baking ingredient (8)

WIN! Furry Tales Prize

Christmas pud mouse key

✕ Cross stitch in two strands

	DMC	Anchor	Madeira	
∩	blanc	2	2402	white
♥	349	1098	212	red
☞	351	10	214	coral
♣	436	1045	2011	dark tan
⊖	437	362	2012	tan
♦	562	210	1205	green
N	739	366	2014	light tan
w	754	1012	305	dark peach
♣	844	1041	1809	grey
⋈	948	892	306	peach
J	3841	9159	1001	blue

✕ Backstitch in one strand

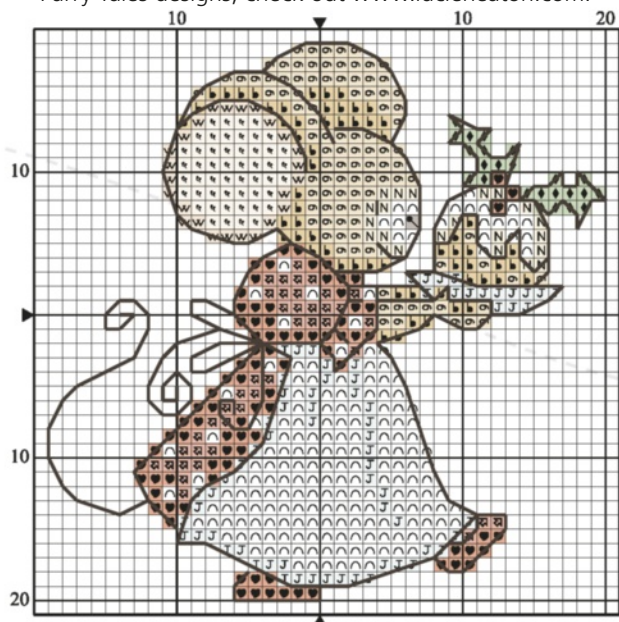
—	844	1041	1809	grey
---	-----	------	------	------

STITCH COUNT 39 high x 39 wide

DESIGN AREA 14 HPI (28-count evenweave) – 7x7cm (2¾x2¾in)

This design was stitched using DMC stranded cotton

Each month one crossword winner gets an original print of Monty Mouse plus a limited-edition Titch Mouse chart, both by Lucie Heaton. To find more adorable Furry Tales designs, check out www.lucieheaton.com.



PRIZES WORTH £257

Home for Christmas

Seven lucky readers will win 'Christmas Cottage' kits by John Clayton from Heritage Crafts*, valued at £36.75 each! This pretty cottage is all lit up and ready to welcome loved ones for Christmas. Available as a full kit, the prize includes pre-sorted DMC stranded cottons, 14-count aida (though the design is also available with 27-count evenweave), needle, chart and instructions. Finished design size is 31x22cm (12¼x8¾in).



TO ENTER To enter by text message use keyword 'COTTAGE' or to enter by post, label your entry 'Christmas Cottage kits giveaway (WOXS208)'.

PRIZES WORTH £288

Welcome Home

This pretty 'Home Sweet Home' sampler kit, designed by Ruth Caig for StitchKits*, combines the classic sentiment with this fresh contemporary design. The kit includes 14-count Zweigart aida, DMC threads, two size 24 tapestry needles and has a finished size of 16x18cm (6x7in). We've got four each of the red, green and blue kits to give away, priced £24.00 each.



TO ENTER To enter by text message use keyword 'HOME' or to enter by post, label your entry 'Home Sweet Home kits giveaway (WOXS208)'.

PRIZES WORTH £255

LITTLE JOYS

Get your Christmas card stitching well underway with these cute designs from Mouseloft*, priced £2.24 each. The designs fit within a 64mm diameter circle – great for cards or mini frames. Each kit contains 14-count Zweigart aida fabric, DMC threads, needle and full, easy to follow instructions. We've got 19 packs, each containing six Christmas design kits, to give away.

TO ENTER To enter by text message use keyword 'XMAS' or to enter by post, label your entry 'Xmas kits giveaway (WOXS208)'.



PRIZES WORTH £252

Hoops of Fun

Tired of holding your stitching hoop or frame in your hand when working? Have you tried a lap hoop? Leaving both hands free for relaxed stitching, it's a fab addition to your stash! This beechwood lap embroidery hoop, diameter 21.5cm (8½in), from Readicut Crafts* looks sleek and elegant, and we've got eight to give away. Priced £31.50, it's the perfect combination of classic style and functionality that'll ensure your stitching sessions are stress-free and enjoyable.

TO ENTER To enter by text message use keyword 'HOOP' or to enter by post, label your entry 'Beechwood lap embroidery hoop giveaway (WOXS208)'.



HOW TO ENTER

CROSSWORD

By text: Text FURRY208 followed by the mystery word, your name and postal address to 87474 eg. FURRY208 Mystery, Name, 123 Any Rd, Anytown AB1 C23. Texts will be charged at 50p plus your standard network tariff rate.
By post: Write your name, address and the mystery word on the back of a postcard or stuck-down envelope and send it to: Crossword WOXS208 Immediate Media Co, 9th Floor, Tower House, Fairfax Street, Bristol BS1 3BN.
Terms & conditions as far right except for: closing date for entries is 11 October 2013. One winning entry will be chosen at random from all eligible entries.

GIVEAWAYS

By text: Text the giveaway's keyword (see above) followed by your name, email and postal addresses to

87474 eg. KEYWORD Name email@email.co.uk 123 Any Rd, Anytown AB1 C23. Texts will be charged at 50p plus standard network tariff rate.

*To enter all four giveaways with one text charged at £1.50 (plus your standard network tariff rate), use keyword 'ALL208' followed by the details stated above.

Online: Enter on our website at www.cross-stitching.com
By post: Write your name and address on the back of a postcard or stuck-down envelope and send it to: *The World of Cross Stitching*, Immediate Media Co, 9th Floor, Tower House, Fairfax Street, Bristol BS1 3BN. Closing date for all entries: 11 October 2013. Call ☎ 0117 314 8755 if you have a query. Full terms & conditions below.

TERMS & CONDITIONS: Promoter: Immediate Media Company Ltd. Promotion excludes promoter employees, contractors & anyone connected with the promotion or their

direct family members. Closing date for entries is 11 October 2013. By entering, you agree to be bound by all the rules of the promotion. Only one entry per person, per giveaway. Open to UK residents only. No responsibility accepted for lost, delayed, ineligible or fraudulent entries. Winning entries will be chosen at random from all eligible entries. Winners will be notified within 28 days of closing date. The draw is final & no correspondence will be entered into. For winners' details send an SAE within two months of closing date. If a winner is unable to be contacted within one month, the Promoter may redraw. Promoter reserves the right to substitute the prize with one of the same or greater value but there is no cash alternative. By entering you agree to receive details of offers & promotions from Immediate Media Company Ltd & related third parties. If you do not want to receive this information, add the words 'NO INFO' at the end of your text or write 'NO INFO' on your postcard.

TEXT ALL208 TO 87474 TO ENTER ALL FOUR GIVEAWAYS FOR £1.50!*

DESIGN BY **SUSAN BATES**

Gorgeous garland

Stitch this festive wreath to welcome family and friends into your home this Christmas

Scented with flowers and fruit, and decorated with bows, baubles and holly, this festive wreath from designer Susan Bates is Christmas all wrapped up.

With its large colour palette and plenty of tonal changes to add shading in the greenery, fruit and flowers, this design really comes to life. The fractional stitches also bring a high level of detail, especially in the shape of the petals and orange slices, making this a good project to get your teeth into.

The heart-shaped hanging ensures the wreath exudes warmth and love, just the mood you want to evoke at this time of year. The red polka dot fabric used echoes the red berries and

Factbox

- ✦ **Stitching Time**
Approx. 70 hours
- ✦ **Type of Stitches**
Cross stitch, fractionals, backstitch
- ✦ **Ease of Stitching**
Intermediate

Perfect
in any
home

is a modern take on a very traditional Christmas colour, giving this design a fresh feeling. When choosing fabric for your piece, make sure to take an accent tone from the design.

Your family and guests will love this design as much as you will, and it's sure to be a favourite year on year. ➤



Meet the designer

Susan Bates

"Wreaths are such an iconic image of Christmas for me, so I really enjoyed creating this design for you. I've incorporated the best of traditional and contemporary elements. I hope you enjoy this design as much as I do."




BRING TO
LIFE WITH
OUTLINING




A festive wreath that exudes the warmth of the season and is sure to take pride of place year on year in your home





Festive Wreath chart (top left)



TOP TIP
 When adding the backstitch in this design, the darker colour shades used give a lovely soft finish instead of using harsh black

Kerry
 READER PANEL



“This is a beautiful design and very festive. It would look fabulous in my hallway at this time of year to welcome all my guests and family to my home on Christmas day!”

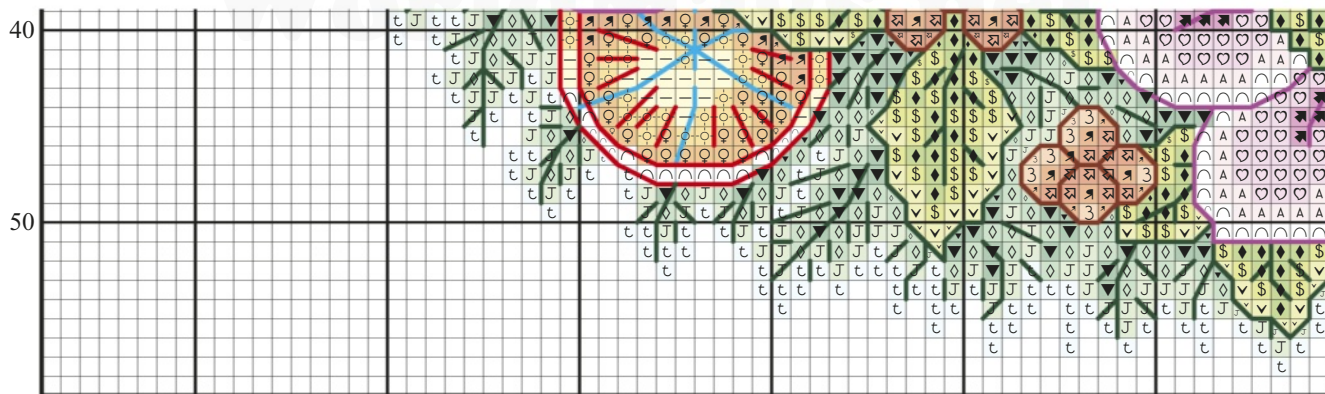
Shopping list

- ✦ Zweigart* 14-count white aida measuring 31x31cm (12x12in)
- ✦ Stranded cotton as listed in the key
- ✦ Size 24 tapestry needle
- ✦ Fabric and ribbon of choice. Ours is red and white spot fabric from The Craft Department*
- ✦ 30cm (12in) Three Heart Wire Hanger available from The Cotton Patch*

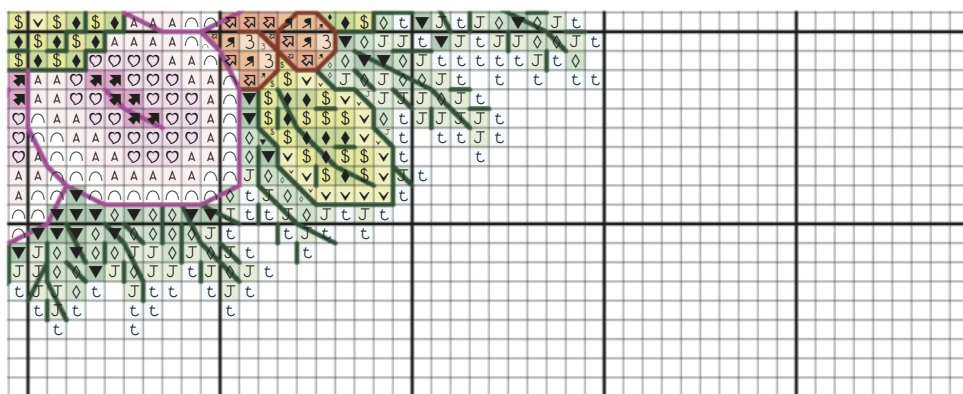
Thread & fabric cost
Approximately £25

*For stockists see page 90

Festive Wreath chart (top right)



Festive Wreath chart (bottom left)



Festive Wreath chart (bottom right)



How to...

make a hanging

- 1. Trim your finished** stitching, leaving a 2cm (3/4in) seam allowance.
- 2. Cut four panels** of fabric: two 8x25.5cm (3x10in) pieces for the sides, one 8x31cm (3x12 1/4in) for the bottom and one 12x31cm (5 1/4x12 1/4in) for the top.
- 3. Place the side** panels and your stitched piece right sides together and pin. Machine or hand stitch in place, with a 2cm (3/4in) seam allowance.
- 4. Place the bottom** panel of fabric and your stitched piece right sides together and pin. Stitch in place with a 2cm (3/4in) seam. Repeat with the top panel.
- 5. Cut a piece** of backing fabric to the same size as the front. Place wrong sides together with your front panel, pin and stitch all around using a 2cm (3/4in) hem, leaving a gap at the top to

turn through. Snip the corners to reduce bulk, press the seams and turn through to the right side. Slipstitch the gap closed.

5. Turn a 4cm (1 1/2in) hem at the top onto the wrong side and pin. Top stitch a line of machining 2cm (3/4in) down from the top edge. Insert the dowel rod of the hanger into the casing, attach ribbon of your choice and hang.



Festive Wreath key

✦ Cross stitch in two strands

	DMC	Anchor	Madeira	
∩	blanc	2	2402	white
∨	165	278	1414	lime green
⊠	349	1098	212	red
◆	702	226	1306	green
♀	741	304	202	orange
⊙	743	302	113	yellow
A	818	23	502	pink
\$	907	255	1308	light green
◇	913	204	1212	mint green
⊠	947	330	205	dark orange
J	955	206	1210	light mint green
w	967	6	304	peach
—	3078	292	102	light yellow
3	3341	328	403	dark peach
⊠	3607	87	708	dark pink
♡	3609	85	710	pink
t	3756	1037	2504	light blue
∇	3815	877	1205	pine green

✦ Backstitch in one strand

—	blanc	2	2402	white
—	349	1098	212	red
—	500	683	1705	bottle green
—	743	302	113	yellow
—	816	1006	513	dark red
—	915	1029	705	raspberry

STITCH COUNT 116 high x 115 wide

DESIGN AREA 14 HPI (28-count evenweave) – 21x21cm (8 1/4x8 1/4in)

This design was stitched using DMC stranded cotton

OVER 100 CHARTS!

£20
WORTH
OF STITCHING
GIFTS

NEW!
ORDER
NOW

Enjoy cross stitch at Christmas

ONLY
£7.99
INC P&P

pack
with £20!

131
charts
for every
stitcher

Enjoy cross stitch at Christmas

All you need to stitch for Christmas

NEW GIFT
inside worth
£20

Aida fabric

13 high-quality
cotton threads

Plus your
fab new
magazine

- Over 100m quality threads
- Aida fabric 28x28cm
- 3 festive ribbons
- 3 shaped felt decorations
- 3 coloured aperture cards
- 3 plain coloured cards
- 6 white envelopes
- 4 blue buttons
- Giant fold-out chart
- Re-usable project wallet

Make all
these with
your gift

6 quality cards
& envelopes

3 felt
decorations

3 festive
ribbons

4 buttons

Get stitching 9
gorgeous stitched
designs with
your gift pack!

over to see your gift pack

Enjoy Cross Stitch £7.99 with gift
www.cross-stitching.com

A bumper pack of stitching
gifts worth over £20, plus
a great project magazine –
all for only £7.99!

You'll love this unique collection of
brand new cute Christmas designs
from top designer Lesley Teare! And
with 6 great cards and 3 decorations
to make with your gift pack, it's your
ideal Christmas stitching companion.

You'll get all this:

- ✓ Over 100m quality stranded cotton
- ✓ 28cm² of 14-count aida
- ✓ Giant fold-out chart
- ✓ 3 shaped felt frames for decorations
- ✓ 3 festive ribbons
- ✓ 4 coloured buttons
- ✓ 3 plain cards & 3 aperture cards
plus 6 envelopes
- ✓ PLUS a re-usable project wallet!

CALL 0844 844 0388

and quote "Enjoy Xmas 13"

ONLINE www.subscribeonline.co.uk/magazinespecials

Lines open weekdays 8am to 8pm and Saturday 9am to 1pm

Overseas please call +44 (0) 1795 414 676

EUR £10.99, ROW £11.99. All prices include p&p

ORDER
YOUR COPY
NOW!

Stockists

Buy your basic stitching stash and products we've featured



Getting started

Where to buy your start-up kit – turn to page 96 to see exactly what you'll need

ANCHOR
www.coatscrafts.co.uk
☎ 01484 681881
For kits, fabrics & threads

CRAFT CREATIONS
www.craftcreations.com
☎ 01992 781900
For blank & aperture cards

DMC CREATIVE WORLD
www.dmccreative.co.uk
☎ 0116 2754000
For kits, fabrics, threads and more

JOHN JAMES NEEDLES
www.jjneedles.com
☎ 01527 830941
For needles & sewing essentials

MADEIRA
www.madeira.co.uk
For fabrics, threads & accessories,
buy in the UK from Barnyards
www.barnyards.co.uk
☎ 01765 690069

**THE WORLD OF CROSS
STITCHING SUBSCRIPTIONS**

www.buysubscriptions.com/
world ☎ 0844 826 7341

ZWEIGART
www.zweigart.de
For fabrics, buy in the UK from
Willow Fabrics
www.willowfabrics.co.uk
☎ 0800 056 7811

Must-have stash!
Check out gorgeous stitching
goodies, kits & charts (P22, 35)

▶ Editor: **Ruth Southern**
Ruth@cross-stitching.com
▶ Production Editor: **Fiona Smith**
FionaSmith@cross-stitching.com
▶ Art Editor: **Sue Congdon**
Sue@cross-stitching.com
▶ Art Assistant: **Rachel Bullen**
Rachel.Bullen@immediate.com
▶ Senior Technical Editor: **Anne MacGregor**
Anne@cross-stitching.com
▶ Charting Editor: **Fiona Baker**
Fiona@cross-stitching.com
▶ Charting Editor: **Sarah Heys**
SarahH@cross-stitching.com

Photography: Amanda Thomas,
Jonathan Fisher, Steve Sayers
Contributors: Jenny Barton, Lucie Heaton,
Durene Jones, Cathy Lewis, Lesley Teare, Joan
Elliott, Jane Henderson, Ursula Michael, Dave
Partridge, Heather Nugent, Louise Stevens

Advertisement Director: Caroline Herbert
caroline.herbert@immediate.co.uk

Advertising Manager: Jane Hendy
jane.hendy@immediate.co.uk

Dep Advertising Manager: Heather Golden
heather.golden@immediate.co.uk

Ad Coordinator: Emily Thorne
Ad Designer: Catherine Howlett

Ad Services Manager: Paul Thornton
Production Director: Sarah Powell

Production Manager: Emma McGuinness
Direct Marketing Manager: Penny Clapp

Subscriptions Director:
Jacky Perales-Morris

Marketing Executive: Natalie Medler
natalie.medler@immediate.co.uk

Licensing & Syndication: Joanna Marshall
Publishing Director: Catherine Potter
catherine.potter@immediate.co.uk

Managing Director: Andy Marshall
andy.marshall@immediate.co.uk

Chairman: Stephen Alexander
Deputy Chairman: Peter Phippen

CEO: Tom Bureau

Your projects

Find all the charts, kits, threads & accessories featured in this issue



ANCHOR As above

ARTS AND DESIGNS
www.artsanddesigns.co.uk
☎ 0207 100 3509

CATTAILS WOODWORK
www.etsy.com/uk/shop/
CattailsWoodwork

COUNTRY CROSS STITCH KITS
www.countrycrossstitchkits.
co.uk

CRAFT CREATIONS As above

CRAFT DEPARTMENT
www.craftdepartment.com
☎ 01373 454448

DIMENSIONS
crafts@stockistenquiries.co.uk

DMC CREATIVE WORLD
As above

DOTCOMGIFTSHOP
www.dotcomgiftshop.com

FAYE WHITTAKER
www.fayewhittakerarts.com

GÜTERMANN
gutermann@stockistenquiries.
co.uk
☎ 01453 883581

HERITAGE CRAFTS
www.hcrafts.com
☎ 01889 585666

HUNKYDORY HOME
www.hunkydoryhome.co.uk

JANE GREENOFF
www.thecrossstitchguild.com

KREINIK
Available from Sew and So, as below

MILL HILL
Available from Sew and So, as below

MOUSELOFT
www.mouseloft.co.uk

NOTONTHEHIGHSTREET
www.notonthehighstreet.com/
mirjamidesign

PAST IMPRESSIONS
www.past-impressions.co.uk
☎ 0208 335 3930

POLSTITCHES DESIGNS
www.polstitchesdesigns.co.uk

QUALITY NEEDLECRAFT
www.qualityneedlecraft.co.uk

READICUT CRAFTS
www.readicut.co.uk
☎ 08448 589311

SEW & SO
www.sewandso.co.uk
☎ 01453 889988

STITCH DIRECT
www.stitchdirect.com

STITCHER
www.stitcher.co.uk

STITCHKITS
www.stitchkitslondon.co.uk

STITCHTASTIC
www.stichtastic.co.uk

THE COTTON PATCH
www.cottonpatch.co.uk

**THE HISTORICAL SAMPLER
COMPANY**
www.
historicalsamplercompany.
co.uk

ZWEIGART
As above



For new UK subscription orders, back issues and binder sales, please call the
UK Subscription Hotline: ☎ 0844 826 7341

UK Freepost address:
FREEPOST RRJZ-HJKA-ZBCX,
The World of Cross Stitching Subscriptions,
PO Box 326, Sittingbourne ME9 8FA

For all enquiries relating to your subscription,
please call the Hotline number above or email:
worldofcrossstitching@servicehelpline.co.uk

Overseas orders: ☎ +44 (0)1795 414 819
**Immediate Media Co Bristol Ltd, PO Box 326
Sittingbourne ME9 8FA, United Kingdom**

To subscribe online, visit:
www.buysubscriptions.com/world
and enter code w870

Basic Annual Rate 13 issues: UK £47.69;
Europe £54; Rest of World £69

Distribution: Frontline
Printed in England by: William Gibbons

Our policy on copyright:
We are happy for you to copy our charts, but for personal
use only, NOT for re-sale. No part of the magazine may
be resold without permission. You may copy mail order
coupons, subscription and competition entry forms.

The World of Cross Stitching is owned
and published by:

**Immediate Media Co Bristol Ltd
Tower House, Fairfax St, Bristol BS1 3BN
☎ 0117 927 9009 Fax: 0117 314 8310**

Immediate Media Co Bristol Ltd is dedicated to producing
the very best consumer specialist interest magazines
– designed to inform our readers, enhance their lives
and give them the best value possible. Our newsstand
magazines include *The World of Cross Stitching*, *Cross
Stitch Crazy*, *Cross Stitch Gold*, *Cross Stitch Card Shop*,
Cardmaking & Papercraft, *Quick Cards Made Easy*, *Knit
Today*, *Your Hair*, *Hair Ideas*, *Blonde Hair*, *Perfect Wedding*
and *220 Triathlon*.

We take great care to ensure all elements of *The World of Cross
Stitching* are accurate. However, we accept no liability for any
misprints or mistakes that appear in this magazine.


© Immediate Media Company Bristol Ltd 2013

IMMEDIATE
MEDIA Co



39,457 (Jan-Dec 2012)
www.abc.org.uk

Key: ✕ Contact to find your local stockist ✕ Purchase direct by phone or online



top tips for living well...

a brand
newyou.co.uk



Marketplace



Looking for a place to buy stitching stash locally, a mail order supplier or maybe even an online retailer? Find them all here!

Devon

ICING ON THE TOP & CROSS PATCH



A wide range of charts, kits, Heritage, DMC, Madeira, Lanarte, Lavender & Lace, Mirabilia, aida, beads, ribbons, papercraft and much more.

Open 9-5 except Wednesdays & Saturdays, 9-1pm
7 Ladysmith Road, Lipson, Plymouth, Devon PL4 7NJ
Telephone: 01752 252836

Dorset

X-STITCH BIRDS



ENQUIRE BIRD DESIGNS IN CHARTERED CROSS STITCH
WWW.XSTITCHBIRDS.COM

Downloadable charts now available

Most of our designs are now available for download from our website
www.xstitchbirds.com



Latest design - Bluethroat
16 hpi kit = £13.24 inc.P&P
6.6" x 5.0" (16.8 x 12.7cm)
14 hpi kit = £14.24 inc. P&P
7.0" x 5.7" (19.2 x 14.5cm)
Burton Lodge, Barr Lane,
Bridport, Dorset, DT6 4PU
Cheques payable to R P Lambie

Kent

Craft Frames Ltd



Quality Picture Framing Needlework & Crafts

D.M.C Stockist King Cole Wool
Form-A-Lines Card Making

21 West Hill Dartford DA1 2EL
01322 278703
www.craftframes.co.uk
Free parking at rear of shop

Kent

FOR ALL YOUR ARTS,
CROSS STITCH, FRAMING,
KNITTING WOOLS COME TO

CROSS'S

22 Bank Street, Ashford,
Kent TN23 1BE
Tel: 01233 635684

WE OFFER A FRIENDLY &
UNIQUE CUSTOMER SERVICE

Lincolnshire

THE CRAFTY PATCH



FOR ALL YOUR CRAFTY NEEDS

Anchor & DMC main agent, hundreds of cross stitch kits in stock, plus many accessories. Knitting yarns from Wendy/Peter Pan, Sirdar & Katia. Parchment & stamping crafts, Pebeo paints, plus many craft accessories.

3 South Street, Bourne, Lincolnshire PE10 9LY
Tel: 01778 422666

The Stitchery

Patchwork Fabrics - Quilting Threads - Wadding -
Haberdashery - Knitting Yarns - Embroidery Threads
- Aida - Cross Stitch Kits

14 High Street, Ruskington, Lincolnshire, NG34 9DP
Tel: 01526 832131 Shop open Mon - Sat 9 - 5
Email: enquiries@thestitcheryonline.org.uk
Visit our website: www.thestitcheryonline.org.uk

South West

"Smugglers"



NEEDLECRAFT CENTRE

DMC Stockist and Anchor specialists

Over 10,000 different threads, Threadworx, Madeira threads including industrial, Kreinik Metallic, range of YLI, Stef Francis, Caron collection, Rajmahal, Gentle Arts, Weeks Dye Works and Rainbow Gallery in stock. 1,000+ fabrics, including 'Wichelt' Zweigart' and Jobelan.

Full phone/mail order service available
Please contact us for current prices.
Personal helpline open 10am-10pm
7 days a week

Tel: 01271 863457

3 capstone Place, Ilfracombe,
North Devon EX34 9TQ

chris.shaw93@yahoo.co.uk

Open 10.30am - 5.00pm

Mon, Wed, Thurs, Fri, Sun

Closed all day Saturday and Tuesday

Mail order

Leisurecraft



DMC Threads
8 Meters on Large
Bobbins **38p Each**
+ Postage at cost



All 447 Plain
DMC Colours
in a
Presentation Box
ONLY £135
+ £12 Special
Delivery

www.leisurecraft-tewkesbury.com

Telephone: 01684 297586

Framing

SD FRAMING

Specialist Cross Stitch Framer
• Wartime Poster Charts
• Stitch it Frame it Kits
• Mail Order Bespoke Service

Tel: (01452) 619861 • www.sdf Framing.co.uk

For our catalogue please send 2 first class stamps to
SD Framing (12) Abbeymead, Gloucester GL4 5GW

Photo Charting

In Stitches

To convert a photo into a cross stitch or tapestry chart or kit, simply send your photo with an SAE for a free, no obligation preview picture.

Chart only £17.50

Complete kits £20-£40 approx

For details
Tel: 01473 830356 or send SAE to
1 Lower Crescent, Barham,
Ipswich, Suffolk IP6 0PF



Photos2Stitch

Cross stitch kits & charts from photos
Prompt, professional & personal service
Money-back satisfaction guarantee

www.photos2stitch.co.uk

Tel: 020 8393 6943

SEW INSPIRING

Proudly present our online shop

www.sewinspiring.co.uk



Stunning range, exceptional new kits from individual designers & leading manufacturers. Exquisite charms & beads. Beautiful craft bags, inspirational books & accessories. EXTENSIVE SELECTION OF TAPESTRY, CROSS STITCH & NEEDLEWORK KITS
Tel: 01273 401237

Somerset

MATERIAL NEEDS

For Cross Stitch Kits and Threads
www.material-needs.co.uk 79 High Street, Burnham-on-Sea,
Somerset TA8 1PE



To advertise here,
contact

Heather Golden
on 0117 314 8817

To place an advertisement, please contact:
Heather Golden on 0117 314 8817 or email Heather.Golden@immediate.co.uk

THE WORLD OF Cross Stitching



Kit'n Kaboodle

Because sometimes in Wales it rains....


Banks' Buildings, Breeze Hill, Benllech, Isle of Anglesey LL74 8TL

01248 852111

Wide range of crafts including: Needlecrafts,
Quilting Fabrics, Yarn, Buttons, Beads...
We also sell sewing machines for £70




**Border Collie
(DMC)**



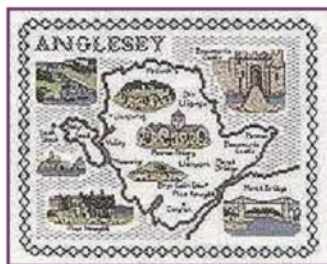
**Menai Bridge
(Cambriana Designs)**



**A Row of Sugar Plum Mice
(Bothy Threads)**



**Celtic Knot
(Cambriana Designs)**



**Isle of Anglesey Map
(Classic Embroidery)**

ALSO AT:

Menai House, Ffordd Caerybi,
Llanfairpwllgwyngyllgogerychwyrndrobwlilliantysiliogogoch,
Isle of Anglesey LL61 5YQ

01248 715553

DMC Threads and Tapestry Wools including Light Effects,
Satins, Colour Variations. Full range of Mill Hill Beads and
many more specialist threads.

Online



www.acrosstownstitching.co.uk

Cross stitch kits and supplies at affordable prices. Expanded range with more being added. Payment taken on our website, or by phone. 07961 954287



CUSTOM DESIGNED, PERSONALISED KITS
AND CHARTS tel: 01736 333277

www.cottageneedlecrafts.co.uk

CraftCreations.COM

CARD BLANKS, PEEL-OFF STICKERS, DÉCOUPAGE & MORE

www.debscrossstitch.co.uk

Cross stitch kits, sewing accessories and card making supplies

Tel: 01253 771230

All orders will be posted free of charge within the UK.

www.dkhcreations.co.uk



www.dpsoftware.co.uk
Cross Stitch Design Software



A large range of unique
personalized Name Sampler
cross stitch kits & charts.

www.hollyshobbies.co.uk
01889 560027



The
Happy
Cross Stitcher



- Low Prices
- Huge Range
- All Major Brands
- FREE UK Delivery
- Star Product
- Website Updated Daily

www.HappyX.co.uk

GRAND OPENING SALE

15% OFF EVERYTHING

Enter code WOXSDIS15 at checkout

Website: www.nenesupplies.co.uk

Tel: 01933 654267

Nene Supplies



FREE cross stitch charts from
www.debbiecripps.co.uk
Telephone: 01373 454448

For unusual and tempting craft supplies visit

CRAFT dept.com

www.craftdepartment.com



Sporty Mini
Cushion Cross
Stitch Kits now
available

www.sheenarogersdesigns.co.uk



THE WORLD OF
Cross
Stitching

To place an advertisement, please contact:
Heather Golden on 0117 314 8817 or email Heather.Golden@immediate.co.uk

Coming Soon

WorldMags.net

Next month in

ISSUE 209
ON SALE 10
OCTOBER

THE WORLD OF
Cross
Stitching

Britain's No.1



PUPPY PAL

Our sweet doggy is loving the bright lights and colours of the festive season



CHRISTMAS STOCKINGS

Stitch Joan Elliott's designs – there's one for every member of the family



SEASON'S GREETINGS

Christmas card designs in every style, for every stitchee – 50+ ideas you'll love

FESTIVE ELEGANCE

Create a design to treasure – metallics make it oh-so-special!



Contents subject to change. Free gift(s) may vary for overseas readers



Stitch our Christmas kitties!



Enjoy Margaret Sherry's newest cuties, singing festive carols just for you

SCANDI CHIC

Dress up your home with our Nordic-style sampler



YULETIDE WELCOME

Greet friends and family in style with a gorgeous hanging decoration

MADEIRA METALLIC THREAD PACKS!

PLUS...

Chart book packed with Christmas designs to stitch with your threads



PLUS MUCH MORE

- ✦ Our crackers ABC is perfect for the party season
- ✦ Your cross stitching queries answered by our experts
- ✦ Stitch our Santa cupcake as a delicious card
- ✦ It's a winter wonderland in this issue's Design Library
- ✦ Your stories, inspiration & letters... plus much more



TO SUBSCRIBE ☎ 0844 826 7341 CAN'T WAIT FOR NEXT ISSUE? f Find us on Facebook

How to...

Your beginner's guide to instant stitching success with Anne!



Stitching's a breeze!
Let Senior Technical Editor Anne show you how it's done, in this guide

CHOOSE YOUR ESSENTIALS...

Start with these must-have items

1. FABRICS

Begin with either aida or evenweave.

Aida is best for beginners, with regular woven blocks and obvious holes. It's stiffer than evenweave, but will soften slightly as you work. 14-count aida is the most common. It's harder to work fractional stitches on aida, as you'll need to make an extra hole in the fabric, in the centre of the aida block.

Evenweave is a lovely fabric to work on when you have a little more experience. The fibres aren't woven in blocks as with aida, so it's softer and the fine weave has more threads-per-inch – the most commonly used is 28-count. One stitch is usually worked over two threads of the fabric so it has an equivalent design size of 14-count aida. Cross stitching fractional stitches is easier on evenweave, as there's a central hole spare so you don't need to split a block as for aida.



START CROSS STITCHING...

Make sure you hit the mark first time, every time with our top tips!

✦ **Choose your project...** With our Factbox guide in every one of our projects, you can make sure you choose the right level for you. Absolute beginners should aim for a design without fractional stitches.

✦ **Buy your materials...** To make sure your design looks great, use our Shopping List for each project, which specifies everything needed, like size of fabric and finishing materials. Using another fabric with different HPI, will give a different finished size of design. Calculate your fabric requirements like this: $\text{Stitch count} \div \text{HPI of 'new' fabric choice} = \text{new size in inches}$. Add at least 10cm (4in) on each dimension to allow for mounting, or less for cards.

✦ **Get ready...** We always recommend starting in the centre of a design and working outwards. Our charts are marked with two centre arrows so find a symbol close to the centre and begin there.

✦ **Get set...** Find the corresponding centre of your fabric by folding in half and half again. The point where the folds cross corresponds to the centre so this is where your central stitch should go.

✦ **Get stitching...** Begin your stitches in two strands of thread with a loop start for the neatest way to get going. It uses one double-length (80cm) strand with both ends threaded together. See our diagrams for how to stitch. Finish threads by weaving the left-over 'tail' under a few stitches at the back.

3. NEEDLES

To cross stitch, use a **tapestry needle**, which has a blunt tip and larger eye than a regular sewing needle. It easily passes through the fibres of aida and evenweave. Different needle sizes are available, with varying lengths and widths, so choose the best for your fabric – see our handy guide. Other needles are useful too... try a fine beading needle for adding bead accents. You may also prefer a sharp-tipped embroidery (or crewel) needle to split aida blocks when stitching fractional stitches.

Tapestry needle	Aida	Evenweave
	6-count	
	8-count	
	11-count	22, 25 & 27-count
	14-count	28-count
	16-count	32-count*
	18-count	36 & 55-count

18 20 22 24 26 28 *Also includes 22-count Hardanger



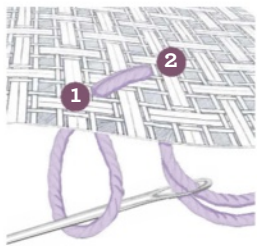
Fabric choices: Aida (left) with obvious holes is better for beginners. Evenweave (right) has a finer weave: see our video at www.cross-stitching.com

2. THREADS

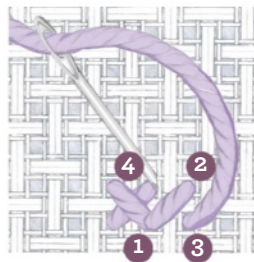
You'll need **stranded cotton** – this coloured thread comes in 8m skeins and is made up of six strands. The count of your fabric will determine the number of strands you use in your needle. Typically for 14-count aida you'll use two strands for cross stitch and just one strand for backstitch. This is indicated in the key or instructions for your project. There are three main brands – DMC, Anchor and Madeira – which are all smooth and easy

How to stitch

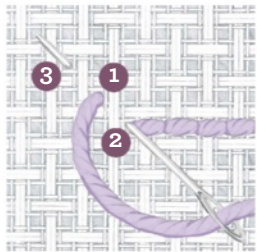
Tackle the basic stitches in our charts...



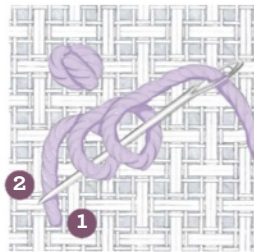
Loop start With both ends of a strand threaded, bring your needle up (1), leaving a loop at the back. Work the first arm of your stitch (2) & secure it by passing your needle through the loop.



Cross stitch Bring your needle up at the bottom left corner (1) & down in the top right (2) for the first 'arm' of your stitch. Work the second arm, coming up in the bottom right (3) & going down in the top left (4).



Backstitch Add detail and definition. Bring your needle up at (1) & down at (2), come up again at (3), then back down at (1) & so on, to direct each stitch 'back' towards the line of the growing backstitch.



French knots Easy with practice – come up in the fabric (1), keep the thread taut & wrap twice around the needle. Push the needle down, close by, but *not* in the same hole (2). Split the aida block for a neat knot.

FRACTIONAL STITCHES

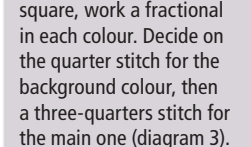
Fractionals let you create rounded edges

Quarter
The chart shows which corner has the fractional. Bring the needle up in that corner and down in the centre of the square, halfway across the diagonal (diagram 1).



Three-quarters
Work a quarter stitch, then, a half stitch across the other diagonal arm of the square as in diagram 2. Like quarters, three-quarter stitches can face any direction.

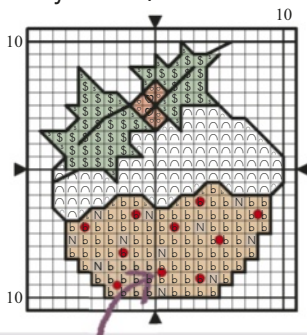
Two symbols
When two symbols share a square, work a fractional in each colour. Decide on the quarter stitch for the background colour, then a three-quarters stitch for the main one (diagram 3).



Back-to-back
For a stronger outline, work a three-quarter stitch in each colour, stitching them back-to-back (diagram 4). Make sure that the two half stitch arms lie neatly parallel to each other.

How to read our keys

Clear symbols, colours & all the info you need!



Symbols

Look for a symbol close to the chart centre – the arrows on our charts easily show the centre so you won't need to count! Find this symbol in the key. The codes in that row show which thread shades to use for cross stitching blocks with this symbol.

Thread brands

The thread shades are listed in separate columns for the different manufacturer brands of thread. For best results, you should stick to one manufacturer for the whole of a design.

Backstitch & French knot shades

The shades used for these are listed under the cross stitch symbols. The number of strands needed for these can vary, so make sure you check how many to use, as specified in the key.

Christmas pudding key

✦ Cross stitch in two strands

	DMC	Anchor	Madeira	
∩	blanc	2	2402	white
♥	666	46	210	red
N	801	359	2007	brown
b	976	1001	2010	ginger
\$	986	246	1404	green

✦ Backstitch in one strand

—	310	403	2400	black
---	-----	-----	------	-------

✦ French knots in one strand

●	666	46	210	red
---	-----	----	-----	-----

STITCH COUNT 20 high x 19 wide

DESIGN AREA 14 HPI (28-count evenweave) – 3.5x3.5cm (1½x1½in)

This design was stitched using DMC stranded cotton

Stitch count & Design area

The finished size of your design – in stitches and on a particular fabric. HPI stands for 'holes per inch'.

Jargon buster!

Use our A-Z of cross stitch to know what's what...

Afghan – a woollen blanket with areas inset for cross stitching, often used for baby designs

Aida band – a narrow strip of aida, available in varying widths, and finished with a decorative edge

Aperture – a hole through which a design is seen in cards & frames

Backstitch – used to add detail & definition. See how to stitch it in our diagram above!

Beading needle – a longer, finer needle than a tapestry needle, used for adding seed beads to a design

Counted stitches – embroidery stitches worked on counted, or evenly woven, fabrics like aida & evenweave. Cross stitch is the most basic counted stitch

Floss – USA term for stranded cotton

Fractional stitches – made from either a

quarter or three-quarters of a cross stitch, these allow you to create 'rounded' edges. See how to make these in our diagrams above!

Half stitch – made up of only one half (one 'arm') of a cross stitch, it gives less dense coverage so an overall lighter effect in the design

Hoop – a wooden or spring-mounted plastic circular frame that holds your fabric taut while

working a design

Longstitch – long backstitches, crossing larger fabric distances

Metallic threads – similar to stranded cottons, these have a metallic finish for shine and sparkle

Perforated paper – toughened paper with a tiny grid of holes, which can be used for stitching instead of fabric

Plastic canvas – plastic alternative to

fabric which won't fray when cut

Skein – an 8m length of stranded cotton, divisible into six separate strands

Soluble aida – temporary fabric which, like waste canvas, is used to add cross stitching to non-counted fabrics, & then dissolved away in water afterwards

Stitching over two – term used to describe stitching over two threads of the weave of

an evenweave fabric

Variiegated thread – specific type of stranded cotton, in which the colour changes along the length of the thread for a shaded effect

Waste canvas – loosely woven fabric, held together with soluble glue. Used to add designs to clothing & other non-counted fabrics before being moistened & the fibres withdrawn with tweezers

Ruth's

STITCHING WORLD

For a place to put your feet up and find some fun & stitchy chat, look no further...

The weather may not be too wintry outside but, as I'm sure you know, the change of the seasons is something us stitchers have to be on top of if we're to stay ahead of the game with our makes. Here's how my festive stitching plans are coming together...

I'm a big believer in having a strategy. Without one, and with so many projects to fit in, I'm at risk of not allowing enough time for a stitching deadline. Except for around half my cards, which I aim to get done before October starts, I've plotted the time I'm going to spend on making gifts and the rest of my cards, to make sure I'll finish everything. Not forgetting time for framing, making up and sending cards in the post, too, of course!

Luckily, my card-making tally is ahead of schedule, thanks to some early quick-makes, so I'm confident of being on target for Christmas. My method is to use the calendar, free with last year's issue 195 of the mag, to plot my festive stitching for these final few months. With this issue's new calendar in place in my kitchen, I've swapped them over and now keep my stitchy planner close at hand in my sewing basket. I'll keep you posted on how I get on with working my way through my schedule!

“I don't want to risk running out of time for my Christmas makes!”



Staying power: My plan of action is crucial!

My Pinterest Picks



Have you got the Pinterest bug yet? Here are three hot ideas I've spotted and pinned to our boards... Visit www.pinterest.com/worldofxs to find these and lots more!



Fun ornaments: Quirky decoration kits, designed by Miso Funky



Folk embroidery: Love this stylish cushion – so chic, all in monochrome!



Pretty trims: Woven ribbons tempt me when I'm decorating my makes

Sudoku

Fill the grid so each row, column & 3x3 box has numbers one to nine

	1		3		2		9	
2		3	8				7	
	7				5		8	
	5	7	4		2			3
1		4		7		5		
9			1		3			6
	2		9	4		8		
8		5			7	9		4
				1				2

WHAT'S HOT

Loving it when I'm doing well with my schedule and all's on target...

WHAT'S NOT

...slowed up! Putting plans on hold to fit in a new baby card!

Lest We Forget

A delicately handcrafted brooch
honouring those who served
our nation courageously



Hand-applied 18-carat gold-plating



Genuine Swarovski® Crystals



An elegant symbol of life's fragility, the vivid poppy proves a breathtaking tribute to those who laid down their lives in service of our great nation. Now you can honour a loved one who served with the *Flanders Fields Poppy Brooch*, a first-of-a-kind fine jewellery exclusive, only available from The Bradford Exchange.

A truly heartfelt first-of-a-kind design...

Inspired by Lieutenant Colonel John McCrae's epic poem *In Flanders Fields*, this stunning treasure brings precious poppies to life in a truly meaningful presentation to honour those who made the ultimate sacrifice so that we may be free. Hand-applied 18-carat gold-plating beautifully accents the finely-crafted brooch to create a truly opulent look. Six radiant Swarovski® crystals rest in the centre of the bloom which is hand-enamelled in red to capture the lifelike vibrancy of the poppy. Wear this elegant brooch next to your heart and know that our valiant heroes will be remembered always. The brooch is accompanied by a Certificate of Authenticity reproducing McCrae's beloved *In Flanders Fields* poem as a beautiful finishing touch.

Exceptional design & incredible value – order your unique edition today!

This exclusive brooch is available for just two instalments of £24.99 that's exceptional value at £49.98 (plus £6.99 postage and handling). Protected by our 120-day guarantee, this exquisite tribute is available for a limited time, so don't miss out. To order your brooch, pay nothing now – simply complete and return the Reservation Application today.

FREE heartfelt
In Flanders Fields
poem card

IN FLANDERS FIELDS

John McCrae, May 1915

*In Flanders fields the poppies blow
Between the crosses, row on row,
That mark our place; and in the sky
The larks, still bravely singing, fly
Scarce heard amid the guns below.*

*We are the Dead. Short days ago
We lived, felt dawn, saw sunset glow,
Loved and were loved, and now we lie
In Flanders fields.*

*Take up our quarrel with the foe:
To you from failing hands we throw
The torch; be yours to hold it high.
If ye break faith with us who die
We shall not sleep, though poppies grow
In Flanders fields.*

2 interest-free
instalments of
only £24.99*



Shown larger than actual size.
Measures 7 cm in length.

Fastest way to order:
www.bradford.co.uk

In the search box, please enter
526-B1174.01
Quote reference code P299198

Arrives in a custom-design
presentation case that includes
a Certificate of Authenticity

*Offer applies UK only and is subject to availability.
Full Terms and Conditions are available on request.
The Bradford Group, 1 Castle Yard, Richmond, Surrey TW10 6TF.

PAY NOTHING NOW!

THE
BRADFORD EXCHANGE

RESERVATION APPLICATION

Please Respond Promptly

To: The Bradford Exchange, PO Box 653, Stoke-on-Trent ST4 4RA

YES! Please reserve ___(Qty) of the *Flanders Fields Poppy Brooch*
for me as described in this advertisement. I need PAY NOTHING NOW!
Certificate of Authenticity and 120-Day Money-Back Guarantee

Name (Mr/Mrs/Miss/Ms) _____ (PLEASE PRINT)

Address _____

Postcode _____ Telephone _____

Email Address _____

Please note, we may contact you via email with information about your order

From time to time The Bradford Exchange may allow carefully screened companies to contact you. If you do not wish to receive such offers, please tick box

Order Ref:P299198

HERITAGE *Crafts*

Working with talented artists to produce beautiful counted cross stitch designs




Charlotte in Miniature
by John Clayton



Claire in Miniature
by John Clayton



Fleur in Miniature
by John Clayton




Gabriella by John Clayton



A selection of designs from the 'Little Friends' range by Susan Ryder & Valerie Pfeiffer

CHRISTMAS CROSS STITCH



Christmas Church by John Clayton



Catching Snowflakes
by Peter Underhill



Christmas Kittens by Peter Underhill



Christmas Toffee by Sue Hill



A brand new range of Christmas Cards by Michaela Learner and Susan Ryder

Heritage Crafts Ltd. Redbrook Lane, Brereton, Rugeley, Staffordshire WS15 1QU.
Telephone : 01889 575256 Email : enquiries@hcrafts.com

You can see our full range of cross stitch designs at www.hcrafts.com



[www.facebook.com/
heritagecraftsltd](http://www.facebook.com/heritagecraftsltd)



[www.twitter.com/
heritagecrafts](http://www.twitter.com/heritagecrafts)