

Extreme How-To®

The Enthusiast's Guide to Home Improvement



UPGRADE TO A GLASS SHOWER

PLUS:

**STABILIZE A
LEANING FENCE**

**BUILD A CIRCULAR
RAISED GARDEN BED**

**PRO TIPS FOR
CAULK/SEALANT SUCCESS**

May 2017 | ExtremeHowTo.com

\$5.99

05>





TG
KIK
PRO SERIES

www.MyTGTools.com

YOUR ONE SOURCE SOLUTION

**FASTER
 EASIER
 CLEANER**

KIK® Forstner Bit

KIK® HS Brad Point

KIK® Spade Bit



**135° Split Point start from Contact
 3-flat shank, less chuck slippage**

Concrete


High Speed

Titanium
 Coated
 High Speed

Heavy Duty

Solid Cobalt

S&D



**Stronger, Faster
 Less Walking**

General Purpose

Longer Lasting

**Heavy Duty
 Steel Usage**

**Heavy Duty
 Steel Usage**

**Special Use Heavy
 Duty Steel Usage**

www.MyTGTools.com/kik1.php 1-800-687-4122

TG® Tools • 1010 Cedar Ave. • St. Charles, IL 60174 • ph 800-687-4122 • fax 630-584-4722

ARE YOU READY?





AVAILABLE AT:



BlueDevil
PRODUCTS
STOP LEAKS PERMANENTLY. MAXIMIZE PERFORMANCE.

www.gobdp.com

NET WEIGHT 4.5oz • (128g) • MADE IN U.S.A. • PART #49490

2oz. • (56ml) • MADE IN U.S.A. • PART #49490



TG
KIK
PRO SERIES

www.MyTGTools.com

YOUR ONE SOURCE SOLUTION

**FASTER
 EASIER
 CLEANER**

KIK® Forstner Bit

KIK® HS Brad Point

KIK® Spade Bit

**135° Split Point start from Contact
 3-flat shank, less chuck slippage**

Concrete



**Stronger, Faster
 Less Walking**

High Speed



General Purpose

**Titanium
 Coated
 High Speed**



Longer Lasting

Heavy Duty



**Heavy Duty
 Steel Usage**

Solid Cobalt



**Heavy Duty
 Steel Usage**

S&D




**Special Use Heavy
 Duty Steel Usage**

www.MyTGTools.com/kik1.php **1-800-687-4122**

TG® Tools • 1010 Cedar Ave. • St. Charles, IL 60174 • ph 800-687-4122 • fax 630-584-4722

We Put a **KIK**® in Your Boring Tasks!



6 Cutting Edges

The revolutionary **KIK**® Spade Bit has over 30% more cutting surface making them much faster and longer lasting than standard spade bits. There is no protruding tang to bend or break allowing these bits to even bore non-ferrous sheet metals and curved holes too! Tested and Proven Superior by an Independent Lab.

6 Cutting Edges



Acrylic

KIK® HS Brad Point

Independent Lab Tested and Proven
Designed for Drilling Sheet Metal, Wood and Plastic Faster, Cleaner with Longer Life and no Walking on the Surface.

In Wood:

- **Approximately 100% Faster** Compared to Common Brad Point
- **40% Faster** Compared to Standard Drill Bits

In Sheet Metal:

- **50% Cleaner Entry**
- **Consistently Round Hole**
- **20% Less Walking**

In Acrylic:

- **No cracking** Drilling Acrylic
- **150% Faster** Compared to Standard Drills
- **690% Faster** Than Other Brad Points

9 Cutting Edges
3 on Each Blade

All products are available at Hardware Stores, and the following Internet Retailers:

KIK® Forstner Bit

Proven Superior by an Independent Lab
Cleaner Entry and Exit



- **Titanium Coated**
- **3-Flat Shank**
Open Head Design for no Clogging
Easy Drilling and Direction Control

- **Bores through Hard Woods 100% Faster** Compared to Standard Forstners

- **Bores Mills Routes Cuts**
- **Bores Curved Paths Channels**

- **Bores Through Acrylics Cleanly Without Melting**
Able to Bore 90 Degree Curved Paths

www.MyTGTools.com/kik1.php **1-800-687-4122**

TG® Tools • 1010 Cedar Ave. • St. Charles, IL 60174 • ph 800-687-4122 • fax 630-584-4722

CONTENTS



FEATURES

26 Upgrade to a Glass Shower
Create a spa-like sense of open space.

48 Round & Raised
Build a circular raised garden bed.

38 2017 National Hardware Show Preview

EVERY ISSUE

6 From the Editor

79 Advertisers Index

COLUMNS

8 Q & A

12 Tool School
Caulks and Sealants


DEPARTMENTS

62 Project Next
Pro Tips for Landscape Edging

66 Quick Fix
Stabilize a Leaning Fence

72 Do It Yourself
Fix a Leaking Overflow Drain

78 Hot Products



Cover photo © Ben Carmichael Photography



fasteners™


THE NEW DRIVING FORCE IN THE FASTENER INDUSTRY



U2 fasteners™ is the GAME CHANGER in the fastener industry.

FACTS:

- BUILDING CODE APPROVED = QUALITY FROM THE START**
- CR 6 FREE COATING = HEALTH & SAFETY**
- TIGHT RECESS = EFFICIENCY**
- TAPPER POINT = TIME SAVER**
- REAMER THREAD = BATTERY & PHYSICAL ENERGY SAVER**
- EFFICIENCY + PRODUCTIVITY = MONEY SAVED**



Fasteners that contractors and engineers agree on.
Find out why!



Sorting through my tax-return paperwork reminded me to check the IRS website to see what new 2017 Federal tax credits are available that I can share with you fine home-improvers. As it turns out, there isn't much to report. At the time of publication, the only tax credit listed for home improvement is a 30-percent return on installation of a solar energy system.

What strikes me about a solar energy system is that they have a high upfront cost, so high that people in the lower to mid income brackets—the people who most need and benefit from a tax credit—probably can't afford to install one in their home.

However, only a few years ago the average U.S. homeowner had been granted tax credits for a number of practical and affordable home improvements. You could claim a credit for upgrading your home's insulation system, or installing insulated windows or doors. You could get a credit for installing a tankless water, adding a radiant barrier system or an Energy Star-certified roof. Other energy-efficient systems that qualified include biomass stoves, air-source heat pumps, and central air conditioning systems.

Judging from the IRS home page, those days of tax credits are long gone. Maybe the page hasn't yet been properly updated, but it sure seems like the IRS should have the budget to get the job done. After all, the Congressional Budget Office reported that tax receipts hit an all-time high in first half of fiscal 2016, with the Federal government taking in nearly \$3.3 trillion in revenue. That's a whole lot of tax money taken from people who work hard to earn it.

A tax credit is not money given to an individual by the government, but rather it's money an individual has earned and they're so graciously allowed by the government to keep. And the purpose of those expired tax credits was to encourage home-improvements that contributed to more energy-efficient lifestyles across the country. Well, the Feds seems to have said, "To heck with energy efficiency, give us more of your money!" And they're getting it.

So, if you thought the Federal energy tax credits were a good idea to benefit the environment through energy-efficient living, or if you thought they were a good idea because you got to keep more money in your wallet, maybe it's time to let your congressman know how you feel.



EDITOR-IN-CHIEF
Matt Weber
mweber@latitude3.com

ADVISORY BOARD
Rob Robillard
Larry Walton
Kathy Ziprik
Mark Clement

CREATIVE DIRECTOR
Wesley Glassco

CIRCULATION
Jennifer Pentecost

PUBLISHER
Jeremy Hollingsworth
jhollingsworth@latitude3.com

ADVERTISING SALES
Colby Burttram
cburttram@latitude3.com

Nick Dumas
ndumas@latitude3.com

ONLINE MEDIA ASSISTANT
Sonia Buchanan

BUSINESS MANAGER
Dusty Statham

SUBSCRIPTIONS
Customer Service
888-587-8911

PRESIDENT
Trent R. Boozer

EXECUTIVE VICE-PRESIDENT
Chad Gillikin

Extreme How-To is published by
LATITUDE3 MEDIA GROUP, LLC
2300 Resource Drive, Suite B
Birmingham, AL 35242
Phone 205.949.1600 • Fax 205.949.1601
www.extremehowto.com

Extreme How-To (ISSN 1540-5346) is published and distributed monthly to DIY home improvement enthusiasts by Latitude3 Media Group, LLC, 2300 Resource Drive, Suite B, Birmingham, AL 35242 (executive and editorial offices). All rights reserved. Neither this publication nor any part of it may be reproduced, stored in a retrieval system, or transmitted in any form or by any means, electronic, mechanical, photocopying, recording, or otherwise, without permission of Latitude3 Media Group, LLC. Subscriptions: U.S. and possessions: 1 year (9 issues - \$18.97); foreign, 1 year (9 issues - \$32.50) U.S. funds only. POSTMASTER: Send address changes to: Extreme How-To P.O. Box 4320, Oregon, IL 61061. SUBSCRIBER SERVICE: To order a subscription or change your address, write to Extreme How-To P.O. Box 4320, Oregon, IL 61061, or call 888-587-8911; or E-mail to ehtw@pubdmgroup.com; or visit www.extremehowto.com. To order back issues, call (205) 949.1603.

The information in **Extreme How-To's** editorial content is intended to explain and simplify home-improvement tasks. Tools, products, materials, techniques, building codes and local regulations change; therefore, **Latitude3** assumes no liability for omissions, errors or the outcome of any project. The reader must always exercise reasonable caution, follow current codes and regulations that may apply, and is urged to consult with a licensed professional if in doubt about any procedures. **Printed in the USA**

EXTERIOR COATED SCREWS MADE TO LAST

WITH ULTRA GUARD COATING - THE INDUSTRY LEADING
BRAND IN OUTDOOR CORROSION PREVENTION

OUR SCREW COATING'S
CORROSION RESISTANCE
IS TESTED USING A SALT SPRAY
TEST.

THE SCREW IS CONTINUOUSLY
SPRAYED WITH SALT WATER AND
OBSERVED UNTIL THE SCREW
SHOWS THE FIRST SIGN OF RED
RUST CORROSION.

THE MORE HOURS THE SCREW
LASTS DURING THE TEST, THE
MORE YEARS IT WILL LAST UNDER
NORMAL, REAL-WORLD
APPLICATIONS.



**ZINC
PLATED**

vs.

**ULTRA
GUARD**

36 hrs

3000 hrs



SHOP ONLINE
www.quickscrews.com
800.743.6916

Q: What's the best way to match a popcorn-textured ceiling when making a repair?

A: Home centers will usually carry a Popcorn Texture Patch product to blend with the acoustic ceiling texture when you need to disguise a repair. Some patching products are available in a spray can, but you

might get better results from a brush-on product that comes in a tub. The advantage of a brush-on product is that you can move the aggregates around on the ceiling, which enables you to adjust the texture to more closely replicate the popcorn pattern that surrounds the problem area. The brush-on patch is a latex-based product which you can coat it with a shellac-based primer to prevent staining.

NEW **HOWARD** Make Your Own Chalk-Style Paint



CHALK-TIQUE®



POWDER ADDITIVE FOR PAINT

- Turns any latex or water-based paint into chalk-style paint
- Gives paint a thick, creamy texture that adheres to any surface, covers easily, and allows for minimal prep-work
- Mixes with any color paint, for unlimited possibilities
- Special formula won't change the shelf life of the paint
- Chalk-style paint is easily distressed and/or waxed for an aged look
- Adds life to furniture and antiques that are beyond restoring
- Use chalk-style paint on wood, glass, ceramic, laminate, metal, fabric, etc.

DARK PASTE WAX **LIGHT PASTE WAX**

- The perfect follow-up to any chalk-style painted surface
- Dark wax shadows details and creates an antique look
- Light wax seals and protects, leaving a soft luster and rich glow
- Prolongs the life of all chalk-style painted surfaces with carnauba wax and beeswax
- Use on wood, glass, ceramic, laminate, metal, etc.












Call Us Toll-Free (800) 266-9545
Visit www.HowardProducts.com
To Find a Retailer in Your Area

Come see us!
Both 5519




Q: I have a metal handrail that has some rust spots, including an area at the bottom of the hollow post where the metal has rusted a hole completely through steel. I tried patching it with JB Weld, but the epoxy keeps falling into the hole. Do you have any advice on how to fix this?

A: To fix a small hole in a hollow rail post, sand away the surrounding rust and use a metal file to enlarge the hole just large enough to fit the nozzle of a can of spray-foam insulation. Spray a little expanding foam into the hole. The foam will expand inside the hollow post and squirt out the hole. Once it has cured, use a razor blade to cut the stiff foam flush with the metal post surface. Then, use the epoxy to cover the foam-filled hole. If you plan to repaint the handrail, it's a good idea to scuff-sand the epoxy surface so it will more readily accept paint.

Create Clean Lines In Your Yard With **STEEL EDGING**

- DURABLE POWDER COAT
- STAYS IN PLACE FOR YEARS
- EASY TO SHAPE AND INSTALL!
- LONG LASTING SOLUTION TO RETAIN MULCH, ROCK AND STONE

COLORS: Green, Brown & Black
Galvanized or Unpainted Available



14 ga. - 1/4" Thickness
4" - 6" Heights



Largest Manufacturer Of Commercial Grade Steel Landscape Edging

COL-MET®

AMERICAN MADE. AMERICAN STRONG.

colmet.com

©2017 COLLIER METAL SPECIALTIES LTD.

Q: I'd like to move a backyard shed about thirty feet to make room for a new deck. Is there a way to move it without renting heavy equipment?

A: You might be able to pull it with a truck, rolling the shed on long round poles that extend past the sides of the shed. First, jack up the shed and place two parallel long 2x6 boards beneath it to act as tracks. This job will

require three poles, and the first two poles should be placed beneath the shed perpendicular to the tracks, with their ends extending past the sides. Lay the third pole across the tracks parallel to the other two, but ahead of the shed in the direction you want to move it. Tie a strong rope around the shed and hitch it to the truck. Use the truck to tow the shed so it rolls off the first pole and onto the third pole. Extend the tracks with a couple more boards, then reposition the first loose pole across the tracks ahead of the shed, just like you had the third pole positioned. Repeat this procedure of rolling the shed, extending the tracks and repositioning the poles until you've reached the new site.

Your Healthful Home...Our Priority!



Mold Detection and Protection





5-Minute Mold Test

Results in as little as 5 minutes

- No need for costly inspectors
- Like no other DIY test on the market!
- Detects over 32 unhealthy mold species... including *Stachybotrys chartarum*
- Free professional consultation with positive result

AVAILABLE EXCLUSIVELY AT YOUR LOCAL



The helpful place.

Highly Effective Mold Killing Action and Lasting Protection

Spray Cleaner

- EPA Registered
- Innovative enzymatic formula
- Independently tested & proven
- Kills in minutes
- Months of lasting protection
- Safe for your family and pets
- Restores indoor air quality
- Anti-allergen
- 100% biodegradable





SAFE ON ALL SURFACES

Aerosol Fogger

- Hard to reach places
- No exposure risks
- Ideal for use in attics and crawl spaces
- Safe on all surfaces
- Sprays at any angle



Visit us at www.MyHealthfulHome.com

Q: How is polyacrylic different from polyurethane in for a woodworking finish?

A: Polyurethane is a widely used oil-based finish that creates a durable protective shell over woodwork once it's cured. Polyacrylic is the brand name of a Minwax water-based finish. Available in high gloss and satin finishes, it can be applied with a spray bottle or roller. Polyacrylic offers protection of the wood along with faster drying times. It's ideal for use on light wood surfaces like ash, maple and birch because it has no tint. It also works well over water-based wood-stains. Cleanup of Polyacrylic is easy with water and soap, and the finish is clear and does not have a yellow tint like polyurethane. Due to its runny consistency, you will need to apply very thin coats on vertical surfaces and watch closely for drips. If applied too thickly over dark colors it can give a milky finish. **EHT**

Its time to **SHADESCAPE**

Your Landscape™

FullWrap™ Beam Profiles

FREE

FullWrap™ Beam Profiles

\$1523.00 - \$1797.00

Valid on a ShadeScape® B,000 Series Kit (12' x 16' or larger). Not valid with any other offer. One coupon per structure.

OFFER CODE REQUIRED: ENT0517FW

Exp: 05/31/2017

Introducing
The



Series

★ MADE IN THE U.S.A. ★ By Western Timber Frame™

PERGOLAS • PAVILIONS • GAZEBOS • ARBORS • TRELLISES & MORE

Let's Start a New Project Together >

Call Today: (866) 984-9466 <

www.WesternTimberFrame.com

181 S 1200 E Lehi, UT 84043



Filling the Gaps

Pro Tips for Caulk/Sealant Success



By Tom Matthews

Caulk products serve a number of functions around the home, but it all boils down to filling gaps. Whether you're filling joints between two materials for aesthetic reasons or you're filling gaps in your home to prevent air or water infiltration, the application of the product is usually done in the same way.

Not all caulks are created equal, however, and you should pay attention to the properties of the product you purchase. These days, caulking products are made from a wide range of materials, including silicone, acrylic, siliconized acrylics, latex, co-polymers and more.

The easiest and fastest way to achieve a nice, crisp caulk line is to stop by the hardware store, purchase the cheapest acrylic caulk on the shelf, and lay the bead. These cheap caulks are easy to shape and easy to clean up (not sticky like silicone). In practically no time you can fill that crown molding joint and take a photo of your beautiful work. And it's a good thing you'll have that photo to remember it by, because within a year the caulk bead will likely dry out, shrink and develop unsightly cracks.

The problem lies in the cheap caulk's inability to stretch coupled with the the surrounding materi-

Elastomeric properties that allow the caulk to stretch and flex will help ensure the bead doesn't crack over time. Big Stretch is a water-based caulk/sealant that will stretch more than five times its original size.

al's tendency to expand and contract with moisture and temperature changes. The crown molding moves, the caulk doesn't, so the bead cracks, looks ugly, and you have to re-caulk it within a year.

To avoid this, choose a better caulk product. Rather than committing to memory the various



Sunstone Birch

More than 400 beautiful floors in stock and ready for you!

Millions of Americans have turned to us for the beautiful hardwood floors they've always dreamed of—at a low price they deserve. You can, too.

For the biggest selection, the lowest prices and highest quality flooring anywhere, visit your flooring experts at Lumber Liquidators.

**LUMBER
LIQUIDATORS™**
HARDWOOD FLOORS FOR LESS!

Call or go online for a
FREE CATALOG today.

Hundreds of stores nationwide | 1-800-HARDWOOD | lumberliquidators.com

chemical names for ingredients, pay attention to the indications on the label. Look for words like "elastomeric" and "flexible" which means the bead will bend and

stretch in lieu of breaking when the surrounding substrates move. The company Sashco makes a water-based caulk/sealant called Big Stretch that will twist, bend,



Lexel is a high-performance sealant that will even stick to wet surfaces.

compress and stretch more than 500 percent of original size.

"Adhesive" is another good characteristic for caulks, especially for application to substrates that are difficult to stick to. If a bead pulls away from the substrate, then the seal has failed, so adhesion is very important.

A high-quality caulk/sealant such as Lexel, which is essentially a liquid rubber, will even stick to wet surfaces.



The makers of Gorilla Glue have a new 100-percent silicone Gorilla Clear Sealant that is waterproof, mold and mildew resistant, won't yellow, shrink or crack, and is ready for water exposure in just 30 minutes.

BIGFOOT SYSTEMS® The Original.

Be Secure. Choose the Right Footing for the Job.

Safety and liability issues face construction professionals and do-it-yourselfers daily. Recent deck failures and improper installation of footings have prompted building code changes across North America. These upgraded codes are rigorously enforced. Check your local requirements and use the right size footings for the job. Reduce risk of liability. Increase safety now and in the future.

Bigfoot Systems offers sizes that will fit all 6" to 18" construction tubes.

Please visit our website to view all Footing Form sizes.

ES Canadian Construction Materials Centre

bigfootsystems.com **1-800-934-0393**

Beautiful Wood Made Easy!



"Please tell your customers it's so easy that a 68 year old woman can do it!"

Dotty Brown
Former editor at the Philadelphia Inquirer and author of "Boathouse Row: Waves of Change in the Birthplace of American Rowing"

Visit www.armclark.com to learn more about wood preparation and stain application, including downloadable tips & advice

Unlike waterborne acrylic and many other oil based stains, Armstrong-Clark oil based wood stains do not peel or crack. Stripping and sanding is not required for maintenance coats. Our stain can be applied in direct sunlight and the heat of the day without becoming sticky. Wiping is not required during application. Simply put, Armstrong-Clark oil based wood stains are just "so eeeaaassyyy!" to use.

Ask your local independent hardware or paint store for
Armstrong-Clark wood stain

(not sold in big box stores)

BACKED BY SEVEN
GENERATIONS OF
EXPERIENCE IN THE
FIELD OF WOOD
PRESERVATION

VOC compliant
in all 50 states



Long Lasting, Easy to Apply, and a Breeze to Maintain

www.armclark.com
800-916-8211



"Waterproof" sealant is what you'll need for exterior applications, and "Mildew-resistant" is a crucial characteristic of visible caulk used around moisture-prone areas such as showers and bathrooms.


If you plan to paint the caulk bead, then look for "paintable" on your product package, because not all sealants will hold paint. Although silicone has long been a standard sealant for exterior doors and windows due to its elastomeric properties, conventional silicone sealant will NOT accept paint, and the paint will simply bead up and bleed off the surface. "Paintable" caulks, however, will readily accept a new topcoat in your choice of color.

Another note about silicone sealant: It tends to yellow over time. So if you don't plan on painting the



Standard silicone won't accept paint, which will simply bead on the surface without sticking.

If painting the bead, make sure your choice of product advertises its paintability like the bead of Lexel shown here.







Professional Grade Stain for Professional Results

• No Laps • No Runs • No Streaks • No Back Brushing

Protect, beautify and prolong the life of any outdoor project with Ready Seal, the professional grade stain and sealer in one. Ready Seal goes on with no laps, runs or streaks and no back brushing for perfect results, every time. Available in one and five gallon cans.

MAHOGANY - 130

DARK WALNUT - 125

REDWOOD - 120

GOLDEN PINE - 110

LIGHT OAK - 105

NATURAL CEDAR - 112

PECAN - 115

ORDER ONLINE OR BY PHONE
www.readyseal.com | 888.STAIN4U
 "The Product of Choice by the Professionals™"





arke[®]
fontanot


SPIRAL STAIRS AND MODULAR STAIR CASE KITS

AVAILABLE THROUGHOUT THE USA, ARKE SPIRAL AND MODULAR STAIRCASE KITS CAN BE BUILT IN A DAY BY THE AVERAGE DO-IT-YOURSELF HOME ENTHUSIAST.

The OAK 70.XTRA ▶

The Oak 70.XTRA is an adjustable premier series spiral staircase that features solid Oak wooden stair treads and landing to complement and add style to any interior living space. Surrounding the full length of the staircase, the horizontal balusters and railing design is visually unique when compared to the traditional vertical baluster design of most stairs. The staircase can be easily installed by the homeowner in a single day using common household tools. The Oak 70.XTRA is available in 2 diameter sizes and is available in 2 choices of color...Hi-Gloss Black and Hi-Gloss White.

- Standard kit includes 12 oak wood stair treads, a landing, a complete handrail, and all necessary hardware and connectors.
- Diameters available include a 5 ft. 3 in. model and a 4 ft. 3 in. model.
- The height range for the standard kit is adjustable from 8 ft. 3 in. to 10 ft. 2 7/8 in. and with additional components, can be installed to a maximum height of 11 ft. 9 5/16 in.
- Powder coat finished painted in either Hi-Gloss Black or Hi-Gloss White.
- Can be installed in a clockwise or counterclockwise rotation.
- Stair treads and landing are made of solid Oak wood with a natural stain and a polyurethane protective coating.
- Balcony rail kits are available in matching color and horizontal baluster and railing design.
- Handrail is manufactured from an aluminum core surrounded by a soft PVC cover to allow the handrail to be curved at the time of installation to accommodate the radius of the staircase.
- Rise between stair treads is adjustable from 8 3/8 in. to 9 1/4 in.
- Interior installation only.
- A complete installation guide is included in all kits and an installation video is available upon request.
- Homeowner should consult with local building department concerning building codes prior to purchase.



(888) 782-4758

arke[®]
fontanot

www.arkestairs.com



Although some caulks are paintable once they've been applied, a product like ExactColor takes it to the next level.

You can mix normal latex paint in your choice of color into the ExactColor cartridge to integrate the color into the caulk.



**RUGGED,
ACCURATE AND
EASY TO USE**

NEW!
**WHEEL MASTER
DIGIROLLER™ PLUS III**
DIGITAL MEASURING WHEEL

- Handle-mounted controls means no stooping, bending or squinting
- Measures up to 9,999,999 feet, meters, yards or inches
- Measures and calculates length, width, height, area, perimeter and circles
- Glove-friendly TrueTac™ buttons

Model 6575

CALCULATED INDUSTRIES

Call 1-800-854-8075 or visit calculated.com to learn more about the **NEW** DigiRoller Plus III.

2 YEAR WARRANTY

sealant, then make sure it has "non-yellowing" properties to maintain the look of the bead.

And, as the old saying goes, "you get what you pay for." Cheaper caulks are less expensive because they're formulated with inferior ingredients that don't offer the properties that will keep the caulk performing well and looking good over time. So if you skimp on the cheap stuff, you'll soon be reapplying the product or else living with some ugly joints around your house—neither of which you had in mind when applying the caulk in the first place.

PRO TIPS FOR CAULK APPLICATION

Surface Prep. To remove a grungy bead of silicone for replacement, cut through each

BUST RUST...

with the Original PB B'laster Penetrant. It saves you time and money by breaking free rusted or corroded parts. So, now you can take your weekend back.

You're welcome.



Makers of PB B'laster, the #1-selling penetrant since 1957, B'laster comes from a place that demands the toughest solutions. As Rust Belt Warriors, B'laster products are born from professional applications where only the strongest survive and are formulated to penetrate, lubricate, loosen, overcome, fix & conquer each job.



www.BlasterCorp.com



For bathroom applications or anywhere the caulk/sealant will be prone to moisture exposure, choose a product that is marketed as "mold and mildew resistant."

side of the bead with a utility knife and pull it away by hand. To remove any remaining sealant, scrape it with a paint scraper held at a shallow angle. If no sealant is in place, clean the surface of any dirt, dust, grime or oil that would prevent the sealant from adhering. Scrub the surface with mineral spirits and an abrasive pad to get rid of any residue prior to applying the caulk.

Cut the Nozzle Correctly.

Most pros bypass the nozzle cutter of a caulk gun in favor of using a utility knife to start a new cartridge. The razor blade slices smoothly through the plastic without clamping it. The clamping action of a caulk-gun cutter can distort

the nozzle opening, which can then impede application of the product. Cut the cartridge nozzle at a 45-degree angle with an opening size of 3/8 inch. For the same reason, cut the nozzle of squeeze tubes with a utility knife while holding the crimped end of the tube vertically. Lay the bead parallel to the 45-degree nozzle.

Backer Rods for Big Joints.

To seal a joint larger than 1/4-in. wide, use a foam backer rod as a filler before applying the caulk. Less expensive than caulk, the rods provide a cheaper way to fill the empty space than using caulk alone. Plus, when caulk is applied over a backer rod, it forms an "hourglass" shape with two

STOP FLOOR SQUEAKS

In Carpeted, Hardwood and Linoleum floors with **Squeeeek No More®**



Available at participating Big Box and Hardware stores



The **Squeeeek No More®** kit stops floor squeaks through carpeted floors using a special screw that passes safely through the carpet. When used on hardwood floors, the screw breaks 1/5 of an inch below the surface of the floor. A small hole is left that can be easily concealed with wood filler.



SCAN TO WATCH VIDEO

O'Berry Enterprises, Inc.
800-459-8428
patrick8742@yahoo.com
5306 Business Parkway
Ringwood, IL 60072
www.floorsqueaks.com

Finely Crafted
STAIR PARTS

IDEAL
stair parts

1-800-823-1124

www.IdealStairParts.com

EST 1928

WOODCRAFT®

QUALITY WOODWORKING TOOLS •
SUPPLIES • ADVICE®



NEW

Paint And Stain Just
About Anything With
The HOMERIGHT®
Finish Max Fine
Finish HVLP Sprayer!

HORIZONTAL SPRAY PATTERN	VERTICAL SPRAY PATTERN	CIRCULAR SPRAY PATTERN
90° 	180° 	45° 

We say anything because we sprayed undiluted chalk paint, and while we can't recommend you do that, the sprayer does have the power to do it. The Finish Max will handle any solvent – or water-based product – latex paint, milk paint, chalk paint, furniture paint, stains and finishes. Features include precision volume control and adjustable spray pattern, plus it comes with a viscosity cup, cleaning brush and the best instructions we've seen for getting the most from your sprayer. It's easy to set up, use and clean and comes with a manufacturer's Two-Year Warranty. For painting furniture, we recommend using the HomeRight Large Spray Shelter (162467); for smaller accessories use the Small Spray Shelter (162466).

- 162465 Finish Max HVLP Sprayer (Shown)
- 162466 Small Spray Shelter
- 162467 Large Spray Shelter (Shown)

HOMERIGHT®



For A Free Catalog Or To Find Your Local Woodcraft Store, Visit woodcraft.com Or Call 800-225-1153.
For Information On Woodcraft Retail Franchise Opportunities, Visit woodcraftfranchise.com 17XT05P

large areas of adhesion at the sides of the joint. The hourglass shape of the caulk bead stretches to withstand joint movement better than any other configuration.

Caulk a Bathtub. Don't grout a bathtub—caulk it. When caulking

A common complaint about caulk guns are the drippy messes caused by a leaking nozzle. Solve this by using a "dripless" gun. The new 26:1 thrust ratio ETS9000 advanced composite caulking guns from Dripless, Inc.

is made to gun the thickest material with no strain on the fingers, wrist or hands. Before the ETS9000 came to market, the tools that did this same job weighed and cost twice as much.



DO IT! YOURSELF
 High Performance . Low Odor
 Environmentally Friendly
 Ultra Low VOC's
 Heat Reflective

D100
SAVE 20%
 Use the discount code **SAVE20NOW**

More info at www.aqua-diy.com

AQUA DIY

RESTORE or REFINISH
 your PVC Windows

Water Based
COATING SYSTEM

Don't replace your windows...
Paint Them !

Make the old look new again or match existing white windows to newly purchased coloured ones. **Revitalize at a low cost.**

Now there's an option!

Aqua DIY's **D100** coating is a proven solution , with over 20 million "in factory" coated windows over the past 20 years, success is Guaranteed .

AA
MA
 American
 Architectural
 Manufacturers
 Association



DIYHomeCenter.com

SHOP WITH CONFIDENCE
SAVE ON BRANDS YOU CAN TRUST



Delivered Right To Your Door
MOST ORDERS SHIP FREE

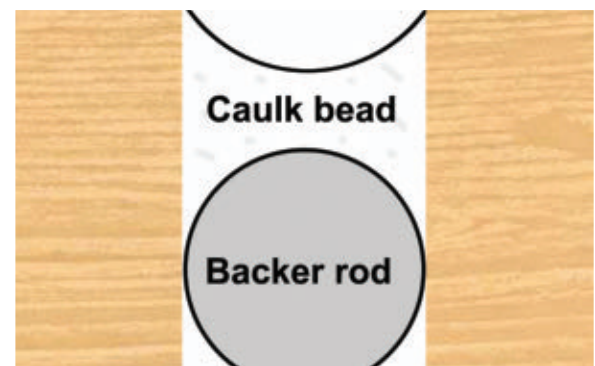
(888) 349-4660
DIYHomeCenter.com



Don't waste good caulk by pouring it into a large gap. For gaps larger than 1/4", first use a foam backer-rod to fill the space.

The hourglass shape of the caulk bead when used with a back-rod will stretch to withstand joint movement better than any other configuration.

a bathtub, first fill the tub with water. The weight will pull the tub downward, maximizing the size of the joint. Apply a flexible, waterproof caulking along the edge of the tub in full contact with both vertical and horizontal surfaces. This prevents future stress and cracking of the caulk joint. **EHT**



THE ULTIMATE FASTENERS

SINCE 1999

As a contractor, builder or do-it-yourselfer, you're involved with a wide variety of projects from remodeling, cabinetry, trim work and framing, to decking, siding, gutters, fences, windows, doors and whatever else comes along. All these jobs require our **Ultimate Fasteners!**



HOLDSaBIT
Bit Holder
Fits all full-sized cordless drills & drivers! Save time & frustration!

SCREW-PRODUCTS.COM



TOLL FREE: 1.877.844.8880
Free Catalog Download From Our Website

Deck Building SOLUTIONS


The answers for a long lasting, more beautiful deck.

Hidden Deck Fasteners

The Hidden Link
HIDDEN DECK FASTENING SYSTEM

SHADOE TRACK
— The Ultimate Deck Fastening System —

Mantis
DECK CLIP SYSTEM




Composite Deck Screws

You want
this...



No More Mushrooms!

NOT
this...



Contact us to see how
we can help you
increase your profits

Sure Drive U.S.A.
634 Reese Drive
Conover, North Carolina
1-866-767-1850
1-828-468-1088
Fax 1-822-469-1080
www.suredrive.com

UPGRADE TO A GLASS SHOWER

By Sarah Green Carmichael • Photos By Ben Carmichael Photography

If you've redone a bathroom lately—or even taken a peek inside a home design magazine or coffee table book—you know that one thing many desirable modern bathrooms have are frameless glass showers.

When we were redoing our upstairs bathroom, we knew we wanted to upgrade from an old tub-and-shower-curtain configuration to a walk-in all-glass shower. Given how beautiful and popular these showers are now, we knew it would add significant value to our home. Like adding a chef-quality stove or a walk-in closet, a gorgeous frameless shower door is an instant upgrade and a smart investment.

EASIER TO CLEAN

I was also done with the mess and fuss of shower curtains. Just flat-out done. In my younger, singler days, it didn't feel like such a big deal to keep the bathroom clean. Every now and then I'd just wipe down a few surfaces, run the toilet brush around the bowl, and be done.

But now that there are two of us using the shower—and one of us is a pretty hairy man (hint: it's not me)—there's a lot more involved. I dreaded having to take the shower curtain and liner down, wash them, dry them, and rehang them. (The only thing more cringe-inducing was accidentally touching the grody side of a shower curtain that had gone too long without a wash. I mean, I'm naked in there! I'm vulnerable!)

*Create a
spa-like
sense of
open space.*





Before: overview of bathroom showing corner shower and curbing.

Cleaning our new glass shower door is a snap in comparison. I've heard some people complain that glass showers are hard to keep clean, and indeed, in a previous house with a different brand of shower glass, we did have a shower that hadn't been well-cared for and was covered in hard-to-remove soap scum. But this hasn't been my experience at all with our new Basco shower door. It came pre-treated with AcuaGlideXP, a coating that protects the finish of the glass and makes it resistant to soap scum and water marks. (It comes with a 10-year warranty.) Once a week, I

just spritz the glass with the company's Maintain spray and rub it dry with a micro-fiber cloth.

MAKES A SMALL ROOM FEEL BIGGER

I also knew that an all-glass shower would help our bathroom

feel bright and airy. Old houses contain a lot of mysteries, and one of the mysteries of our 1860 New England home was that the upstairs bathroom had been divided into two small rooms, making the space feel very cramped and dark. Resolving this involved a ton

The installer measures prior to installing the bottom U-channel for the fixed side glass panel.



**All Surface
(All Purpose)
ALL GORILLA.**



All Surface. All Purpose.

- ✓ Subfloor
- ✓ Decks
- ✓ Masonry
- ✓ Foamboard
- ✓ Brick
- ✓ Fiberglass
- ✓ Mirrors
- ✓ Drywall
- ✓ Granite
- ✓ Stone
- ✓ Tile
- ✓ Painted Surfaces
- ✓ Landscaping
- ✓ Tub & Shower
- ✓ Wet Surfaces
- ✓ Laminate
- ✓ Aluminum
- ✓ Plastic
- ✓ Trim/Paneling
- ✓ Metal
- ✓ Caulking
- ✓ Ceramic
- ✓ Concrete
- ✓ And More!

UPGRADE TO A GLASS SHOWER

of work, time and expense—pushing one wall back, and tearing out another wall, moving a washer-dryer unit to the basement, and so on. Rebuilding an enclosed shower

would have just undone all the work we'd done to open up the space.

An all-glass shower enclosure was the perfect solution—a popular

THE BEST PORTABLE TOOL STORAGE AVAILABLE



**Water
Resistant**

Lockable

**Rolls
Anywhere**

Stop Lifting and Start Rolling!

- High volume tool storage and transport
- Takes the work out of carrying tools and parts
- Double wall polyethylene durability
- Store - Lock - & Roll tools and supplies to the job **IN ONE TRIP!**

1-800-KADDIES (523-3437)

WWW.KADDIES.COM



The U-channel installs with #8 1-1/2" SS screws and anchors.



A laser helps to lay out the U-channel and vertical fixed glass panel locations.

upgrade that would be easy to keep clean and leave the space feeling, well, spacious. To maximize this open feeling, we chose to go with clear glass, but Basco does offer an array of textured glass options if clear glass would leave you feeling too exposed.

The frameless glass of the Thinline collection does the trick of keeping the room feeling sunny and open. There's more glass (and thus more light) and less metal. I love how now, when I wake up in the morning, I have natural light streaming into the shower. It's almost as good as a cup of coffee for waking up faster.

5 TIPS FOR SELECTING A GLASS SHOWER DOOR

1. Shower enclosures come in a variety of sizes and can be customized to fit your space. Most manufacturers offer a Measuring Guide that shows how to measure your application for their specific product line.

2. Door options for glass showers include both swing and sliding enclosures. Consider the space limitations of the bathroom before selecting a door that swings outward.

3. Glass options are available as well, including the 1/4" thick glass with polished edges, as well as 5/16", 3/8" and 1/2" heavy glass in a variety of patterns and styles. Privacy glass patterns are also an option, available in obscure, rain, fluted, silk and other patterns that limit visibility.



4. Know your terms. "Frameless" showers will have minimal amount of framing around the door and panels for support. "Semi frameless" may have framing around the entire opening but not around the actual door panel itself. This will vary from model to model. All shower doors require a minimal amount of framing or hardware to ensure support.

5. Frame finishes also come in several options. Homeowners and interior designers usually select the shower door finish to match faucets or fixtures.

With AlligatorBoard METAL PEGBOARD, you get much more!

Easy to install with included hardware

Heavy-duty 20 gauge steel won't rust


Holds up to 90 lbs when mounted on studs

Built-in flanges let you mount directly to any wall

Unique strength-reinforcing dimpled holes accept standard hooks

Open corners make it easy to run speaker wiring or extension cords behind mounted panels

More choice too! Powdercoated colors, stainless, diamondplate and galvanized panels available.



Come see us at the National Hardware Show, May 9-11, 2017, Booth # 8133!

To learn more, go to:
www.alligatorboard.com



AlligatorBoard
325 Windy Point Drive
Glendale Heights, IL 60139
Phone 866.338.8000
Fax 630.942.0500



UPGRADE TO A GLASS SHOWER

A SPA-LIKE FEELING AT HOME

The shower door we installed is, as Goldilocks once said, "just right." The 3/16-in. glass feels thick and solid for a luxurious, spa-like experience. It sounds a little silly to say that, but when we show off our new bathroom to friends and relatives—yes, we've become those people—more than one has blurted out, "Oh my God, it's like a spa!" I don't think they're just trying to be nice.

Special suction cups are used to carry in the fixed glass panel..



starfastenersplus.com

STARfasteners PLUS!
Building Connections!

The Right Screws for Your Kitchen and Cabinetry Jobs!

(1) #10 Cabinet Screws (2) #7 Modified Truss Head Screws
(3) #7 x Finish Head Screws (4) Coarse & Fine Thread Pocket Screws

Finish up that kitchen and cabinetry project faster using our **Star Drive Fasteners!** Less work with less effort in less time! Convenient packaging makes it even easier!

Special May - June 2017 Additional 2% off all orders over \$200. Use promo code **savemore** at checkout.

Free Bit Included!

Free Shipping
On Orders Over \$60
Delivered in the Continental USA.

360.874.6642
Visit us online for current specials!
starfastenersplus.com

Plan Station

Being organized is the key to building a great project. Whether you're remodeling or building new, Plan Station helps you **WORK LIKE A PRO.**


- No more makeshift tables
- Easy setup and portable
- Hangs on 48" centers
- Great for your shop or garage

ORDER AT: planstation.biz



Installing door hinges: The glass cut-outs are larger than the screws, allowing adjustment for a 3/16" reveal on both sides of the door.

The installer aligns the 72" high glass panel with the top wall clip.



Space-Saving Workbench/Table

Model FB2632 (26" x 32")

RATED UP TO 250 LB LOAD



- Folds up quickly against wall. Takes up no floor space.
- Easy attachment to 16" and 24" O.C. wall studs.
- Heavy gauge, anti-corrosive steel.
- Ideal for garages, utility rooms, laundry rooms, tool sheds, kitchens and utility trailers.
- Mounting hardware included.


Shop.tjernlund.com or available on Amazon through Professional Grade Products (search "Model FB2632")



Tjernlund Products



Burning Barrels



- Safely and thoroughly incinerate yard and non-hazardous household waste, as well as outdated financial documents.
- Constructed of heavy-duty gauge stainless steel for long-lasting service under extreme heat conditions.
- Side and top vent promotes fast, thorough incineration and lid effectively confines flying embers.

Shop.tjernlund.com or available on Amazon (Search "Professional Grade Products burn barrel")


**Clogged Filter? No Suction?
Hard to Empty? Dusty Mess?**



Not Anymore!

Here's the Solution!

Captures 99% of the waste *BEFORE* it reaches your wet / dry vacuum.



Dust Deputy

Vac Not Included

Made in the USA

Pays for itself in filter savings alone!



Dust Collection Since 1993.

www.oneida-air.com

**UPGRADE
TO A
GLASS
SHOWER**

The heavy hinges glide super-smoothly, giving the door a high-quality feeling. We went with a chrome finish for the hardware, to match the chrome of our American Standard plumbing fixtures, but Basco also offers a wide variety of other hardware finishes, including oil-rubbed bronze and brushed nickel.

The installation team did such a nice job that the door hangs perfectly. It will easily swing open and shut, and is so well balanced that it will stay wherever we put it, partially open or partially closed. This prevents



The glass panel is checked for plumb prior to installing the hinged door.



The stationary glass panel is secured to the wall.



Silicone is applied to the vertical glass panel.

remodeling
SHOW

deck
EXPO

JLCLIVE
RESIDENTIAL CONSTRUCTION SHOW

THE PREMIER TRADE EVENTS FOR RESIDENTIAL BUILDERS AND REMODELERS

NASHVILLE 2017

EXHIBIT HALL October 26–27

CONFERENCE October 25–27

Music City Center Nashville

Remodeling Rocks

The most anticipated trade event of the year for residential remodelers, contractors, home builders, architects, designers, and other construction pros is headed to Nashville in 2017, and you won't want to miss it!

See the hottest products, learn the newest building techniques—both on the show floor through our LIVE installation clinics and manufacturer-led product demonstrations and within the R|D|J Conference Program—and network with fellow tradesmen!

SAVE THE DATE

Registration Opens in June!

Use Promo Code **EHT** to receive your FREE Expo Pass

www.RemodelingDeck.com

Remodeling
Show Sponsor



DeckExpo
Sponsor



Official
Publications

remodeling deck builder



BACKYARD
LIVING

UPGRADE TO A GLASS SHOWER

any surprise door-hitting-you-on-the-way-out moments. (I liked the modernity of the swinging door, but Basco also offers more traditional sliding-door options if that is your preference.)

I love our new bathroom, and I hope we won't be moving anytime soon. But I also like knowing that the upgrades we chose have added long-term value to our home. **EHT**

ShopBot's Line-up of Desktop CNC Tools

Power and precision in a small package.

Over the course of 20+ years, we've grown our array of CNC solutions to serve the production requirements of any size shop. Whether on a job site, the production line, or in your garage, ShopBot has a CNC solution for you. Our tools are great for an endless variety of cutting, drilling, and carving operations—and have the ability to do in a variety of materials: wood, MDF, plastics, foams, vinyl, and aluminum.

Handibot® Smart Power Tool

The innovative power tool you can take anywhere and run from any WiFi-enabled device. Use it to perform precise and easily repeatable CNC operations— all at the press of a button!



ShopBot Desktop

An affordable, award-winning CNC powerhouse, delivering incredible precision in a small footprint. Work area of 24" x 18." Runs on regular household power.



ShopBot Desktop MAX

The same power and precision as our popular ShopBot Desktop, with a work area of 36" x 24", plus a removable tool bed for end-machining applications. Runs on regular household power.



See our full line of CNC tools, from portable to 4'x8' and larger, at shopbottools.com

We make the tools for making the future.

ShopBot®
888-680-4466 • ShopBotTools.com




The shower curb is pre-drilled for the shower door pivot hinge.



The door and hinge are aligned with the adjacent fixed glass panel.



Blue tape holds the U-channel in place during dry fitting and layout.



A spring clamp helps hold the door in place until installed.



The U-channel is screwed to curbing and then sealed with silicone.



Silicone is applied to all interior edges of glass and U-channel.



These 90-degree brackets secure the fixed glass panels together.



Finally, the installer tightens the shower door handle.



After: Shower glass enclosure system installed.

**Keeps Paint Out.
Keeps Lines Sharp.®**

FrogTape® is the only painter's tape treated with PaintBlock® Technology. PaintBlock® forms a micro-barrier that seals the edges of the tape, preventing paint bleed. Visit frogtape.com to see PaintBlock in action, get painting tips and more!







FROGTAPE
 Keeps Paint Out. Keeps Lines Sharp.


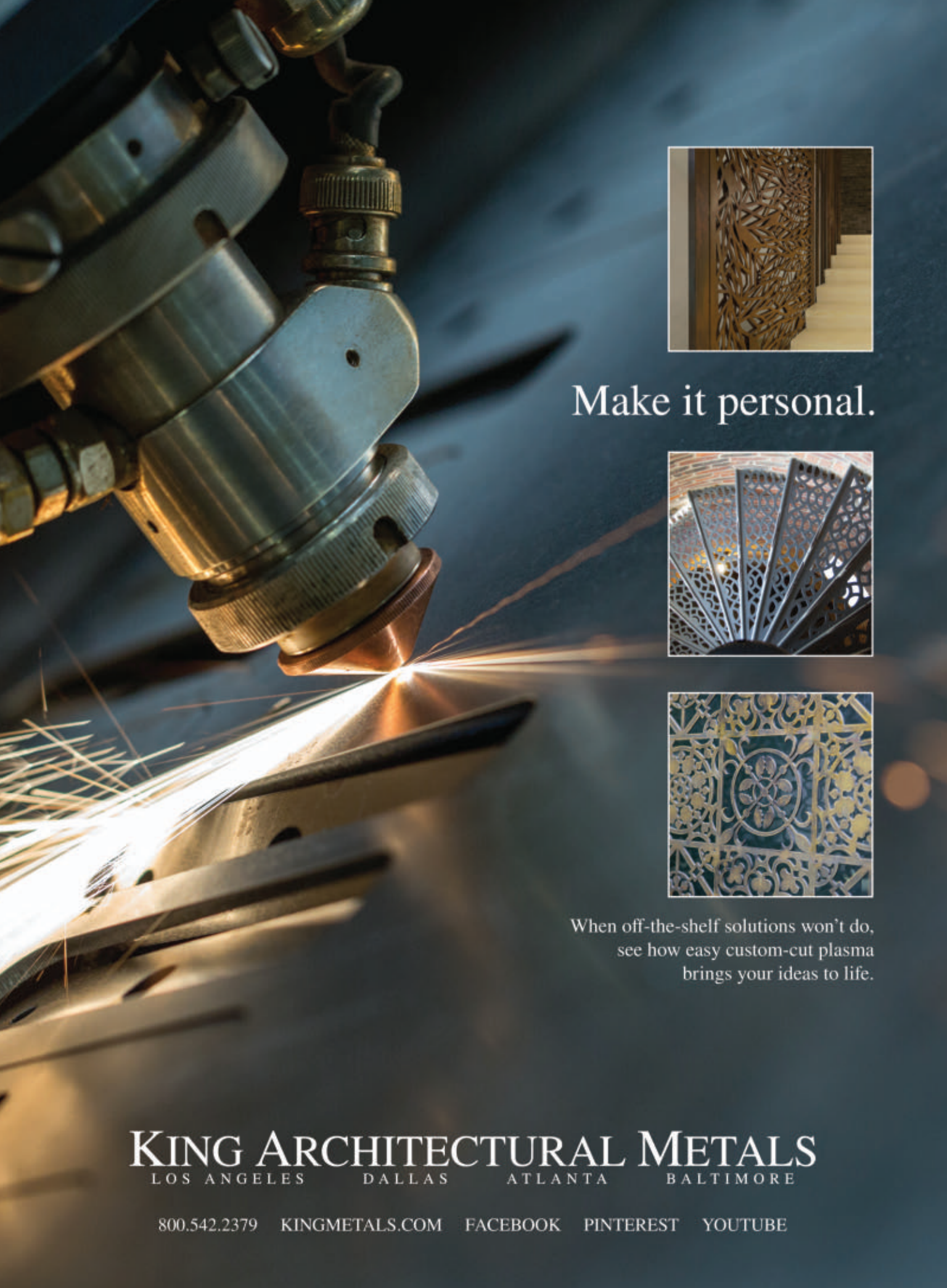
©ShurTech Brands, LLC 2015-60206




2017

NATIONAL HARDWARE SHOW PREVIEW

Scheduled for this May in Las Vegas, Nevada, the 2017 National Hardware Show is the prime place for face-to-face networking between manufacturing companies and home-improvement retail outlets who are seeking new products. It's also a great opportunity to catch a sneak peek of the cool tools and gadgets soon to stock the shelves of your favorite hardware store. In case you can't make it to Vegas this year, we hope you enjoy this preview of hot items to be exhibited at the show.



Make it personal.



When off-the-shelf solutions won't do,
see how easy custom-cut plasma
brings your ideas to life.

KING ARCHITECTURAL METALS
LOS ANGELES DALLAS ATLANTA BALTIMORE

800.542.2379 KINGMETALS.COM FACEBOOK PINTEREST YOUTUBE



ALLIGATORBOARD


Syr-Tech manufactures AlligatorBoard metal pegboard to the highest standards from heavy-duty, 20-gauge steel in the company's Glendale Heights, Illinois headquarters. AlligatorBoard is stronger and more durable than ordinary pegboard and comes in 16-, 32- and 48-in. long by 16-in. wide panels, and 3-in. wide strips and shelves. Backed by a 5-year limited warranty, AlligatorBoard is compatible with standard pegboard hardware and quickly and efficiently organizes garages, workshops and more. AlligatorBoard won't rust and is magnetic, featuring special, strength-reinforcing dimpled holes that will hold up to 90 lbs. when mounted on studs. With built-in 5/8-in. flanges, it's designed to install easily on any wall using the included mounting hardware. AlligatorBoard is available in several finishes: galvanized steel, eight powder-coated steel colors, 300-series stainless



steel, 400-series stainless steel (attractive shine), and polished Diamond Plate aluminum tread plate. Specialty pegboard packages include the FinishLine black and white checkerboard and American Flag kits. Also, check out the new Wall on Wheels (W.O.W.) carts—mobile versions of AlligatorBoard designed to eliminate the need to carry parts and tools back and forth between storage area and workspace. Visit booth 8133 or alligatorboard.com.

PLAN STATION

The Plan Station is a portable hanging desk that provides an instant and efficient place to work like a pro, whether you're building on site, in your workshop, home office, or anywhere you need portable workspace. Made of lightweight yet durable nylon, the Plan Station is easy to set up with two heavy-duty hanging rings



placed 48 inches apart. Simply install two sheets of 24×48×5/8-in. plywood into two pockets, hang it on a wall, open it up, and you have an instant workspace large enough to accommodate a set of blueprints and complete with a variety of storage compartments, and even a drink holder. The Plan Station quickly folds up and out of the way for easy storage. When closed it is the size of an artist's portfolio and is easy to transport with the padded handle. Visit booth IS332 or planstation.biz.

MAX CASES

Max Cases from Plastica Panora are IP67 certified tough, durable and reliable. They may be used in a variety of applications



including photography, scuba diving, hunting, fishing, tactical, and manufacturing. These cases offer superior protection from elements, water, dust and impacts. Choose from a wide range of sizes and configurations. See the full lineup of cases at www.plasticapanaro.com or visit booth 8058.

CALIFORNIA AIR TOOLS

The California Air Tools Ultra Quiet & Oil-Free Air Compressors are engineered with the latest technology to provide high quality, reliability and longevity. The oil-free dual piston pump system allows the air compressor to work more efficiently, creating less noise and less wear for a longer



pump life. The compressors range from 1/2 to 4 horsepower with air tanks from 1 to 60 gallons. The California Air Tools is one of the only manufacturers with lightweight (rust-free) aluminum air-tank models for easy transporting. Visit booth 7639 or www.californiaairtools.com.

CLEAR GORILLA GLUE

Visit the Gorilla Glue booth this year to learn about the newest additions. You'll (have to look really hard to) see the new crystal Clear Gorilla Glue that boasts equal strength, simplicity and versatility to original Gorilla Glue without the foaming expansion.



You can also try the new Gorilla Silicone Sealant cartridges. You'll confidently tackle your door, window, kitchen and bath projects with one product. The all-purpose sealant family is 100-percent waterproof, mold/mildew resistant, and shrink and crack proof. Visit booth 4715 or gorillatough.com.

MR BEAMS WIRELESS LIGHTING

Wireless lighting leader Mr Beams offers several new products with higher lumen outputs, bold designs and even easier wireless installation and operation. The High Performance Security Light, available in both a NetBright version and standard version, provides 500 lumens of battery-powered light with two adjustable heads and easy installation anywhere in less than five minutes. The NetBright model contains NetBright technology that allows the lights to communicate with each other, so when one light detects motion, all others on the network activate. At 300 lumens,



the UltraBright Ceiling Light is the brightest indoor light in the lineup with a modern design and soft diffuser that provides a wider coverage area ideal for large closets, showers, hallways and sheds.

The MB360XT Next Generation Spotlight features a lumen and design upgrade from the previous model with brighter, bolder outdoor lighting that provides 200 lumens and with a reflective face

See us at the National Hardware Show
in Las Vegas May 9-11, 2017
Booth 5031





Partner with BLUE BEAR
for all your renovation plans.






MASTIC REMOVERS

- No Petroleum Solvents
- Virtually No Odor
- Safe for use in occupied spaces



PAINT STRIPPERS

- SAFER! No Methylene Chloride
- Removes Multiple Layers with ONE Application
- Made with 100% American-Grown Soybeans



CLEANER & DEGREASER

- Cleans Grime, Oils, and Grease
- Heavy-Duty Formula
- Tough on Stubborn Dirt

See Our Full Line of Products
Visit: www.franmar.com or
Call: 800.538.5069



Made in the USA





to create a 50 percent wider coverage area. Other 2016 Mr Beams product launches include two additions to the night light family: the Amber Stick Anywhere Light, which emits a soft amber light that has been shown to be less disruptive to sleep than traditional white night lights; and Stand Anywhere Light, a no-installation light that adds safety around the home. Mr Beams also launched the Slim Safety Light, a unique lighting solution for above doorways and other cramped areas. All lights contain motion activation, auto shut-off and a light sensor to help prolong battery life. Visit booth 2111 or mrbeams.com.

DRYLOK E1 EPOXY CONCRETE FLOOR PAINT

From repair to beautification of all kinds of masonry, there is a DryLok solution. DryLok E1 one-part Epoxy Concrete Floor Paint is an alternative beautification product replacing messy 2-part components. Pop the lid off DryLok E1 and start applying with a brush or roller to achieve a showroom finish



for both industrial and residential use. DryLok E1 is tintable to 12 colors, and ready-mix colors are available in two popular grays. The surface resists hot tire pickup, chemicals, oil, grease and gasoline stains, and the product is easy to maintain, store and touchup and cleanup. Visit booth 5921 or ugl.com.

BETTERVENT

The BetterVent is a new kind of indoor dryer vent that's in a class all its own. Made in the USA by ADR Products, BetterVent's patented double filter design does not use water, is easy to clean and maintain, and filters the dryer



exhaust free of lint dust. It protects indoor air quality and saves energy. The BetterVent is easy to install, and because it is located close to the dryer, the shorter transition duct line will also shorten most drying times. The patented "Safety Exhaust Flap" alerts the user of the need to change the filter, which can be vacuumed to extend its usable lifetime. Replacement filters are available in packages of six. Visit booth IS306 or adr-products.com.

YARDMAX POWER PRODUCTS

YardMax is setting a new standard for high-quality outdoor power equipment. New to the product line are the power wheelbarrow and trackbarrows—designed to make easy work out of the biggest jobs. The YardMax Power Wheelbarrow offers self-propelled, all-wheel drive and provides optimal handling for stability across uneven, muddy and wet ground. Operators can navigate safely to move and dump up to 660 lbs. of material using the



two-position enabled controls. Additional features include zero-turn radius, multi-speed heavy-duty transmission (3 forward speeds plus reverse), and a one-handed release to easily dump loads. The directional AG tires provide traction across uneven terrain, and the unit is evenly balanced to maximize control and prevent tipping. The YardMax lineup family includes a 660 lb. capacity Power Trackbarrow for all-terrain traction and stability. It features Gas Shock Assist in either hopper or flatbed style. Also available is the 1,100 lb. capacity Power Trackbarrow with Hydraulic Assist. For a hands-on experience, visit booth 12563 or go to www.yardmax.com to learn more.

BUGBAND

BugBand is the popular natural insect repellent chosen by outdoors people to protect them from blood-feeding, biting insects. Successfully scientifically tested |to repel against the Zika-carrying mosquito species, Bugband is also extremely effective at repelling ticks, flies, gnats, no-see-ums and fleas. The active ingredient, Geraniol, is derived from geranium

plants which have been used for thousands of years to deter insects. Made in America, BugBand does not contain DEET or any other synthetic pesticides. It is safe for the whole family including children and pets. Plus,



there's no scent transfer to bait if you're a fisherman, nor does it melt monofilament fishing line or other surface materials. BugBand products have been dermatologically tested and approved to be hypoallergenic. Visit booth 10530 or www.bugband.net.

TG TOOLS KIK FORSTNER BITS

Forstner bits are the best choice for drilling precise, flat-bottomed holes in wood. The radial cutting edges shear wood fibers at the edge and bottom of the hole, creating a smooth bore with an exact diameter. The Kik Forstner bits from TG Tools actually have nine cutting edges, which permit cutting curved paths, channels, routing and milling in wood and plastics. They can cut on the edge of a block of wood to create channels, and can also be used to create



overlapping holes. The Kik bits also come in a nice, dovetailed wooden box to protect the cutting edges. Visit booth 7552 or mytgtools.com.

CLEARVIEW RAILING

With the innovative component-based design and all stainless steel construction, Clearview custom-made, prefabricated railing systems from AGS Stainless eliminate the need for any on-site welding or cutting of posts and railings. AGS' design department generates CAD (computer-aided design) documents for each railing project to ensure precise, project-specific fabrication. Each Clearview railing system is made to order to the highest quality standards, and delivered to you ready to be



installed with a few simple hand tools. Stainless steel components are available in either high-quality grade A304 or marine grade A316, and the infill options are: stainless steel cable, stainless steel horizontal bar or tempered glass panel. For more information, visit booth 491 or www.AGSstainless.com.

MOSQUITO DUNKS AND MOSQUITO BITS

The key to preventing mosquito-borne diseases such as West Nile virus, Zika virus and Chikungunya is controlling mosquito breeding grounds. Mosquito Dunks are the top selling biological mosquito control because they kill mosquitoes before they're old enough to bite. The active ingredient is BTI,



a natural bacterium that kills mosquito larvae but is harmless to people, pets, fish, plants and wildlife. When a donut-shaped Mosquito Dunk is placed in standing water, the BTI will kill mosquito larvae for up to 30 days. Just float biodegradable Mosquito Dunks in ponds, birdbaths, rainbarrels, fountains, and any standing water. In places where small amounts of water collect, such as potted plant saucers and tree holes, use a granular form of BTI called Mosquito Bits, which can kill mosquito larvae in swampy areas where water cannot be drained. Mosquito Bits are also approved for fungus gnat control in potted plants. Visit booth 11110 or www.summitresponsiblesolutions.com.

O'KEEFFE'S LIP REPAIR AND SKIN REPAIR

Anyone who knows O'Keeffe's will tell you that the company's Guaranteed Hardworking Skincare products provide relief for the most severe cases of dry skin. The newest product, Lip Repair and Skin Repair, sets apart from the competition with its longevity and protective hydration. Lip Repair, O'Keeffe's most requested item, is clinically proven to provide instant relief and all day moisture in just one use. It absorbs quickly to soften and smooth dry lips. With unrivaled clinical data, Skin Repair



offers break-through 48-hour dry skin relief to repair extremely dry, itchy skin. This longevity gives users the ability to skip lotion application for a day and not notice a setback in the moisture levels of their skin. Visit booth 4716 or www.okeeffescompany.com.

CANGUN1

SafeWorld Int'l. offers the CanGun1 premium spray can tool that features the world's first FullGrip trigger with a 3:1 leverage advantage. The CanGun1 makes spraying the contents of virtually all standard spray cans of paint, lubricant, adhesives, etc. considerably easier, while providing professional results every time. The



patented pistol-grip accessory easily snaps onto standard aerosol spray cans, transforming them into pro-style spray guns with unprecedented control for hours of effortless, pain-free spraying. The exclusive ergonomist-tested and arthritis-friendly design also makes it suitable for use while wearing gloves. The reusable CanGun1 is made in the USA with 80-percent recycled non-toxic plastic and recyclable packaging. Visit www.cangun1.com or booth 4909.

CHANNELLOCK E SERIES END CUTTERS

Channellock adds a new series of end cutters to its famous E Series line of Made-in-the-USA pliers. The E Series line of tools is designed with precision and space limitations in mind. The legendary



XLT Xtreme Leverage Technology means less force is required to cut, and the traditional Channellock Blue comfort grips mean the tools will be easy to handle on any job. The new end cutters are laser heat-treated to ensure superior cutting, and the precision-machined knife and anvil style ensure a long-lasting cutting edge life. They are also made using high-carbon steel and a rust-preventive coating for superior performance on the job. The new line of End Cutters includes: E358 8" High Leverage End Cutting Plier; the E357 7.5" High Leverage End

Cutting Plier; and the E356 6.25" High Leverage End Cutting Plier. Visit booth 7226 or www.channellock.com.

WORX 20V LITHIUM-ION LED WORKSITE LIGHT

The new Worx 20V Lithium-ion LED Worksite Light is part of Worx Power Share program and functions with any Worx 20V battery. The portable LED work light generates 1500 lumens, which is the equivalent of a 100 watt light bulb. A big advantage of an LED light is that it burns cooler than halogen, incandescent, compact fluorescent lights (CFL) and xenon bulbs. In fact, LED lights are considered the most energy efficient, while generating less than half the heat of halogen and incandescent bulbs and up to 20 percent less heat than CFL bulbs. LED bulbs last longer than other light sources, too. The cord free, go-anywhere Worx 20V Lithium-ion Worksite Light weighs only 5.6 lbs. with battery. A built-in hook can be used to hang the light, the frame incorporates a comfortable foam grip, and the high-performance, tempered-glass LED frame rotates north to south 360 degrees. When using a Worx 1.5 Ah battery, run time is approximately 90 minutes; and with the Worx new 4.0 Ah battery, the light will operate up to four hours continuously. Visit booth 7806 or worx.com.



ROCKWELL BLADERUNNER X2

The Rockwell BladeRunner X2 is one unique portable benchtop saw. It can cut nearly everything in its path including wood, PVC, plastic, aluminum and other non-ferrous metals plus ceramic tile by using standard T-shank jigsaw blades. It takes the place of a hand saw, hack saw and miter box by making quick and accurate



rips, scrolls, crosscuts, inside cuts and miter cuts. BladeRunner X2 is ideal for home workshops, garage-based shops and basements. Make easy miter saw cuts in wood for mold-ing and trim, picture frames or sign making. Make intricate inside cuts where precision counts. Cut ceramic tile for kitchen back splashes or insets for bathroom/shower tile work. Visit Rockwell.com or booth N 115.

BLUE BEAR STRIPPERS & CLEANERS

Franmar will exhibit the Blue Bear product line at this year's National Hardware Show. Creating effective solutions that are safe for the user and the environment has driven Franmar for more than 30 years. Stripping paint can be a labor-intensive project, especially when there are multiple layers of coatings. Blue Bear Paint & Urethane Stripper simplifies the task, removing multiple layers of



coatings with a single application. Remove paint from intricate mill-work without sanding or dipping the project into hazardous chemicals. Just apply the Paint & Urethane Stripper and let it do the work for you. The Blue Bear line also extends beyond just paint removal, featuring products to clean and degrease a surface prior to recoating, mastic and adhesive removers, along with

building cleaners, brush and spray gun cleaners, as well as saw blade and drill bit cleaners. Visit franmar.com or watch a demonstration at booth 5031.

T-REX TAPE

T-Rex Tape from ShurTech Brands, LLC is specially designed for all-weather protection to work longer and hold stronger than other utility tapes. Whether it's simple, around-the-house fixes, or extreme industrial repairs on a work site, there's no project too big or too small for this hard-hitting tape. The double-thick, super-aggressive adhesive allows the tape to offer superior hold on more surfaces than other ordinary tape—including rougher and dirtier surfaces in a wide range of temperatures and humidity levels. T-Rex Tape is also made with UV resistant materials that give the tape its famed holding power, inside or outside. For more information on this Ferociously Strong Tape, visit booth 5615 or trectape.com. **EHT**



How Easy Is It To Install These Three Gutter Guards?*


- All three are engineered for a fast install--no fasteners needed.
- Designed to stay put during rough weather, but snap out for maintenance.
- All will fit 5" gutter and come in 4' sections

Available At:



True Value®


E-Z-Quick™




Durable,
Expanded
Aluminum
Won't Rust.



E-Z-Zip™



Heavy-Duty,
Powder-Coated
Expanded Steel



E-Z-Shield™



Louvered,
Painted
Aluminum
Won't Rust.



www.e-zgutter.com/retail

*So easy, you'll want to
cover your entire house.



Build a circular raised garden bed.

ROUND & RAISED

By Mark Clement

Inspired by Stonehenge, I call this project Plant-henge. I love projects that combine carpentry and landscaping; cool layout, dirt, big changes and my chainsaw. I get to use mac-daddy tools and make a year-round impact on my landscape.

Part of my design goal here was creating visual texture while filling an empty landscape and adding near-year round color. I used vertically oriented round Southern Yellow Pine poles for the structure.

The poles are affordable, scalable (you can make this project any size you want), and they're easy to work with. Plus, they're safe for flowers, food and whatever else you want to grow out of the ground. Let's get into it.

SHOPPING LIST

My raised garden bed has two circles, a larger one with a small one inside it. The outside circle is 6-feet in diameter, the inner 2 feet in diameter.

Materials:

- (4) 2x6x8 pressure-treated (PT) boards
- (16) 5x8x8 PT round posts
- (50) 8-in. structural screws
- 1# 3-in. deck screws

Tools: Chainsaw, Impact driver, Assorted hand tools

Plants: Plants obviously depend on climate and critters—like deer. Where I live, deer eat tulips like Chips Ahoy but leave daffodils alone, which we planted here for Spring color. Check with your garden center.

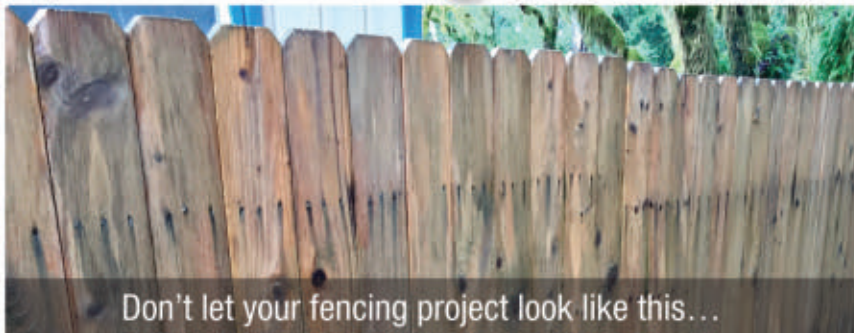
Also, think about winter color, which—despite this being a Spring issue—you'll see here (it was shot last Fall so we could be ready for this issue). Ornamental cabbage and kale along with pansies keep vibrancy and color in the landscape once it gets cold. Bottom line, you can put whatever you want in there for nearly year-round color.



WANNA RELAX?


Call backs on rusty nails can be **COSTLY!**

MAZE NAILS can save you way more than **15 minutes** of headache by using our top quality hot dipped galvanized nails on your *siding, decking and fencing* projects.



Don't let your fencing project look like this...

- Maze **STORMGUARD**® double hot dipped galvanized nails provide superior corrosion resistance in the field!
- Maze Nails are made from high carbon steel (unlike import nails) preventing breaks, bends and snaps!



Division of
W. H. Maze Company

1.800.435.5949 • mazenails.com
NAIL IT ONCE. NAIL IT RIGHT.®



CONSTRUCTION

Build a Sawbuck. Since my chainsaw is my mainframe cutting tool here, I built a sawbuck to make cutting easier and faster.

I bridged three poles with 2x6 to create a workstation that would trap the round poles while I cut them. It kept the work stable and flat and kept my saw's chain out of the dirt.



Build a sawbuck to stabilize the work.

Focal Point. I've seen the willy-nilly garden hose layout some landscapers depend on. The carpenter in me has a tough time being that imprecise. For this micro-henge, I sunk a structural screw in the center of the circle location, then hooked my tape on it.



Sink a long screw in the center of the garden location as a focal point for swinging a circle.

Pull your tape half the diameter of the circle (ex: 3 feet for a 6-foot circle) and "swing" it. Working

alone, I gouged a path in the grass with my Hyde painters' tool. Or, have someone follow you with a bottle of chalk. Alone or in tandem, chalk or spray-paint the line before digging.



Hook your tape on the screw and gouge a path in the grass.




Follow up with chalk to make the line more visible.

Dig a Moat. I cut an edge and dug a moat using a garden spade. The earth gives the bottoms of the poles some backing and support and makes them easier to set.



Cut an edge and dig a moat. Pile the dirt in the center.

Measure and Cut. To get the Stonehenge (Planhenge) effect, I cut the poles between 22 and 28 inches and angled my chainsaw slightly differently in each cut. The sawbuck makes it easy to slash out quick marks and get four pieces out of an 8-ft. pole.



Set a pole in the sawbuck, make your marks and make the cuts.

The chainsaw was fun to use on this project. There I no better tool for making quick cuts in big pieces of wood.



The sawbuck stabilizes the work and keeps the saw out of the dirt for clean, fast cuts.

Setting Poles. Get two poles reasonable plumb, set them in the moat and bomb a structural screw in there to lock them together.

Safe digging is no accident



One easy click or call to 811 gets utility lines in your yard marked and helps protect you from injury and expense.

**Know what's below.
Call  before you dig.**

Alabama 811, Arizona 811, Colorado 811, Sunshine 811, Georgia 811, JULIE, Inc. (Illinois One-Call System),
Missouri One Call System, North Carolina 811, Ohio Utilities Protection Service, Pennsylvania 811,
Tennessee 811, USA North 811, Diggers Hotline

www.call811.com

ROUND & RAISED

Eyeball it. We checked for plumb every few poles with a 2-foot level. However, they're rough poles, not planed dimensional lumber, so we also stepped back every so often

and took a glance to see if it looked right. This is one those times where the tool is a guide but in the end you trust your eye. It knows what looks right.

TITAN™

Deck Building Hardware that's simple to use for beautiful, professional results *...everytime.*



TITAN™
BUILDING PRODUCTS
THE ART OF BUILDING



CALL US TO FIND A DEALER
closest to you.
1-866-577-8868

TITAN BUILDING PRODUCTS 808 COMMERCE PARK DR., UNIT 16348, OGDENSBURG, NY 13669

titanbuildingproducts.com



Rock 'em and lock 'em. Make sure the posts are reasonably plumb first.



Level + eyeball = on the money.

Outer Circle, Last Log. Since the poles I used varied in size from 4-5 inches or so, once I got to within about 2 feet of closing the circle, I did a mix and match of poles I already cut to see which combination of heights and widths fit best.



Mix and match the last few poles to get a combination that works. Note that the space on the left of the photo is for the hose chase. I kept it open by leaving a pole loose.

OUTDOOR LIVING TRENDS FOR 2017

As you begin to spend more time outdoors, the overall outdoor living trends continue to revolve around creating homey, attractive, livable outdoor spaces that are an extension of the indoor environment. Landscape pavers and segmental retaining-wall blocks offer a DIY-friendly building material. And unlike wood, masonry materials are fireproof, which comes in handy for applications such as fire pits.

- Create a multi-level back yard. Dimensional, multi-level design is the leading trend of the season in modern poolscapes. To create the effect, companies such as Belgard offer a versatile selection of retaining-wall blocks.
- Outdoor grilling is a favorite summertime activity, and you can construct a simple stone-built barbecue pit or install exterior-grade appliances to create a full-fledged outdoor kitchen.
- Proper lighting is a key component to the design and overall mood of an outdoor living area. For the perfect ambiance, consider incorporating low-voltage landscape lighting, illuminated planters, pendant lights or hardscape lighting.
- Heat will be trending this season, especially for those chilly nights when the neighbors are visiting. Fire pits provide a popular feature of the outdoor entertainment area. Plus, the smoke of a wood fire keeps mosquitoes at bay!



HARDSCAPE DEPOT

ROCK SOLID PRODUCTS & SERVICE



New from DEKOR® Lighting, a FAST and EASY way to add ground effect lighting to your driveway, path or patio.



EZ EDGE

LED GROUND LIGHTING

- Plug-N-Play Connectors
- PVC Spike for Easy Install
- Direct Bury Wire
- 12VDC Low Power
- NexGen LED Option
- Kit Available

For more information call :

1-844-826-3781

www.hardscapedepot.com



©2016 Hardscape Depot, Denver, CO

Rip Cuts and Wedges.

Necessity being the mother of invention I realized, as I got tangled up in landscape fabric, that wedges would be a great way to

hold the fabric in place against the inside of the outer circle. Luckily, the chainsaw—mine's a Stihl—rips as well as it cross-cuts. After securing the bottom of the

pole in my sawbuck, I ripped some semi-circles off the edges of the poles.



Ripping wedges served two purposes: Secure the landscape fabric and beef up the connections.



Install the semi-circular wedges with 3-inch screws. I started the screws first to make it easier.

Inner Circle. I built the inner circle outside the larger circle so I had enough room to move around. I built it in two halves, using wedges and structural screws to cobble it together. I then lifted each half into the larger henge and connected everything.



Build the inner circle in two sections. Leave one post out for the hose chase.

CHANGING THE WAY THE WORLD WORKS!



Ultra Quiet
Oil-Free
Lightweight
Powerful
Long Life
Air Compressors

www.Californiaairtools.com



ADD A GRIP TO ANY TOOL OR HANDLE

SIMPLY SLIP, ZIP, RE-GRIP.

No gluing, heating or mess.
Re-Grip provides a safe and comfortable non-slip grip to any tool, handle or lever.



WINNER OF THE 2016 NATIONAL HARDWARE SHOW:

RETAILERS' CHOICE AWARD

To learn more about our products, visit regrip.com / preval.com

Also, be sure to visit us at **BOOTH 2643** at The 2017 National Hardware Show.
For Distributor or Other Inquires, email sales@re-grip.com or call 1.800.607.8931



PREVAL®

CHANGE THE WAY YOU SPRAY



FILL



ATTACH



SPRAY



CREATE A CUSTOM
AEROSOL USING ANY
PAINT OR COATING

• Portable • Easy-to-clean • Countless Uses

PREVAL SPRAYER
SKU 267 \$3.66

vGRIP
SKU 3005 \$3.31

POWER UNIT
SKU 268 \$2.93

TOUCH UP JARS
SKU 271-1 \$6.86

ROUND & RAISED

Chase. I designed Planthenge with a vertical sprinkler in the center. In order to get the hose through the outer circle into the inner circle, I built a chase from

pressure-treated 2x6. Here, I fastened the top onto the sides. In hindsight, I should have fastened the sides to the top to make it a little wider.



Make a U-shaped channel for the hose to run through.



Cut the chase to length. Be careful of fasteners.



Fasten the last pole on top of the hose chase. Toe-screws into the chase locks it together nicely.

Then I ran my hose chase from the outer circle (where I left a single pole loose) to the inner circle. Once I knew the length of my chase, I cut it to fit. I installed those final poles on top of the chase.

RYOBI 40V LITHIUM
BRUSHLESS
20" CORDLESS LAWN MOWER
GAS-LIKE POWER

GOOD BYE GAS. HELLO CONVENIENCE.

The RYOBI® 40V Brushless Lawn Mower provides power and performance at the push of a button. This 20" cordless lawn mower delivers Gas-Like Power™ and has an intelligent brushless motor with Load Sensing Technology for optimal power when needed.

RY40180

Part of the RYOBI 40V family that powers over 15 tools off the same 40V Lithium-ion Battery.

@RYOBIOutdoors | RYOBITools.com

MR BEAMS[®]
Surprisingly Bright Light Anywhere



mrbeams.com

Visit Mr Beams at the National
Hardware Show in Las Vegas
May 9-11
Booth # 2111



BOLDER, BRIGHTER LIGHTING IN LESS THAN 5 MINUTES

Discover Mr Beams' newest wireless lighting solutions
to increase safety, security and convenience.

ROUND & RAISED



Vertical chase inside the inner circle.

Upon seeing everything in place, I thought it would work better to prop the Gilmour vertical sprinkler up a foot, so I extended the chase with a vertical section. Easy. And I'm glad I did, because the sprinkler can spray further, and it's easier to take in and out.

Plants. For cold weather color it's hard to beat ornamental kale and cabbage, and the near miraculous pansy that manages to flower even in the snow. But for warm

weather color, know your critters and what they like to eat.

As for layout, it's not like TV. Plants like to grow, so give them good spacing and let nature do the rest. **EHT**



Plant the right plants for your climate, season and critters. Check with your garden center for solid know-how and grow-how.

E-ZEdge™

Aluminum Landscape Edging



Easy to Install:

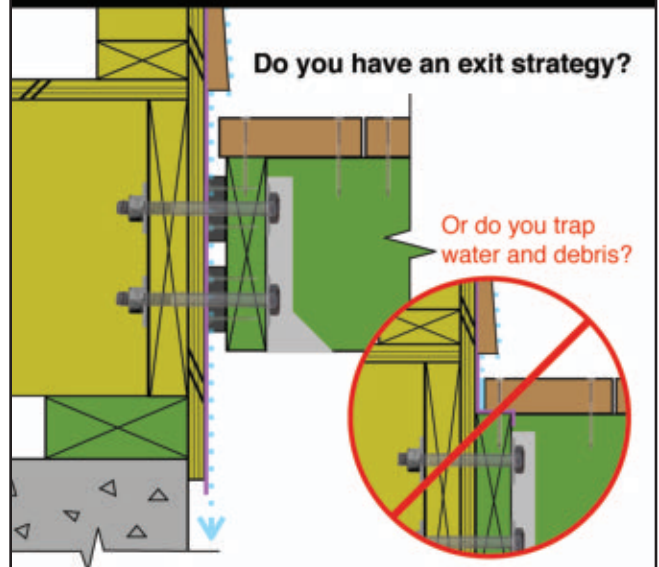
- Slide ends together overlapping about 4"
- Drive Spikes through holes at a 45° angle



Watch How-to Install Video
scan qr code or visit:
www.surelocedging.com



DECK2WALL™ spacer



Deck2wall Spacers vs. Z-Flashing

Patented - IAS Accredited Lab Tested
888 577-2237

www.deck2wallspacer.com

EarthWay®

EV-N-SPRED
FLEX-SELECT
WITH
SIDESPRED-CONTROL



The NEW F80 with **SIDESPRED-CONTROL™** is the “DEFLECTOR-LESS” way to spread up to the edge of beds, sidewalks, driveways, and any place that you don’t want material to go!

Seed, Fertilize, Topdress - all with one spreader.
You have never seen anything like it!



For information call 1-800-294-0671
or visit www.earthway.com patents pending



Last-Deck and Last-Rail are the last deck and railing you will ever need.

Requiring no staining or sealing, just mild soap and water for cleaning. No warping, splitting, cracking, rotting, molding, lightweight and fire-resistant. Last Deck and Rail are available in a multitude of options allowing you to design your own luxury outdoor space. Manufactured in the Midwest of all American made structural-grade aluminum – the same as an aircraft; Last Deck and Rail are built with high quality standards from our family to yours.

Last-Deck and Rail are available in 9 standard soft-touch colors and 7 sublimated “woodgrain” finishes.

Last-Deck customers have the freedom to mix and match railing, picket and deck board finishes; giving them the power of personal customization creating that amazing outdoor dream space all of their own.



Last-Deck is available in 3 different Series.

100 Series: If your deck is low to the ground with no need for a “dry space” below, to create a beautiful walkway or to refresh your lake dock or pontoon. The 100 Series is for you! With all of our planking weighing in at 1lb/ft. and easily cut with a standard carbide blade. The average install time of a deck is cut in half.

200 Series: Your desire is a “dry space” for storage or a patio beneath your deck. The 200 Series is your match. With the “water-tight” 200 Series you are well on your way to the dream multilevel outdoor space or the “dry storage” space everyone has been needing.

300 Series: Your desire is a “dry space” that you may want to “change up” every once and awhile. With the “watertight” 300 Series individual planks can be replaced or changed without taking apart all the plank that come before it.



www.lastdeck.com

information@lastdeck.com

toll free: 866-527-8332


Pro Tips for Landscape Edging



A home's landscaping should have clean lawn lines with sharp borders and have well defined bed areas and walkways. Landscape edging adds crisp, clean lines that define the spaces and makes the difference between a good landscape and a great one.

A great choice for homeowners is aluminum edging, and an easy installation method is always a big help for DIY'ers who want to create straight runs or curves. The edging shown in this article is called Sure-loc and was developed when the company's owner saw

the need for an aluminum edging that didn't have overlapping joints and had end-stake adaptors that would allow staking at any point. Sure-loc edging is manufactured in Holland, Michigan, and most of their products are made in the U.S.A. from recycled material.



Summit... *responsible solutions*.®

Professional mosquito control for the homeowner!

Kills mosquitoes before they're old enough to bite!®



FOR ORGANIC
PRODUCTION

Mosquito Dunks®

- Provides long lasting control—contains BTI. Works for 30 days or more.
- Use in rain barrels, animal watering troughs, stock tanks, elevator shafts, rain gutters, bird baths, old neglected swimming pools, ponds, etc.
- Stake or tie in place in flood prone areas—starts working immediately when submerged by rising water. Goes dormant once the Dunk dries out—and remains ready for the next flood.

Mosquito Bits®

- Provides instant control (Quick Kill) for present mosquito larvae—contains BTI.
- Easy to use granular product—treats swampy areas, turf tracks, old tires, tarps on woodpiles, puddles under decks, etc.
- Treat tropical plants that hold water such as bromeliads and pitcher plants.
- Reapply every 7 to 10 days—not as long lasting as Mosquito Dunks.

Use both for maximum control!



SummitResponsibleSolutions.com

800.227.8664

Summit... *responsible solutions*®, Mosquito Dunks®, Mosquito Bits®, and Kills Mosquitoes Before They're Old Enough To Bite!® are a registered trademarks of Summit Chemical Co.

PROJECT NEXT

The edging is permanent and virtually maintenance-free. It won't rust, rot, crack or become brittle, and is a very cost-effective option. Applications include landscape beds, gardens, tree rings,

walkways and paths, brick or stone patios, and drip edges. Available finishes include, black, mill, bronze, green and brown. Plus, 90-degree corners pieces are available in all corners.



SCREW IT!

Tackle projects with the Construction Industry's premier driving system.
DEMAND THE BEST

NO LOST OR DROPPED SCREWS...EVER!

Only Muro's Speed Driver offers:

- ▶ Industrial strength Tool with no awkward attachments.
- ▶ No pre-drilling of wood required, even in IPE.
- ▶ Tremendous savings on every job.
- ▶ Adjustable depth control for repeatable countersinking.
- ▶ Drives 1" to 3" screws - 150 screws per easy load coil.
- ▶ Screwed, not driven, just like hand screwing...but in a fraction of the time for the best quality job.
- ▶ Ergonomically friendly - work while standing up. Handle is height adjustable!


Muro's Speed Driver is an easy to use Auto-Feed Screw Driving System that will complete your deck, dock, flooring and even roofing projects faster and easier.

GET YOUR HANDS ON ONE TODAY!

MURO

muro.com
1.800.665.6876

f Muro North America



To install, just slide the ends together, overlap the material by 4 inches, and stake at a 45-degree angle.



Dig a 4" trench.



Place the edging in the trench.



Slide the edging together.



Hammer the stakes at 45 degrees.



Cut the edging to length.



Backfill 1/2" below the edging.



The result is a neat and orderly improvement to the landscape. **EHT**

For more information, visit www.surelocedging.com.



**STRESS-FREE
MESS-FREE**

ALL-IN-ONE PRO FLOOR PAINT

Feeling inspired?
DRYLOK® E1 Epoxy is
ready when you are.

Why bother with a complicated 2-part coating when there's a better way? Use E1's advanced, 1-step formula to beautify and protect concrete floors quickly and easily. Achieve a showroom finish that'll impress your customers while adding value to their homes. Inside or outside, E1 bonds to concrete to resist hot-tire pickup, chemicals and stains. It's just one more way you can DRYLOK® today!



Visit www.DRYLOK.com
for step-by-step instructions.

UGL®

www.UGL.com • 1-800-272-3235

Stabilize a Leaning Fence

Use a steel wire to stabilize a leaning post and prevent further damage to your fence.



A fence is only as strong as its posts. Once a post begins to lean, gravity pulls it along and the problem only worsens until it gets fixed. And the more a post leans, the more stress it puts on the surrounding rails and pickets, distorting the shape of the fence and causing structural damage.

The quick fix shown in this article will stabilize the fence post and prevent further damage until you have the opportunity to make a more permanent repair to the base of the post.

In our case, the ground on the

outside of the problem post sloped downhill, so the post had more support on one side than the other. When a mid-winter thunderstorm generated some remarkably strong straight-line winds, the gales rocked the post back and forth and loosened it from the surrounding concrete and soil. The day after the storm, the fence post was leaning dramatically toward the outer downhill slope, along with the surrounding fence boards.

To salvage a fence in a situation like this, you should address the problem post as soon as possible.

STEP BY STEP



The winds of a thunderstorm left this fence post leaning drastically to one side, pulling all the fence boards along with it.

World's Safest Gate Latch Includes Two Alarm Functions



MAGNALatch[®] ALERT

Safety you can see and hear

- World's ONLY gate latch with audio & visual alarms
- Quick and easy to install - no wires or special tools required
- Emits a single beep upon each entry or exit
- Full alarm mode if gate is left open over 15 seconds
- Key lockable
- Adjustable - vertically & horizontally
- Long-life, replaceable lithium battery included
- Industry leading magnetic latching mechanism

Shorter version, ideal for pet & child safety on non-pool gates.



LIMITED LIFETIME WARRANTY

2-year warranty on alarm unit

We Proudly Support:



D&D Technologies
World's most trusted gate hardware

Order now at: magnalatchalertusa.com




QUICK FIX

To use the steel-wire method, you'll need wire clips, steel wire, a turnbuckle and a couple of lag-screw eyes. For outdoor use, choose stainless steel

components and vinyl coated wire.

Loop the steel wire through the eye of the turnbuckle and turn it back about 4 inches.



Unscrew the two nuts from a wire clip to disassemble the clip. Clamp the doubled wire between the clip's saddle and U-bolt.



Replace the nuts on the clips to secure the wire to the turnbuckle. Use two wire clips at each connection, and remember never to "saddle the dead horse." (See sidebar.)

Rapid Set

SEALANTS & ADHESIVES

VERTICAL, HORIZONTAL and OVERHEAD APPLICATIONS

- >> **EASY TO APPLY**
- >> **FAST CURE TIME**
- >> **STRONG BOND**
- >> **HIGH DURABILITY and LONG LIFE**
- >> **INTERIOR and EXTERIOR**

AVAILABLE AT
THE HOME DEPOT

CTSCEMENT.COM

DON'T SADDLE A DEAD HORSE

I've learned that "don't saddle a dead horse" is a common saying among tradespeople who attach a lot of wire nuts for a living. What is the "saddle" of a wire nut? It's the metal bracket between the U-bolt and the nuts. What's the "dead horse"? It's the short length of wire that loops back through a steel eye. "Don't Saddle a Dead Horse" is a guideline to avoid clamping the saddle part of the wire nut over the wire turnback. Instead, you should orient the wire clip so the saddle clamps against the main run of wire, and the U-bolt clamps against the turnback. The reason is that once you use a wrench to torque down the wire nut, the U-bolt will kink the wire. Over time this kink can lead to damage or even breakage. If that happens, you want the turnback to break and not the load-bearing main wire. Therefore, "Don't Saddle a Dead Horse" anytime you're clipping steel wire.



TRUCLOSE MULTIADJUST HEAVY DUTY HINGES

The TruClose MultiAdjust Heavy Duty Hinge is billed as "the world's most adjustable gate hinge." Ideal for DIY installation of wood or vinyl fence gates, the TruClose hinges feature patented adjustable spring tension as well as 3/4-in. (19mm) gap adjustment, combined with up to 3/4-in. (19mm) horizontal and vertical adjustment. The hinges deliver convenient and reliable performance with quick, self-closing operation and smooth, even closure of gates up to 132 lbs. Built for long-lasting durability, the TruClose MultiAdjust Heavy Duty Hinge is made of a UV-stabilized, super-strong engineered polymer (self-lubricating) with internal stainless steel spring and components. For more information, visit ddtechglobal.com.



Extend the turnbuckle's eye and hook by unscrewing the threads.

Predrill a pilot hole for the lag screw eye at your mounting point. The mounting point must be stable and secure. I used the base of the next fence post as the mounting point, and screwed in an eye

TRAIL VAC

Quality Lawn Vacuums, Lawn Equipment,
& Lawn Accessories



The 520C Trail Vac has a 5.5 hp engine and a fabric cover that assures long life. It expands collection capacity to 20 cubic feet.

For more info call:

Palmer Products, Inc.

1-800-872-2822 or visit us on the web at www.trailvac.net


QUICK FIX

close to the ground. Mount the eyes on the opposite side of the post from the direction in which it is leaning.

Insert a second lag screw eye near the top of your leaning post.

A screwdriver makes a good handle for screwing the eyes in place.

Hook the turnbuckle onto one of the eyes and run the steel wire from the end of the turnbuckle through the eye on the leaning post.



Pull the fence post into plumb position as you pull the slack out of the wire.

Secure the wire to the upper eye with a couple of wire nuts.

Aerosol Spraying Made Easier and **MORE EFFICIENT!**

CAN GUN 1
The ONE for ALL

Visit us at
the NHS!
Booth #4909



EXCLUSIVE FEATURES:

- ▶ FullGrip™ E-Z Pull Trigger
- ▶ Up To 8x Easier To Spray*
- ▶ Easy To Use With Gloves
- ▶ Arthritis-Friendly Ergo Design
- ▶ Fits ALL Cans! ▶ Reusable
- ▶ Made in USA ▶ Recycled Plastic

* than other products in this category.

cangun1.com

info@safeworld.com
800.743.0115

© 2016 SafeWorld™ Int'l., Inc.

U.S. Utility Patent # 8,272,542 &
U.S. Design Pat. # D592,953



Tighten the threaded connection of the turnbuckle to apply tension to the wire and, in turn, the fence post. Tighten the turnbuckle until the post is as plumb as possible and no longer moves.


Here's the completed repair. It's not the most beautiful repair in the world but it's effective, and will keep the fence in shape until we get time to dig out the post base and reinforce it with more concrete. **EHT**

SIMPSON STRONG-TIE E-Z MENDER

Replacing a fence can be an expensive and difficult task, but Simpson Strong-Tie offers a line of products designed specifically to help you make some of the most common fence repairs, easily and economically. The black powder-coated E-Z Mender (FPBM44E) allows easy repair of rotted or damaged 4x4 wood posts installed in concrete or dirt.

Made of 12-gauge steel, E-Z Mender reinforces weakened wood posts without having to replace the post or the concrete. Sold individually for use in pairs, the E-Z Mender is driven into the ground at the post base and attached using six HDG nails or screws per part. For more information, visit www.strongtie.com.






DeckWise.com
MANUFACTURERS OF HIDDEN DECK FASTENERS
AND ACCESSORIES

AMERICAN QUALITY
AMERICAN MADE
AMERICAN PRIDE™

STAINLESS STEEL
DECK CABLE
FOR WOOD POSTS



WiseRail™
by DeckWise®

Ready-To-Install Kits come pre-packaged with
high quality stainless steel cable and sleek
stainless steel hardware fittings.

IPE OIL™ • DECK SCREWS • CABLE RAILING
HIDDEN SIDING FASTENERS • IPE SEAL™
DECK FLASHING TAPE • DECK TILES & PEDESTALS
HARDWOOD WRENCH™ • DECK RESTORATION KIT
BOARD SPACERS • DECKING TOOLS & ACCESSORIES

(866)427-2547 info@deckwise.com
www.DeckWise.com

Fix a Leaking Overflow Drain

A simple leaky gasket can cause a big problem.



By Matt Weber

You wouldn't think a bathtub overflow drain would be the source of a water leak, especially if you never fill the tub to a level at which water would enter the opening. You, like me, could be very wrong. It didn't make sense to me that the overflow drain got enough water exposure to be the source of a leak which was ruining a drywall ceiling downstairs. Convinced of this, I replaced a couple of faucet valves, tightened some threaded connections, and sealed a couple different drain connections with silicone tape, yet I still had a leak. I eventually opened up the ceiling and the wall behind the faucet to investigate.

Most frustrating of all: I could not reproduce the leak when I took a shower. Nor did we have problems when my kids took a bath. The tub only leaked when my wife took a shower in it. Finally, as she was showering, I inspected the plumbing from the floor below and followed the active leak all the way up to the overflow drain. Turns out the drain had a leaky gasket. Something about the manner in which my wife showers—whether it's the way she shampoos her hair or maybe shaves her legs—directs water onto the overflow drain, and consequently past the deteriorated gasket. I only mention this to demonstrate that plumbing leaks

can happen in some seemingly unlikely places, and locating the problem can be half the battle.

REPLACING THE GASKET

The good news is that replacing an overflow drain gasket is a fairly easy fix. The first step is to remove the screws that mount the cover plate.



Pull out the assembly, including the drain plug.



Shown here is the old deteriorated gasket that must be removed.

The weakest link in a modern roof:

The vent stack gasket

The Problem:

The plumbing vent pipes that penetrate your roof are typically sealed with an old-fashioned rubber gasket to keep water from entering the home. These rubber gaskets deteriorate when exposed to the sun and high temperatures. Over time they get brittle and crack, losing their ability to protect the home from water intrusion.

While modern roof shingles often offer a lifetime warranty, these rubber gaskets usually deteriorate in as little as 3 to 5 years. As a result, water begins to flow into the home causing damage to ceilings, interior walls and carpet.

Problem Solved:

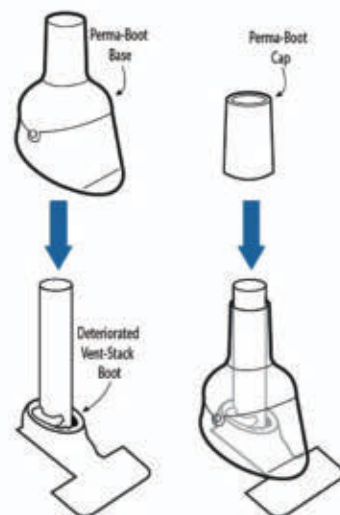
The Perma-Boot is a gasket-less, high performance pipe boot system designed to permanently repair or prevent the most common type of roof leak, the leak around the vent pipes that penetrate the roof.

- Slides over your existing boot - no shingle removal required
- Eliminates existing leaks and prevents new ones
- Single best value in preventive maintenance for your roof
- Ideal for lifetime shingle installations
- Guaranteed for the life of your shingles



Contact Perma-Boot to learn how to add years of leak-free life to your new or existing vent pipe flashings.

**Also ask us about Perma-Boot for new construction!*



Step 1
Slip Perma-Boot® base over the weathered boot. The Perma-Boot® automatically adjusts to roof slope.

Step 2
Slip the cap over the base and the repair is complete.

DO IT YOURSELF

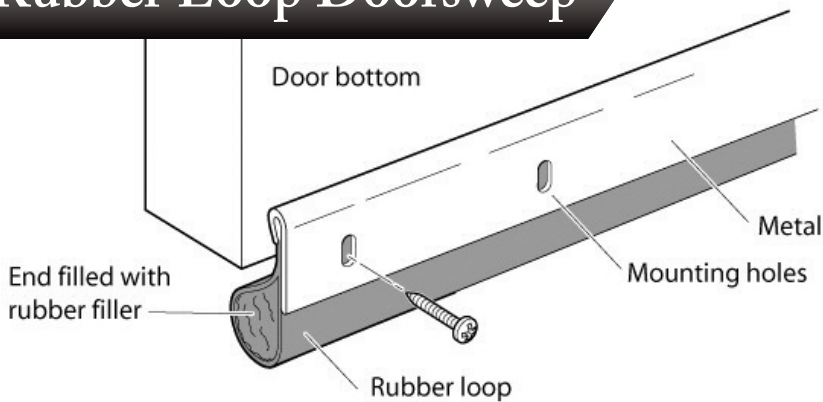
I used an old wire hanger to dig out the rotted gasket material from the overflow body.

With any luck you can complete the repair from the tub without

having to open the wall. But since I had already opened the wall, here's a look at the rear of the overflow body where the old gasket is falling out.

BLOCK NOISE FROM ROOM TO ROOM!

Rubber Loop Doorsweep



This 36" wide specially modified rubber loop doorsweep is perfect for blocking sounds coming from under the door bottom gap. Everything you need to install is included in the kit. Plus **FREE Shipping** via USPS to the 48 contiguous states!

- Stops noise and drafts, too!
- Long-lasting and durable, unlike mechanical doorsweeps.
- Easily installed with just 3 provided screws.

Visit **Super Soundproofing** online for your **FREE Report** on how to soundproof your floors, home theater, office, windows and more!



Super Soundproofing
The First Online Soundproofing Resource

alturl.com/eazc9

\$36

FREE Shipping!

Order today at soundproofing.org or call 888-942-7723



You'll need to buy a new overflow washer or gasket from the hardware store.



Note that the gasket is beveled.

Penetrant or Lubricant: What's the freakin' difference?

One of the best ways to save time and money is to use the right tool for the job the first time around.

Don't think of tools as only the ones that fit nicely inside the toolbox. Tools can include anything that helps get the project finished. This includes chemicals like penetrants and lubricants.

Have you ever had a rusted or corroded bolt that you couldn't get to budge on your own? Or perhaps a lock or wrench that was rusted over. Maybe you reached for a general multi-purpose lubricant to help out. More than likely, you didn't get the results you expected. **This is because of a common misconception regarding two types of products: Penetrants and Lubricants.**

This is a misconception that often leads to the misuse of the two types of products, therefore not getting the job done as expected. Whether the use of these products is crucial to your profession or limited to the household, it's important to examine proper use and application. Understanding the difference between a penetrant and a lubricant will maximize the benefits they both have to offer and save you time and money, and ultimately, it will save you a headache.

Let's start with the basics. A penetrant is generally a solvent-based formula that is used to break through rust and corrosion on a stuck or immobilized part. A lubricant is an oil-based formula that is used to reduce friction on moving parts, displace and repel moisture and help prevent further rust and corrosion.

See Example 1: When testing the penetrating qualities of PB B'laster Penetrant vs. WD-40 lubricant over an eight-hour time duration, there is a clear difference. The penetrant wicks its way up and across the metallic surface, even into the tight confines of a rusty, threaded fastener. This is because the penetrant is formulated to break through

rust and corrosion faster and more effectively than the general multi-purpose lubricant on the left.

B'laster Corporation, a leading manufacturer of penetrants and lubricants for over 60 years, frequently encounters the misuse of these two types of products amongst their consumers. In fact, industry research shows that 23% of consumers who use multipurpose lubricants use the product incorrectly. B'laster's head chemist, Tom Hrabak says, "These types of products are often used interchangeably by mistake. It simply comes down to the intended purpose the product was formulated to achieve." Hrabak further explains that in most instances a penetrant will not provide better lubrication than a lubricant, and a lubricant will not penetrate as quickly or deeply into rust and corrosion as a penetrant would.

PB B'laster Penetrant, the #1-selling penetrant, is formulated and manufactured with the intention of breaking through rust and corrosion. It's a penetrant first and foremost. It uses a unique capillary action that quickly breaks loose surface tension created by rust and corrosion by creeping up, around and into hard-to-reach cavities. A penetrant such as PB B'laster does also have the added benefit of providing lubrication because it doesn't evaporate. Therefore, the film that remains on the applied parts will help prevent further rust and corrosion. But the lubricating element is secondary, unlike its sister product, B'laster Pro-Grade Multi-Purpose Lubricant.

B'laster Pro-Grade Multi-Purpose Lubricant is formulated and manufactured for use as a lubricant firstly, to provide maximum working fluidity by reducing



friction between surfaces. It's also enhanced with Teflon™ fluoropolymer to further help reduce friction, enhance performance and protect surfaces. It's also a better option for indoor and household tasks because it has a light vanilla scent. The added benefit of a general multi-purpose lubricant is that it will also help provide protection from further rust and corrosion.

Some common applications for PB B'laster:

- Rusted Nuts, Bolts, Pipe Threads, etc.
- Brakes
- Exhaust System
- Suspension System
- Farm Equipment
- Mobile Homes

Some common applications for B'laster Pro-Grade Multi-Purpose Lubricant:

- Sliding Doors & Windows
- Hinges
- Locks
- Valves
- Hand Tools
- Sports Equipment
- Rollers
- Wheels
- Valves

Here's a good general rule of thumb to help you decide which product to use for your application:

- If it's rusted, stuck or corroded, use a penetrant like PB B'laster.
- If it's sticking or squeaking, use a general multi-purpose lubricant like B'laster Pro-Grade Multi-Purpose Lubricant.

Understanding the difference between these two types of products will save you time and money. And let's be real, those are two things worth saving. So, you're welcome.

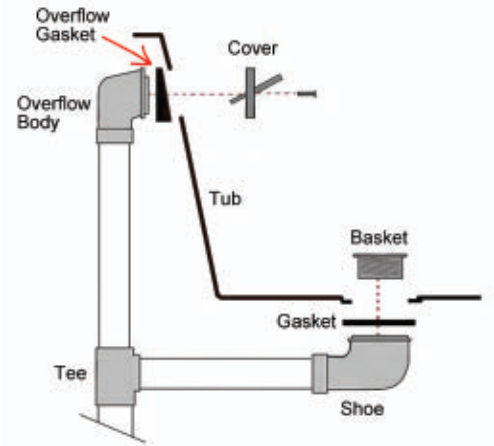


DO IT YOURSELF

When installing the gasket, make sure the thick side is at the bottom.

Use a little plumber's silicone grease to lubricate the gasket and work it into place around the

mouth of the the overflow body. The overflow pipe will have a little play (although not much) that should allow you to adjust its position and make room for the gasket.



Make sure it seats evenly for a complete seal around the connection.



Replace the drain assembly and then fasten the plate with the two mounting screws to finish the job. **EHT**

WE HAVE THE VERY BEST NOISE REDUCTION, PREMIUM ACOUSTICAL SOUNDPROOFING MATERIALS FOR EVERY KNOWN SITUATION!

YOUR ONLINE SOUNDPROOFING RESOURCE

- Reduce annoying noise levels at home, shop, office, boats, cars, trucks, planes!
- VERY BEST (And Cheapest) NOISE REDUCTION, Acoustical & Premium Soundproofing Materials
- Large inventory in stock of Sound Control Products
- 10 Years of practical experience in using soundproofing methods



Get the FREE REPORT:
"10 COSTLY SOUNDPROOFING MISTAKES AND HOW TO AVOID THEM"
at No Cost — Emailed right to you!

Visit
www.soundproofing.org/infopages/aweber
for your free report!

We'll give you straight talk and sound, practical advice about NOISE CONTROL THAT WORKS!

CALL NOW:

Super Soundproofing[™]
The First Online Soundproofing Resource

455 E. Carmel St,
San Marcos, Ca 92078

www.soundproofing.org
888-942-7723 8-5 PDT

Why is My Car's A/C Blowing Hot Air?

The air conditioning system in your car is designed to cool down the air in the cabin of your vehicle to keep you comfortable on a hot day. When you only get hot air instead of cold air, it can be frustrating and extremely uncomfortable. In this article, we're going to look at how your Car's A/C creates the cold air so you can more accurately diagnose what's going wrong.

The cool air is created by blowing air from either outside your car, or from the cabin over cold coils. This cools down the air before it gets blown out of the vents into your car to keep you comfortable. Most systems are designed to blow very cold air, between 32 and 40 degrees! These cooling coils, called the evaporator, is where the actual cooling of the air happens. These coils are cooled by cold refrigerant flowing through them.

Most cars today use a refrigerant called R-134a which is a special refrigerant designed to work at the temperatures and pressure standard in a car's A/C system. As the cold refrigerant passes through the evaporator it absorbs the heat in the air which warms up the refrigerant. This warmer refrigerant now needs to be cooled back down so your A/C system can continue to operate. This is accomplished by first compressing the refrigerant to a high pressure which also heats it up to a high temperature.

This hot refrigerant is then cooled down by running it through the condenser. The condenser is cooled by ambient air in the front of your car just like the coolant in the radiator is cooled. On most cars the condenser is actually in front of the radiator and gets cooled first to make sure your A/C system gives you consistently cool air. This high pressure, now cooled, refrigerant is then allowed to expand quickly as it passes through an orifice or expansion valve. The expansion valve is a simple device that takes advantage of the fact that quickly expanding liquids and gases get cold. The process of liquids and gases getting cold during expansion is a scientific phenomenon you can prove by using an entire can of spray paint in one sitting and seeing how cold the can gets.

Now the cold, low-pressure refrigerant can return to the evaporator to cool it and along with it, more air keeping your car comfortable. There are a few other components in the system like temperature and pressure sensors, hoses and the dryer or accumulator. The dryer is where any moisture is removed from the refrigerant, the refrigerant is filtered to make sure it all enters the compressor as a gas, and the oil for the system is equally distributed through the refrigerant passing through.

If your car's is blowing hot air then one of these systems isn't doing its job properly. Since there are two components that require air to be moving through them, the evaporator and the condenser, it is possible one or both of these are clogged and not getting the proper air flow. Check the front of your vehicle for debris, the engine cooling fans for proper operation, and your cabin air filter for debris and dirt. The refrigerant in your system also needs to be able to flow properly through the system. Check your compressor for proper operation, clogs in your system and the proper amount of refrigerant. All of these can be checked by observing the pressures around the system both before and after the compressor and all the other components. This can be done with set of A/C gauges to measure both the high and low pressure sides of your A/C system.

If you find unusually high pressure before any particular components and unexpectedly low pressures after them, there is a good chance there is a clog in that component. If this is the case, you will most likely find the clog in the accumulator or the condenser. If you don't have a large enough pressure increase across your compressor you may be in need of a new AC compressor. If you have lower than expected pressures on the low pressure side of your system, may simply have a low refrigerant level.

If you do not have enough refrigerant in your car's A/C system the compressor may not be able to raise the system pressure high enough for the expansion valve to be effective in cooling down the refrigerant. Due to the high pressures of your air conditioning system and the volatile nature of the R-134a refrigerant used, it is not uncommon for some of the refrigerant to leak out over time causing a low pressure condition in your system. If you discover this to be the reason why your A/C is blowing hot air add Red Angel A/C Stop Leak to your vehicle's air conditioning system to seal any leaks no matter how small they are before you recharge the system.

available at:



STOP LEAKS PERMANENTLY. MAXIMIZE PERFORMANCE.



HOT PRODUCTS

VIANCE OFFERS ENHANCED WARRANTIES

To alleviate any confusion and clarify what you can expect from their treated wood products, Viance LLC enhanced its existing Lifetime Limited warranties for residential preservatives to highlight the acceptable use of Above Ground treated wood products. Recent changes to the American Wood Protection Association (AWPA) standards have led to the misconception that all deck framing, including joist and beams, must be treated to Ground Contact retentions; but this simply isn't true. The AWPA standards do not require all joists and beams to be treated to Ground Contact (UC4A) retentions, and Above Ground treated wood (UC3B) remains IBC and IRC code-compliant for common deck framing applications.

The new Viance warranty enhancements include slight variations of the following statement: Viance warranty coverage includes Above Ground treated wood framing members that are critical to the safety and performance of the structure, including joists and beams.

"The additional language on our warranty demonstrates the confidence that Viance has in the AWPA, and its standards setting process for treated wood," says Tim Schrader, Director of Sales and Marketing. "The recent modifications to the standards language has created confusion in the marketplace with builders, retailers and code officials ... These enhancements to our warranties clarify our general industry position; Above Ground treated wood, treated to AWPA standards and used properly, should meet customer safety and performance expectations without the need to introduce excessive amounts of chemicals into the environment, or to potentially increase costs unnecessarily." Visit www.treatedwood.com to learn more.



code officials ... These enhancements to our warranties clarify our general industry position; Above Ground treated wood, treated to AWPA standards and used properly, should meet customer safety and performance expectations without the need to introduce excessive amounts of chemicals into the environment, or to potentially increase costs unnecessarily." Visit www.treatedwood.com to learn more.

MOLD MAGNET

Mold Magnet from Healthful Home has been laboratory-proven to improve the HVAC and furnace filter capture rate for biological microbes in your home or office. Mold Magnet has been field-tested to demonstrate increased capture of molds, bacterial and viral particles up to 1000x more effectively than untreated filters. Nano-sized particles (virus-sized) are more effectively captured in standard filters typically rated for much larger particles (10 microns or greater). This increased capture rate means you can achieve filtration efficiencies found in much more expensive filters (MERV 13 or higher) while using lower cost standard filters (MERV 8 or lower). Each bottle will treat at least a year's worth of standard-sized filters (12 or more), a potential savings of hundreds of dollars per bottle. Even better, because you are using lower-rated MERV filters when using Mold Magnet, the decreased back pressure on HVAC systems means less strain on blower motors and less potential maintenance. Anyone suffering from allergies or sensitivities to microbial contamination in their HVAC systems should consider trying Mold Magnet on their filters. For more information, visit www.MoldMagnet.com.



Alligator Board.....	31	Maze Nails.....	49
Aqua DIY.....	22	Mr Beams.....	57
Arke.....	17	Muro.....	64
Armstrong-Clark.....	15	O’Berry Enterprises.....	20
B’laster.....	19, 75	Oneida Air Systems.....	34
Bigfoot Systems.....	14	Perma-Boot.....	73
BlueDevil Products.....	IFC, 1, 77	Plan Station.....	32
Calculated Industries.....	18	Preval.....	55
California Air Tools.....	54	Quickscrews.....	7
Call 811.....	51	Rapid Set.....	68
Col-Met.....	9	Ready Seal.....	16
D&D Technologies.....	67	Remodeling Show/Deck Expo.....	35
Deck2wall Spacers.....	58	Ryobi.....	56
DeckWise.....	71	SafeWorld Int’l.....	70
DIY Home Center.....	23	Sashco.....	BC
Dripless.....	IBC	Screw Products.....	24
E-Z Edge.....	58	Shop Bot.....	36
E-Z Gutter Guard Protection.....	46, 47	Star Fasteners Plus.....	32
Earthway.....	59	Summit.....	63
Franmar.....	41	Super Soundproofing.....	74, 76
FrogTape.....	37	Sure Drive U.S.A.....	25
Gorilla Glue.....	29	TG Tools.....	2, 3
Hardscape Depot.....	53	Titan Building Products.....	52
Healthful Home.....	10	Tjernlund Products.....	33
Howard Products.....	8	Trail Vac.....	69
Ideal Stair Parts.....	20	U2 Fasteners.....	5
Kaddies.....	30	UGL.....	65
King Architectural Metals.....	39	Viance.....	80
Last-Deck.....	60, 61	Western Timber Frame.....	11
Lumber Liquidators.....	13	Woodcraft.....	21

Our warranties are based on performance expectations,

NOT how difficult it is to maintain, repair or replace.



THAT INCLUDES WARRANTY COVERAGE

Compare other warranties to see for yourself.



Viance warranty coverage includes Above Ground (UC3B) treated wood framing members that are critical to the safety and performance of the structure, including joists and beams



Above Ground treated wood used properly, should meet customer safety and performance expectations without introducing excessive chemicals into the environment, or impact lumber and project costs unnecessarily.



Wood Preservative Systems
Produced to AWPA Standards

THERE IS NO REQUIREMENT FOR ALL OUTDOOR STRUCTURAL FRAMING APPLICATIONS TO BE TREATED TO GROUND CONTACT RETENTION LEVELS, BECAUSE IT'S NOT NECESSARY.

Products treated to above ground retention levels are still recognized by the IBC[®] and IRC[®] building codes for Deck Joists and Support Beams.

*Ground Contact (UC4A) treatments are **not required** for the most common deck framing applications*

Learn more at

www.treatedwood.com/warranty



CONTROL THE CAULK

RELEASE THE TRIGGER - CAULK STOPS FLOWING

Everyone wants it...

...Dripless® has it



www.dripless.com

LOOK FOR OUR YELLOW GUNS AT FINE INDEPENDENT RETAILERS NATIONWIDE

Fill ALL Your Cracks!



Sticks • Stretches • Stays

Sidewalks
Driveways
Expansion Joints
Pool Decks & Patios

- Superior adhesion & flexibility – won't crack or pull away
- Easy water clean-up
- Textured & colored to match concrete



Looks Like Mortar
Stretches Like Rubber

Mortar
Stucco
Stone
Brick

- Superior adhesion & flexibility
- Easy water clean-up
- Textured



High Performance Solutions for Every Application

Sashco Family
of Brands



800-767-5656 • www.sashco.com

Follow SashcoInc at

