

Extreme How-To

The Enthusiast's Guide to Home Improvement

DIY SPIRAL STAIRCASE

MODULAR KITS
MAKE IT EASY

PLUS:

BUILD A PATIO WITH
COMPOSITE PAVERS

SET A MEDALLION
IN A TILE FLOOR

Jan/Feb 2015 | ExtremeHowTo.com

\$4.99US \$4.99CAN





www.MyTGTools.com

YOUR ONE SOURCE SOLUTION

**FASTER
EASIER
CLEANER**

KIK® Forstner Bit

KIK® HS Brad Point

KIK® Spade Bit



**135° Split Point start from Contact
3-flat shank, less chuck slippage**

Concrete


High Speed

Titanium
Coated
High Speed

Heavy Duty

Solid Cobalt

S&D



**Stronger, Faster
Less Walking**

General Purpose

Longer Lasting

**Heavy Duty
Steel Usage**

**Heavy Duty
Steel Usage**

**Special Use Heavy
Duty Steel Usage**

www.MyTGTools.com/kik1.php 1-800-687-4122

TG® Tools • 1010 Cedar Ave. • St. Charles, IL 60174 • ph 800-687-4122 • fax 630-584-4722


We Put a **KIK**® in Your Boring Tasks!



6 Cutting Edges



The revolutionary **KIK**® Spade Bit has over 30% more cutting surface making them much faster and longer lasting than standard spade bits. There is no protruding tang to bend or break allowing these bits to even bore non-ferrous sheet metals and curved holes too! Tested and Proven Superior by an Independent Lab.



Plastic



Acrylic



Brass

6 Cutting Edges



KIK® HS Brad Point

Independent Lab Tested and Proven
Designed for Drilling Sheet Metal, Wood and Plastic Faster, Cleaner with Longer Life and no Walking on the Surface.

In Wood:

- **Approximately 100% Faster** Compared to Common Brad Point
- **40% Faster** Compared to Standard Drill Bits

In Sheet Metal:

- **50% Cleaner** Entry
- Consistently **Round Hole**
- **20% Less Walking**


In Acrylic:

- **No cracking** Drilling Acrylic
- **150% Faster** Compared to Standard Drills
- **690% Faster** Than Other Brad Points

KIK® Forstner Bit

Proven Superior by an Independent Lab
Cleaner Entry and Exit

9 Cutting Edges
3 on Each Blade



- **Titanium Coated**
- **3-Flat Shank**
Open Head Design for no Clogging
Easy Drilling and Direction Control

- Bores through Hard Woods **100% Faster** Compared to Standard Forstners

- Bores
- Mills
- Routes
- Cuts
- Bores Curved Paths
- Channels

- Bores Through Acrylics **Cleanly Without Melting**
Able to Bore 90 Degree Curved Paths

www.MyTGTools.com/kik1.php **1-800-687-4122**

TG® Tools • 1010 Cedar Ave. • St. Charles, IL 60174 • ph 800-687-4122 • fax 630-584-4722

Face it!



This is *the* cutting-edge Face Frame Jig System

**Clamp, drill and fasten
in one simple set-up!**

This easy-to-use system increases productivity by simplifying fabrication of face frames, cabinet doors and other woodworking assemblies. In one simple operation, you can align, securely clamp, bore pocket holes and screw components together.

Now available through Woodcraft Supply:
woodcraft.com/generaltools



Specialty Tools & Instruments

Precision, Specialty & Innovation...since 1922



General Tools & Instruments



GeneralToolsNYC

General Tools & Instruments 80 White Street, New York, NY 10013 | tel 800-697-8665 | www.generaltools.com

Check out General's full line of woodworking jigs



Crown King Crown Molding Jig

helps you make seamless, perfectly mitered interior and exterior corner joints.


#880



The E•Z Pro™ Mortise & Tenon Jig

lets you make perfectly matched mortise & tenon joints with one jig.

#870



The E•Z Pro™ Dovetail Jig

lets you make dovetail and box joints – through or half-blind.

#861



The E•Z Pro™ Pocket Hole Jig

has everything you need to make flush, corner and angle pocket hole joints.

#850



The E•Z Pro™ Doweling Jig

lets you make perfectly aligned dowel joints every time.

#851



CONTENTS



26



38

FEATURES

26 Patio Gridlock

Build a patio with composite pavers in an interlocking grid system.

46 Spiral Staircase in a Kit

Modular kits make design and installation easy for the DIY'er.

38 International Builders' Show 2015 Preview

56 Center of Attention

Set a medallion in a tile floor.

EVERY ISSUE

6 From the Editor

86 Advertisers Index

COLUMNS

8 Q & A

14 Tool School
Impact Driver Update



DEPARTMENTS

66 Quick Fix
How to Build Your Own Saw Stand

76 Skill Savvy
Removing Wallpaper to Create a Painted Wall Surface


80 Hot Products



Cover photo courtesy Arke

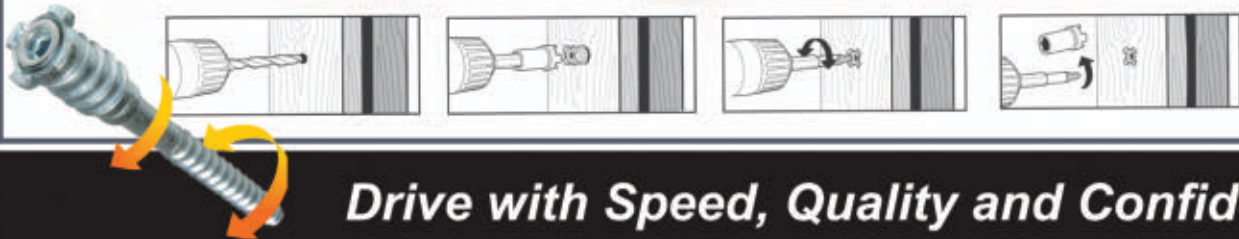
TOP STAR™ DOOR & WINDOW SHIM SCREWS

For Plumb Installations of Doors & Windows. No More Shims.



Complete TOP STAR™ System Includes:
Bit, Crown and Threaded Screw.

ÜberGrade™



Drive with Speed, Quality and Confidence

The inner screw turns independently of the outer screw for easy adjustment--without shims!

FAST & EASY- The patented "shim free" design allows for quick and plumb installation of interior/exterior wooden doors and windows. The unique screw design replaces the traditional use of shims and nails with a screw system that allows you to adjust wooden jambs until they are plumb.

QUALITY INSTALLATIONS- fine Top Star™ Shim screws allow for fine adjustments in both directions, helping to ensure professional finish - no shimming, no hassles.

PREMIUM PERFORMANCE- Once installed, the screw can be hidden by the door-stop. As an added function, after the door has been used for years, opening, closing and slamming the doors can take a toll on a door, even with shims causing the door to go out of plumb. If installed with the Top Star™ Shim Screw, all one has to do is adjust the screw back to its plumb position.

GRK
FASTENERS™
ÜberGrade

800.263.0463



Scan to visit
www.grkfasteners.com
and view our Top Star
Installation video and more!



“DIY is in decline because today's men are too soft.” This was a recent headline by UK-based newspaper, *The Telegraph*. Regarding a cultural shift in his native country, journalist Martin Daubney reported that the owners of Homebase—a major retail home-improvement chain—announced plans to close a quarter of UK stores because of the reality of “a generation less skilled in DIY projects.”

According to Daubney, “Undeniably, today's 20- and 30-some-things don't seem to possess your traditional 'dad skills'. The dismal fact that a mere five percent of 18-24s would attempt to unblock a sink doesn't bode well for humanity—unless you're a plumber.” He cites statistics that show the DIY sector in the UK has been declining at a rate of 13 percent per year since 1999.

And here's the kicker: “DIY used to make us feel manly,” Daubney writes. “We'd chuck on a tool belt, press our power drill's trigger—perhaps while even growling—and feel the testosterone course through our veins. The trouble is, being a man—in the old-fashioned sense—is deeply unfashionable, naff almost, these days.”

I haven't been to the UK since 1998, so I can't speak knowledgeably about that country, nor do I even know what “naff” means. But from my perspective down here in the Southeast United States, DIY is still running strong. Furthermore, I've seen an upsurge in DIY projects from female homeowners in recent years. Just check out Pinterest, HGTV or the DIY Network to see the vast scope of projects targeted to and written by women.

Gender roles aside, to me DIY isn't so much about being a “man” as it is being a capable and independent individual. Some folks are wired to rely on other people throughout their lives, and other people are wired for self-sufficiency. There's also a competitive

spirit involved with the DIY philosophy, as in, “if that person can do it then so can I,” which speaks to many people's sense of rugged individualism.

DIY'ers, both male and female, should always hold onto that rugged individualism, even if the concept goes out of style. It's what sets you apart from everyone else.



EDITOR-IN-CHIEF

Matt Weber
mweber@latitude3.com

ADVISORY BOARD

Monte Burch
Rob Robillard
Larry Walton
Kathy Ziprik
Mark Clement

CREATIVE DIRECTOR

Wesley Glassco

CIRCULATION

Jennifer Pentecost

PUBLISHER

Jeremy Hollingsworth
jhollingsworth@latitude3.com

SENIOR ACCOUNT EXECUTIVE

Jan Logan
jlogan@latitude3.com

ADVERTISING SALES

Jason Holsomback
jholsomback@latitude3.com

Nick Bishop
nbishop@latitude3.com

ONLINE MEDIA ASSISTANT

Sonia Griffin

BUSINESS MANAGER

Dusty Statham

SUBSCRIPTIONS

Customer Service
888 587 8911

PRESIDENT

Trent R. Boozer

EXECUTIVE VICE-PRESIDENT

Chad Gillikin

EXECUTIVE VICE-PRESIDENT

Val Carrier

Extreme How-To is published by

LATITUDE3 MEDIA GROUP, LLC

2300 Resource Drive, Suite B

Birmingham, AL 35242

Phone 205.949.1600 • Fax 205.949.1601

www.extremehowto.com

Extreme How-To (ISSN 1540-5346) is published and distributed monthly to DIY home improvement enthusiasts by Latitude3 Media Group, LLC, 2300 Resource Drive, Suite B, Birmingham, AL 35242 (executive and editorial offices). All rights reserved. Neither this publication nor any part of it may be reproduced, stored in a retrieval system, or transmitted in any form or by any means, electronic, mechanical, photocopying, recording, or otherwise, without permission of Latitude3 Media Group, LLC. Subscriptions: U.S. and possessions: 1 year (9 issues - \$18.97); foreign, 1 year (9 issues - \$32.50) U.S. funds only. POSTMASTER: Send address changes to: Extreme How-To P.O. Box 4320, Oregon, IL 61061. SUBSCRIBER SERVICE: To order a subscription or change your address, write to Extreme How-To P.O. Box 4320, Oregon, IL 61061, or call 888-587-8911; or E-mail to ehtw@pubdmgroup.com; or visit www.extremehowto.com. To order back issues, call (205) 949.1603.

The information in **Extreme How-To's** editorial content is intended to explain and simplify home-improvement tasks. Tools, products, materials, techniques, building codes and local regulations change; therefore, **Latitude3** assumes no liability for omissions, errors or the outcome of any project. The reader must always exercise reasonable caution, follow current codes and regulations that may apply, and is urged to consult with a licensed professional if in doubt about any procedures. **Printed in the USA**

Mowing

GET WORK DONE.



There is no comparison between a Zero Turn Mower and any other powered mower when it comes to getting work done quick and efficiently. A Land Pride Zero Turn Mower can cut square corners, zip around trees, and increase overall productivity on your farm, in your yard or at your business.

Get mowing work done... with Land Pride's Zero Turn Mowers!

Over 280 Products to Fit Your Lifestyle...



A Division of
Great Plains Mfg., Inc.
Salina, Kansas
www.landpride.com



Lp CONSISTENTLY LEADING THE WAY...

QA Got a?

Questions About Home Building, Remodeling? Have Your Own How-To Tip? Visit our blog at blog.extremehowto.com and click on Ask Our Experts.

Q: My son broke a wooden spindle on the stair's handrail. Since the spindle is trapped in the holes at the top and bottom, how do I replace it without removing the entire top rail?

A: The trick is to over-drill the top hole. After you've removed the damaged spindle from the top and bottom, find the proper size Forstner or spade bit and drill an extended hole in the top (but not all the way through the handrail).

The extra room in the top hole will allow you to slide the spindle inside, align its lower end with the bottom hole, and then drop it down inside. You may need to trim the spindle's length to make it fit. Fasten in place with wood glue or construction adhesive.



Adding on? Building a deck? Take a lesson from nature - round is better, stronger, smarter. Bigfoot Systems® pre-molded, ready-to-use footing forms have a well-established advantage - their shape.

Round footings are easier to level, take less concrete and can be installed in one day.

Bigfoot delivers the flexibility to build decks, porches, additions and many other applications regardless of height, complexity or weight requirements.

Choose the best, the strongest, the smartest.

For stability you can trust

Build it with Bigfoot!

BIGFOOT
SYSTEMS® The Original.

800-934-0393
www.bigfootsystems.com



Q: Why are nails designated in "penny" sizes?

A: "Penny" sizes originally referred to the price for a hundred nails in England in the 15th century; the larger the nail, the higher the cost per hundred. The terminology was adopted in the United States, written with a number and the abbreviation d for penny. 10d indicates a ten-penny nail. Nails under 1-1/4 inch (brads) are sold mostly in small packages with length and wire gauge designations. Larger nails get the d or "penny" designation. D is used to abbreviate "penny" because d is an abbreviation for denarius, a Roman coin similar to a penny that was originally used as the abbreviation in the United Kingdom.



SO EASY TO INSTALL, EVEN WE COULD DO IT

Plastpro Planking

Plastpro's prefinished planking is easy to install and maintenance-free. Moisture and rot-resistant, Plastpro Planking is perfect for interior applications and high moisture areas.



FEATURES AND BENEFITS


- EASY INSTALLATION
- LOW MAINTENANCE
- IMPERVIOUS TO MOISTURE
- EASY TO PAINT
- 100% MOLD RESISTANT
- WILL NOT ROT
- LIMITED LIFETIME WARRANTY

PERFECT FOR:

KITCHENS, BATHROOMS, DINING ROOMS, BASEMENTS



NARROW BEAD



WIDE BEAD

 **plastpro**[®]

KNOW THE BEAUTY OF INNOVATION

www.plastproinc.com

Q: Should I use sanded or unsanded grout for bathroom tile?

A: The sand in sanded grout makes it stronger than the unsanded variety so it resists shrinkage and cracking better. Sanded grout should be used in all joints larger than 1/8 inch. For most projects, sanded grout is the best choice. However, for more delicate tiles such as marble or polished stone, use only unsanded grout to avoid scratching the surface.

Q: I have new stained wood kitchen cabinets. What's the best way to care for them?

A: Wood cabinets and furniture of all types require routine care and attention. You should dust weekly and apply furniture polish monthly. Use a wax-free and silicone-free polish. Apply polish to a clean, soft, lint-free, cotton cloth and wipe in the direction of the wood grain. Never apply polish directly to the surface you are cleaning. Work on a small area at a time and wipe completely dry before moving to the next area. Clean spills and splatters immediately because prolonged exposure to food or liquids may discolor the cabinet finish. Avoid using a dishcloth to wipe your cabinets, since it may contain remnants of grease and detergents. Never use abrasive sponges, abrasive cleaners, scouring pads, harsh detergents, ammonia solutions, glass cleaner or powdered cleaners on wood surfaces. Cleaning products specifically formulated for wood cabinets and furniture are recommended to remove kitchen grease, cooking oil, smoke film and several kinds of stains. Use your cook top or oven hood fan when cooking to draw steam and grease away from your cabinets.

YOUR PROFESSIONAL SOLUTION
for Concrete Repairs and Restoration

EASY TO USE • STRUCTURAL STRENGTH IN 1 HOUR • PAINT ON IN 2 HOURS

Results last twice as long as portland cement concrete

Use Cement All®, Mortar Mix and Concrete Mix for high strength structural restoration, vertical and overhead repairs, crack and spall repairs, anchoring, grouting, floor repairs, stucco repairs, and more.



Customize Your Cement, Mortar, Concrete and Grout Mixes

Have more time to place and finish your concrete with SET Control®

Increase your fluidity and strength of your mixture with FLOW Control®



Available At **THE HOME DEPOT**

RapidSet 800-929-3030
WWW.CTSCEMENT.COM/DIY



Shear FLR

"Make the Cut!"

**Cut laminate flooring quickly and accurately
No Noise • No Dust • No Electricity**



**Work where you cut –
cut where you work**



Made in the USA

For a 15% discount on shears
purchased online* at
www.BulletTools.com,
use promo code **EHTJANFEB**

*Code good until 2/16/15



BULLET TOOLS
Cutting-Edge Solutions for Tradesmen



Scan here for video

Visit BulletTools.com for a full assortment of flooring, siding and insulation cutters.

Q: When replacing a door and transom, do the replacements come as a single unit or separate pieces?

A: You should consult with your door supplier about their specific techniques. If you're picking up the door, the manufacturer might pre-attach the transom. If you're having it shipped, however, manufacturers often send the door and transom as two separate pieces to be assembled on site. We had to assemble the last door/transom combination that was shipped to us. We attached the transom to the door using construction adhesive and sealant along the joint, as well as screws and nailing plates bridging the joint on each side to hold the jambs together.

Q: Is there a right and wrong way to use wood shims?

A: The best method for using wood shims is to insert them in pairs between the two surfaces you're trying to move or support. When shimming a door, for example, shims are inserted from each side of the door jambs so that their thin ends meet and overlap. By sliding the shims further into the gap, the wood pieces slide over each other and push the shimming surface outward, creating the thickness of two shims. This dual-shim method also provides a flat surface to work with, rather than using a single triangular shim from one side, which creates a "teeter-totter" effect against the surface being shimmed. **EHT**

Wireless Remote Switch **Treemote™**

**No More Crawling Under
Or Behind Your Tree!**

Controls your Christmas tree and other lights from any room up to 80 feet (24m) away!

Treemote™ solves the daily task of turning your Christmas tree lights on and off.

Easy to install and simple to use.

Treemote™ is Santa's best idea in years!
Use it all year round.

Order yours today!

A great stocking stuffer!

A perfect gift idea!

Toll free 884-TREEMOTE (844-873-3667)

Online www.treemote.com



\$19.99



Just Stick It!



In freezing temperatures



On wet surfaces



Around bathroom fixtures

The Tough Elastic Sealant for Every Job

- Instantly waterproof
- Indoor/outdoor use
- Wet, dry or freezing temperatures
- Paintable
- Cured sealant is mildew resistant

Where can you stick it?
Find out at www.sashco.com



10300 E. 107th Place • Brighton, CO 80601
800-767-5656 • www.sashco.com

Follow Sashcoinc at



Impact Driver Update

New Tools & Accessories



By Matt Weber

Impact Drivers are a relatively new power-tool category that's taken the construction world by storm. Unlike conventional powered screwdrivers, an impact driver uses an internal anvil to deliver much higher rotational torque than conventional drill/drivers. When the power needed to drive the fastener exceeds the torque of the tool's rotational force, a drive gear with two matching lugs strikes the anvil to nudge the bit along. The tool produces its signature tapping sound when the striking engages.

The impact action drives fasteners very quickly, and little pressure is needed from the user—just enough to keep it in the slots of the screw-head. This grants greater control and helps prevent the bit from jerking out of the fastener. Impact drivers are excellent tools where speed and user fatigue are an issue. These tools are measured by impacts per minute (IPM), and some 18-volt units can deliver more than 1,600 lbs. of torque.

The design of the tools have already evolved in recent years with multi-speed adjustability,

powerful compact models, right-angle configurations, brushless motor technology and tool-specific accessory lines. Here's a look at some recent developments.

BRUSHLESS MOTOR TECHNOLOGY

A power tool's electronic brushes often require replacement after the tool sees a lot of wear. However, major tool manufacturers are moving toward brushless motors that not only eliminate the maintenance headache of brushes but also offer performance advantages over the older motors.

Instead of wearable brushes, tool manufacturers engineer more steel and copper into the brushless motors for longer life as a result of reduced friction, less heat buildup and higher efficiency. Brushless motors can deliver significantly more power and run time.

Expect brushless motors to show up in new professional-grade drills, drill/drivers, impact drivers and hammer-drills, but don't expect the technology to make an across-the-board takeover of conventional brushed motors. Brushless technology is expensive, so weekend warriors may not want to shell out the big bucks for the advanced weaponry.

Milwaukee Electric, Makita, DeWalt, Bosch and Hitachi Power Tools all offer contractor-grade brushless impact drivers

BOSCH SOCKET-READY IDH182

Boasting a whopping 1,650 in.-lbs. of maximum torque, Bosch Power Tools' new IDH182

Give your wood a **MAKEOVER**



Amber Stain on teak and PT pine

Photo courtesy of Beth and Rod of *See Dirt Run!*

Professional grade yet homeowner friendly

ARMSTRONG'S WOOD STAINS

Long Lasting, Easy to Apply and a Breeze to Maintain

Manufacturers of VOC-Compliant, Oil-Based Wood Finishes

www.armclark.com • (800) 916-8211

PLEASE VISIT THE WEB'S PREMIERE SITES FOR OUTDOOR WOOD RESTORATION TOPICS AND DISCUSSIONS,
www.thegrimescene.com/forums www.thewoodpros.com



brushless 18V impact driver features a Socket Ready all-in-one tool holder. This innovative tool holder combines a 1/4-in. hex and 1/2-in. drive into one unit, eliminating the need for



users to own an impact driver and impact wrench (and also eliminates the need for fragile socket adapters). The IDH182 features a compact head and weighs just 3.2 lbs. when paired with a 2.0 Ah lithium-ion battery. The Bosch Performance Control System allows users to adjust tool speed and torque with a push of a button

to match the tool's performance to the application. This helps eliminate screw cam-out in screwdriver mode, reduce screw shearing in the self-tapping screw mode, while generating max output in general-purpose mode. (www.boschtools.com).

MILWAUKEE M18 1/4-N. RIGHT ANGLE IMPACT DRIVER

Milwaukee Tool's new M18 1/4-in. Hex Right Angle Impact Driver (2667) brings speed and control in hard-to-reach fastening applications. The 2667 features a 1.7-in. head profile to deliver access to areas where a pistol-grip impact can't reach, and it's the only tool in the category to offer multiple speed/torque modes through a proprietary 2-Mode

Ready Seal

Goof Proof™

STAIN AND SEAL LIKE YOU MEAN IT.
No Laps, No Runs, No Streaks, No Back Brushing.

Protect, beautify and prolong the life of any outdoor project with Ready Seal®, the professional-grade stain and sealer in one. Ready Seal goes on with no laps, runs or streaks for perfect results, every time. Available in one and five-gallon sizes.

MAHOGANY-030 DARK WALNUT-025B REDWOOD-020

GOLDEN PINE-100G LIGHT OAK-005 NATURAL CEDAR-012 PECAN-015B

ORDER ONLINE OR BY PHONE
www.ReadySeal.com | 888.STAIN4U

“The Product of Choice by the Professionals™”

arke[®]
fontanot


SPIRAL STAIRS AND MODULAR STAIR CASE KITS

AVAILABLE THROUGHOUT THE USA, ARKE SPIRAL AND MODULAR STAIRCASE KITS CAN BE BUILT IN A DAY BY THE AVERAGE DO-IT-YOURSELF HOME ENTHUSIAST.

The OAK 70.XTRA ▶

The Oak 70.XTRA is an adjustable premier series spiral staircase that features solid Oak wooden stair treads and landing to complement and add style to any interior living space. Surrounding the full length of the staircase, the horizontal balusters and railing design is visually unique when compared to the traditional vertical baluster design of most stairs. The staircase can be easily installed by the homeowner in a single day using common household tools. The Oak 70.XTRA is available in 2 diameter sizes and is available in 2 choices of color...Hi-Gloss Black and Hi-Gloss White.

- Standard kit includes 12 oak wood stair treads, a landing, a complete handrail, and all necessary hardware and connectors.
- Diameters available include a 5 ft. 3 in. model and a 4 ft. 3 in. model.
- The height range for the standard kit is adjustable from 8 ft. 3 in. to 10 ft. 2 7/8 in. and with additional components, can be installed to a maximum height of 11 ft. 9 5/16 in.
- Powder coat finished painted in either Hi-Gloss Black or Hi-Gloss White.
- Can be installed in a clockwise or counterclockwise rotation.
- Stair treads and landing are made of solid Oak wood with a natural stain and a polyurethane protective coating.
- Balcony rail kits are available in matching color and horizontal baluster and railing design.
- Handrail is manufactured from an aluminum core surrounded by a soft PVC cover to allow the handrail to be curved at the time of installation to accommodate the radius of the staircase.
- Rise between stair treads is adjustable from 8 3/8 in. to 9 1/4 in.
- Interior installation only.
- A complete installation guide is included in all kits and an installation video is available upon request.
- Homeowner should consult with local building department concerning building codes prior to purchase.



arke[®]
fontanot

www.arkestairs.com



Drive Control. The 1/4-in. hex drive has 1-in. bit acceptance for tighter access and a wider range of useable accessories. The extended paddle-switch design allows operation of the tool from multiple grip points, and an eight-point rotating head provides access from multiple angles. The new impact includes Milwaukee's RedLink Intelligence advanced electronics for overload protection and temperature management (www.milwaukeetool.com).

PORTER-CABLE 20V PCC640LB IMPACT DRIVER

Fast and powerful but priced for the DIY'er, the 20V Porter Cable PCC640LB Impact Driver boasts a high-torque output of 1,450 in-lbs. The extra torque comes in



handy when boring big holes in tough materials. The new driver also comes with some handy pro-grade features like an over-molded grip, LED work light, battery fuel gauge, a "one handed" easy-load chuck, two magnetic bit holders and spring-loaded lithium-ion batteries with 40-min. charge time (www.portercable.com).

MAKITA'S DT01ZW 12V MAX COMPACT IMPACT DRIVER

For plenty of power in small places, Makita's DT01ZW 12V

Fast... Faster... Fastest! 

Gauge and install fiber-cement siding up to 48% faster* with the Gecko Gauge.



Visit pactool.us/demo or scan this code with your mobile device to see the Gecko Gauge in-action today!



*Speed percentages based on test results of siding installation tasks as conducted and published by James Hardie.

Port Austin Level & Tool Manufacturing Company

Quality is our Greatest Salesman

Our goal is to give tradesmen the best tool possible. That same high quality marks our do-it-yourself products, which give professional results.



FLAT BRASS SERIES
Comes in lengths of 18, 24, 28, 30, 36, 42, 48". Thick brass to help protect the working edge. Rubber End Caps for shock absorption. Hand holes for ease of carrying.

30-9 TORPEDO LEVEL *Standard or Magnetic.*
Level Vial, Plum Vial, & 45 Degree Vial. Nickel plate on the top to protect the vial. Other torpedo models: **10-9** (two vial; level and plum) and **9-9** (single level vial). Slides perfectly into your tool belt slot or pocket.



This is the level that was featured on Modern Marvels "Pocket Tools" episode!

Port Austin Level & Tool 800-835-1798
www.portaustinlevelandtool.com 



**MAZE
NAILS**

Building
America
one NAIL
at a time

Designed for



SMARTSIDE®
TRIM & SIDING

MAZE NAILS Stocks Painted Nails!

Custom Prefinish Program Color

Prefinished Color	Maze Color #
LP Almond	M-058
LP Blue	M-256
LP Country Red	M-026
LP Cream	M-245
LP Harbor Grey	M-294
LP Khaki	M-251
LP Mist Grey	M-313
LP Sage	M-196
LP Sand	M-158
LP Walnut	M-040
LP Wheat	M-034
LP White	M-061



Color Matched Nails save **BIG \$\$\$** in time and labor on prestained and prefinished jobs!



★ **20 Degree Stick**
Full Round Head Nails
Available in Smooth & Ring Shank



★ **Painted Coil**
Painted Coil Nails Available
in Smooth & Ring Shank



★ **15 Degree Coil**
Roofing Nails for
Blind Nailing LP SmartSide



Each 5-lb. box includes 2 hammercaps to be used when driving painted nails (to reduce paint chipping)!

- Available in double hot dip galvanized coils, collated sticks and hand drive
- Available in pre-finished colors to match SmartSide® Trim & Siding
- Engineered for both face and blind nailing applications



1.800.435.5949 • mazenails.com

Division of W.H. Maze Company
Helping to build America since 1848

100%
made in the
USA

max lithium-ion cordless impact driver delivers 800 in.-lbs. of maximum torque in an ultra-compact size (6 inches long). Backed by a 3-year warranty, the driver offers variable speed (0-2,400 RPM and

0-3,000 IPM) and weighs only 2 lbs. with the battery. A built-in LED illuminates the work area, and the soft rubberized grip makes it comfortable for all-day use (www.makitatools.com).



**BLACK & DECKER
BDCI20C 20V IMPACT
DRIVER**

Selling for only \$99 at the Home Depot with batteries and charger included, Black & Decker's 20V lithium-ion impact driver (BDCI20C) is a solid choice for a DIY builder on a budget. The BDCI20C cordless impact is



designed with a high-performance transmission that delivers an ample 1,375 in.-lbs. of max torque. This tool is compact, lightweight and backed by Black & Decker's 2-year limited warranty (www.blackanddecker.com).

IMPACT BITS

Although impact drivers are excellent tools for fastening applications, the striking action of the tools can be tough on bits. Most hex-shank screw-driving bits are compatible with impact drivers, but tool manufacturers are now engineering bits specifically for

Starrett Squares
Combination, Framing and Solid Squares



Watch how many ways to use a combo square!
<http://hubs.ly/0dtt10>



Your name depends on ours...

What company provides quality and value?

Starrett[®]
Innovation Rules

starrett.com

maximum durability with impact drivers by using more ductile steel, shock-absorbing geometry, and bits that are forged rather than milled, so they fit fasteners more precisely. The tighter fit reduces stripping and increases the life of the bit itself.

Notably, however, the new impact bits are generally designed to absorb extra shock during maximum-torque applications, such as metal-to-metal fastening. When fastening in pressure-treated wood, however, the drivers don't require that much torque, thus the extra ductility in the impact bits isn't necessary, in which case the less expensive standard hex bits will suffice.

MAKITA IMPACT GOLD SOCKET SET & ADAPTER

Makita's new 3/8-in. square-drive socket set can equip your impact driver to function like an impact wrench. The sockets are machined from heat-treated alloy steel for heavy-duty torque and have a black oxide finish for longer socket life. The 9-piece set includes an Impact Gold 3/8-in. socket adapter, which is



machined from high-quality steel engineered for use with impact drivers, and tilts up to 15 degrees for work in tight areas. Whereas contractors usually rely on two-piece U-Joint sets, the Impact Gold offers a single adapter for sockets that delivers a solution for fastening metal frames, automotive components and more (www.makitatools.com).



MILWAUKEE'S SHOCKWAVE EXPAND ACCESSORIES

Milwaukee Electric Tool grows its Shockwave family of impact driver accessories with the

Expand line of products. The goal of Expand is to reduce the sheer amount of accessories users often need to carry with them to complete a job. By pairing the new extended length magnetic

Plan Station Job Site Desk



Being organized is the key to building a great project. Whether you're remodeling or building new, Plan Station helps you WORK LIKE A PRO.

- No more makeshift tables
- Easy setup and portable
- Hangs on 48" centers
- Great for your shop or garage

ORDER AT: planstation.biz

bit-holders and insert nut-drivers with the existing 30-deg. Knuckle pivoting bit holder and 21 insert bits, users can do more and carry less. To match the breadth of the Expand lineup, users would typically need to carry more than 130 unique accessories. (www.milwaukeetool.com).

IRWIN IMPACT PERFORMANCE SERIES ACCESSORIES

The new Irwin Performance Series accessories are engineered specifically for use in impact tools. From the right length bit, to the most used diameters, tip types, bolt, socket and drive sizes, the expansive product range ensures the right impact accessory for

drilling, driving and extraction applications.

The Irwin Impact Performance Series Tapcon Installation System combines a drill bit and drill/drive sleeve to make Tapcon installation faster and easier. The bits have a built-in hex collar stop feature for drilling the perfect hole depth for Tapcon screws, as well as other concrete screws. Designed with three different lengths across two different diameters, the carbide-tipped bits match up with all standard Tapcon screw diameters and lengths for drilling the most common hole depths for masonry fastening applications.

Wrestling with a stripped screw? Irwin's Screw-Grip Impact Performance Series

Extractors feature DoubleLok Technology ensuring that both ends lock into impact drivers and quick-change chucks. A single bit drills and extracts to easily remove stripped or damaged screws and small bolts in three steps: drill, flip the bit, then extract. The tip of the drill end is designed to start fast, with minimal walking, and the tip of the extractor end is serrated for increased torque to easily remove even the toughest screws.



HOWARD



"Restore It - Don't Strip It!"



Restor-A-Finish

- Restores color and luster to faded wood finishes
- Eliminates heat rings and watermarks with a wipe-on, wipe-off process
- Blends out minor scratches and blemishes
- Available in Neutral, Maple-Pine, Golden Oak, Walnut, Cherry, Mahogany, Dark Walnut, Dark Oak, and Ebony

Feed-N-Wax

- Protects the restored finish with a coating of beeswax and carnauba wax
- Prevents drying and deterioration of wood finishes
- Easy to apply, gel-like consistency polishes to a soft luster

Orange Oil

- Leaves a beautiful shine and the fresh scent of oranges
- Maintain the restored look with weekly dusting
- Does not contain silicone or linseed oil



www.HowardProducts.com

Howard Products, Inc. • Paso Robles, CA USA • (800) 266-9545



STEGOCRAWL™ WRAP



*Don't take chances with the health of your home,
install StegoCrawl Wrap Vapor Barrier in your crawl space.*

PROFESSIONAL-GRADE VAPOR PROTECTION FOR YOUR HOME

Whether you are building a new home or have lived in yours for years, it is smart to make sure your crawl space has proper moisture protection. Moisture can create environments for mold growth and damage building materials. Ensure a healthy home and save on your home's overall energy efficiency by using StegoCrawl Wrap Vapor Barrier to encapsulate your crawl space.

*"You can prevent damage to your home and furnishings,
save money, and avoid potential health problems
by controlling moisture and eliminating mold growth."*

– U.S. Environmental Protection Agency, www.epa.gov



National Availability. Local Support.

STEGO INDUSTRIES, LLC

949.257.4100 • 877.464.7834

www.stegoindustries.com

For 10% Off Enter
Promo Code: **wrap 10**

Now Available
Online!



Irwin's Bolt-Grip Impact Performance Series Extractors feature reverse spiral flutes engineered to provide maximum gripping power to easily remove the most stubborn of broken, damaged or rusted nuts, bolts and

screws. They're manufactured with high-carbon steel, and the universal lobular design fits all types of fasteners.

Irwin also offers a right-angle drill/drive accessory for impact drivers. The low-profile attachment accesses tight spots, and the

chuck accepts all standard 1/4-in. hex shank accessories including insert bits. The accessory is constructed with steel gears and ball-bearing drive for smooth drilling and long life with a molded handle for secure and comfortable grip (www.irwin.com). **EHT**



Solve Indoor Air Quality and Comfort Problems



- XCHANGER™ Reversible Ventilation Fans and UnderAire™ Crawl Space Fans
- AireShare™ Room-to-Room or Level-to-Level Transfer Fans
- Balance Booster™ Reversible Transfer Fan
- Radon VAC™ Side Wall Radon Mitigation Systems
- Sure Dry™ Shower Drying Systems
- Clothes Dryer Duct Boosters®
- Auto-Draft® Chimney Top Fans
- Duct Booster® Standard & High Performance fans

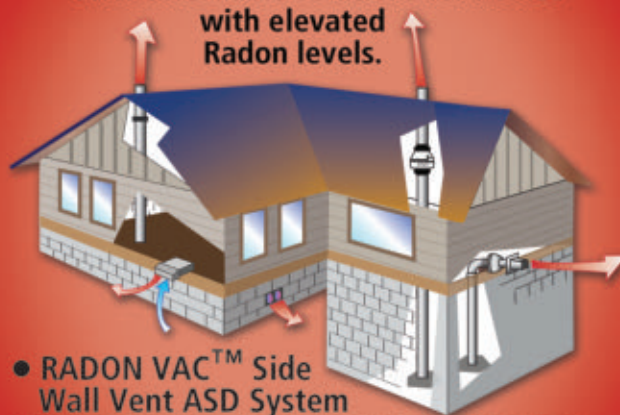


Tjernlund Products
800-255-4208 • tjernlund.com



Protect your family from Radon!

The EPA estimates that Radon is the 2nd leading cause of lung cancer deaths. We offer affordable solutions for homes with elevated Radon levels.



- RADON VAC™ Side Wall Vent ASD System
- P-Series High Performance In-Line Fans
- 16 Watt 4" PVC In-Line Booster Fan
- RX2 Ventilator Basement and non-ventilated Crawl Space Fan
- RV2 Ventilator Crawl Space Fan



Tjernlund Products, Inc.
800-255-4208 • tjernlund.com

Live the Outdoors!®



DIY FRIENDLY COATINGS WITH CONTRACTOR GRADE RESULTS

Superdeck protects and beautifies all your outdoor wood structures, allowing you to spend less time on projects and more time enjoying your home improvements.

Superdeck Wood Stains

- Oil based formula penetrates deep into the wood
- Choose from transparent, semi-transparent and solid color coatings
- Superior protection and water repellency
- Maximum UV protection
- Easy to use and low maintenance



DUCKBACK™

Live the Outdoors!®

1-800-825-5382

www.superdeck.com





PATIO GRID- LOCK

Julie Quigley wanted a large backyard patio with the look of traditional pavers. Her house had a small concrete patio, and the plan was to cover it in pavers and extend the new surface for a larger overall patio area.

The job site had its challenges, however. The yard was confined within a wooden fence in close proximity to the surrounding neighbors. The only access was through a narrow walk-through gate, so the patio area couldn't be accessed by truck to deliver the materials.

The solution to these problems was found in the unique features of Azek composite pavers. Azek pavers are made from up to a 95-percent composite blend of post-consumer recycled automobile tires and plastic containers. The material is one-third the weight of concrete, meaning they're much easier to move by wheelbarrow than standard pavers when you can't use a truck. For Quigley's circumstance, this saved a lot of labor and time in transportation and site prep.

The pavers also come in different thicknesses. The Resurface pavers are a thinner profile to cover old patios such as the existing slab. And the Standard Landscape pavers are perfect for new patios and walkways, such as the planned expansion.

Furthermore, Azek pavers use a patented grid system for installation that dramatically reduces installation time and makes it easier than manually setting and aligning heavy traditional pavers. The 16-by-16-in. grid also ensures straight lines and assists with a level layout. Plus, the pavers can be cut using a regular miter or jigsaw—no wet saw required.

*Build a patio
with composite
pavers in an
interlocking grid
system.*

PATIO GRID- LOCK



STEP-BY-STEP

Make sure the patio site is not located where standing, above-ground water conditions are anticipated. For this project an underground downspout extension was installed to divert water away from the expansion area.




Proper sub-base grading and other storm-water management designs should prevent the appearance of water at grade-level. Contractor Anthony Muñoz made sure the patio maintained the slope of the existing patio to drain water away from the house.

The patio site was laid out and squared up with stakes and string. This provides a visible guideline for the installation to follow.



To prepare for the flexible-base expansion, the installers had to break ground and level the earth. Prior to excavating the site, ensure all underground utilities



(e.g. electrical lines, phone lines, water lines) have been properly located and identified. This project required relocating an underground sprinkler.

The ground had to be graded evenly in preparation for the crushed rock required for the flexible base.

The easiest part of this patio project was resurfacing the existing slab. The Azek pavers install over a grid system, with pavers installed over two adjoining grids to interlock the foundation.



HARDWOOD FLOORS FOR LESS!

**LUMBER
LIQUIDATOR\$
ProSales**

See us in
Las Vegas!




January 20-22, 2015 | Booth #C5526

International Builder's Show | Convention Center | Las Vegas, Nevada



Norm Abram



Tom Silva



Nicole Curtis



Vanilla Ice

Meet TV Celebrities
and Home Improvement
Experts

Check Out New
Flooring Innovations

See a variety of the
HOTTEST flooring trends

Booth #C5526

Visit the Lumber Liquidators ProSales booth to see live demonstrations and learn more about our exclusive flooring programs.

- Builder Project Assistance
- Trade Exclusive Products & Programs
- Sample Programs
- Volume Discounts
- Commercial Line of Credit (House Account)
- Full Warranties
- Sales opportunities nationwide

Schedule of Events

Tuesday, January 20th

10-11am Installation Demonstration 3:30-4:30pm Installation Demonstration
1-3pm Norm Abram & Tom Silva (This Old House)

Wednesday, January 21st

10-12pm Nicole Curtis (Rehab Addict) 3:30-4:30pm Installation Demonstration
1-3pm Vanilla Ice

Thursday, January 22nd

10-11am Installation Demonstration 1-2pm Installation Demonstration

HARDWOOD FLOORS FOR LESS!

**LUMBER
LIQUIDATOR\$
ProSales**

For more information contact your ProSales Sales Representative
at **800-274-2360** or prosales@lumberliquidators.com

PATIO GRID- LOCK

The grid lays directly over the existing slab, and the interlocking system is held in place by weight and friction. The slab was in good, flat condition. If the slab were damaged, it would have required

self-leveling concrete or a similar product to fill in any low areas. High areas can be knocked down to create a smooth surface.

The resurfacing pavers have a thin profile to minimize the



elevation of the walking surface over an existing patio. The homeowner chose a herringbone pattern for this installation.



In some cases a full-size grid may not fit into the confines of the patio site. In this case the grid can be cut with standard woodworking equipment, such as a jigsaw or circular saw with a low tooth-count ripping blade.

SIT BACK AND ENJOY THE SNOW!

SNOWSPORT[®]
HD UTILITY PLOW

Starting at
\$1,650⁰⁰



Complete Plow Package

- Bolt-on model specific 2" front receiver mount included
- Rust-proof anodized aluminum blade never needs repainting
- Heavy duty frame allows blade to move up and down automatically with the terrain
- Simply pull one pin and remove to store
- Fits trucks, SUVs, ATVs, UTVs and more

Order Today!

888-703-4819

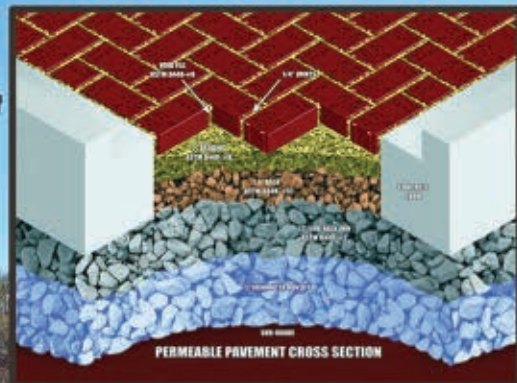
www.snowsportplow.com

Tested. Trusted. Guaranteed.

HARDSCAPE ON TOP

StormPave...it's like hiding your retention pond under your hardscape.

With a BMP installation, you can have a traditional clay paver hardscape and storm water storage too. StormPave permeable clay pavers have been independently tested to have an infiltration rate of 720 inches per hour.



From the base storage, storm water can dissipate back into the soil or be routed to underground tanks to be used for landscape irrigation. Either way, you don't have to give up valuable real estate for a retention pond.

800.334.8689

www.americaspremierpaver.com

www.pathwaycafe.com

WATER STORAGE BELOW

PATIO GRID- LOCK



The Azek pavers can also be cut with woodworking tools. This is easier than using a hammer and brick set, or a wet saw, which is required for cutting standard pavers.

The resurfacing pavers were installed to the edge of the existing patio, and a decorative border would be installed later.

The sub-base of the patio extension had to be significantly built up



to match evenly with the new paver surface. Azek recommends the base material should be a dense graded aggregate. Aggregate graded to 3/4-in. minus is a commonly used base material, often referred to as "class 5" or "road base." For patios and walkways, 4 to 6 inches of compacted base is required, plus a compacted sand bed of 3/4 to 1 inch beneath the grid.



To calculate how deep to excavate, add up these layers: $\text{Excavation Depth} = \text{Base Material Thickness} + \text{Sand Bed Thickness} + 2.38 \text{ inches (pavers)} - 1/4 \text{ inch}$. (The subtraction of 1/4 inch leaves room for compaction that occurs during the final tamping.)

The contractors rented a plate compactor to tamp down the

ON-SITE SOLUTIONS

Virtually any remodeling project presents unexpected challenges, and we discovered an issue with joining the Azek Resurfacing Pavers to the grid of the Azek Standard Pavers at the the edge of the patio expansion. Pavers should cross from one grid to the adjacent grid, locking the patio system together. However, the thin profile of the Resurfacing Pavers didn't reach the interlocking knobs of the adjoining grid. After a little deliberation, we decided to cut a shim from the thin part of a scrap resurfacing paver to make up the difference in the thickness. We then used heavy-duty construction adhesive to first glue the shim to the grid and then to the underside of the interlocking Resurfacing Paver that joined the two grids. This workaround seemed to work well, however the photos contained herein are for display purposes only and not for the purpose of validating the suitability or safety of this particular installation or application of the product. Always consult Azek's Installation Guide as well as local building codes to ensure proper installation.





ground prior to adding the road base. This step is highly recommended to reduce settling of the soil.

Installing the road-base in sections, spreading each load as you go, can make it easier to shape the base layer.

The crushed-rock base is leveled with screed boards and then tamped down with another pass of the compactor.

The sand bed is then applied and it, too, is flattened with a third pass of the compactor.

Screeding the sand evenly creates a workable surface for the grid and pavers and makes it easier to make the installation even.

With the sand bed flat, the grid can then be installed followed by the interlocking Standard Pavers.

DeckWise.com
An Ipe Clip® Brand

FIND YOUR LOCAL DECKWISE® PRODUCT DEALER!
www.deckwise.com • 866-427-2547
 SMART SOLUTIONS FOR TOUGH DECKS™

Become a DeckWise® Dealer!

DEALER BENEFITS: • U.S.A. Made Products • Online Business Locator • Corporate Advertising
 • Quick Direct Shipping • No Set Stock Requirement • Marketing & POP Available

DeckWise® The Ipe Clip® Fastener Co., LLC
 2111 58th Avenue East, Bradenton, FL 34203

DeckWise® International B.V. • Nijverheidsweg Noord 60-2 • 3812 PM Amersfoort • The Netherlands

Email: info@deckwise.com

1 STRAIGHTEN

Hardwood Wrench™ Board Straightener & Spacers

2 FASTEN

Hidden Fastening Systems for Decking, Siding, and Tiles

3 PROTECT

UV Protectant Deck Oil and End Grain Sealer

PATIO GRID- LOCK



Once installation is complete, the finished surface of the patio is again tamped with a compactor. This will even out small undulations and lock the pavers into place.

Finally, sweep sand into the paver joints. The same sand used for the sand bed can be used for the joint fill. This is a clean, sharp



and well-graded coarse sand. Do not use polymeric sand with the Azek pavers, because as the system expands and contracts it may cause the polymeric sands to break away from the edges of the pavers.

Azek Pavers require an edge restraint around the perimeter to help keep the installation from



moving and the perimeter pavers from tipping off the grid. The edging is generally staked down using 10-in. stakes, one every 6 to 12 inches. Plastic, aluminum or concrete edging will work.

Available in five colors, Azek pavers are stain-, impact- and scratch-resistant. With an innovative grid system and less than half the weight of traditional pavers, Azek pavers install up to three times faster than other pavers. And as we discovered on this patio project, the results are a beautiful upgrade to the backyard landscape. **EHT**

The Construction-Math Calculator That Works FOR YOU!



NEW!

CONSTRUCTION MASTER® PLUS EZ

- ▶ Select a job.
- ▶ Enter known values when prompted.
- ▶ Solve.

Get it right the first time, every time.

Solutions for more than 140 building calculations!

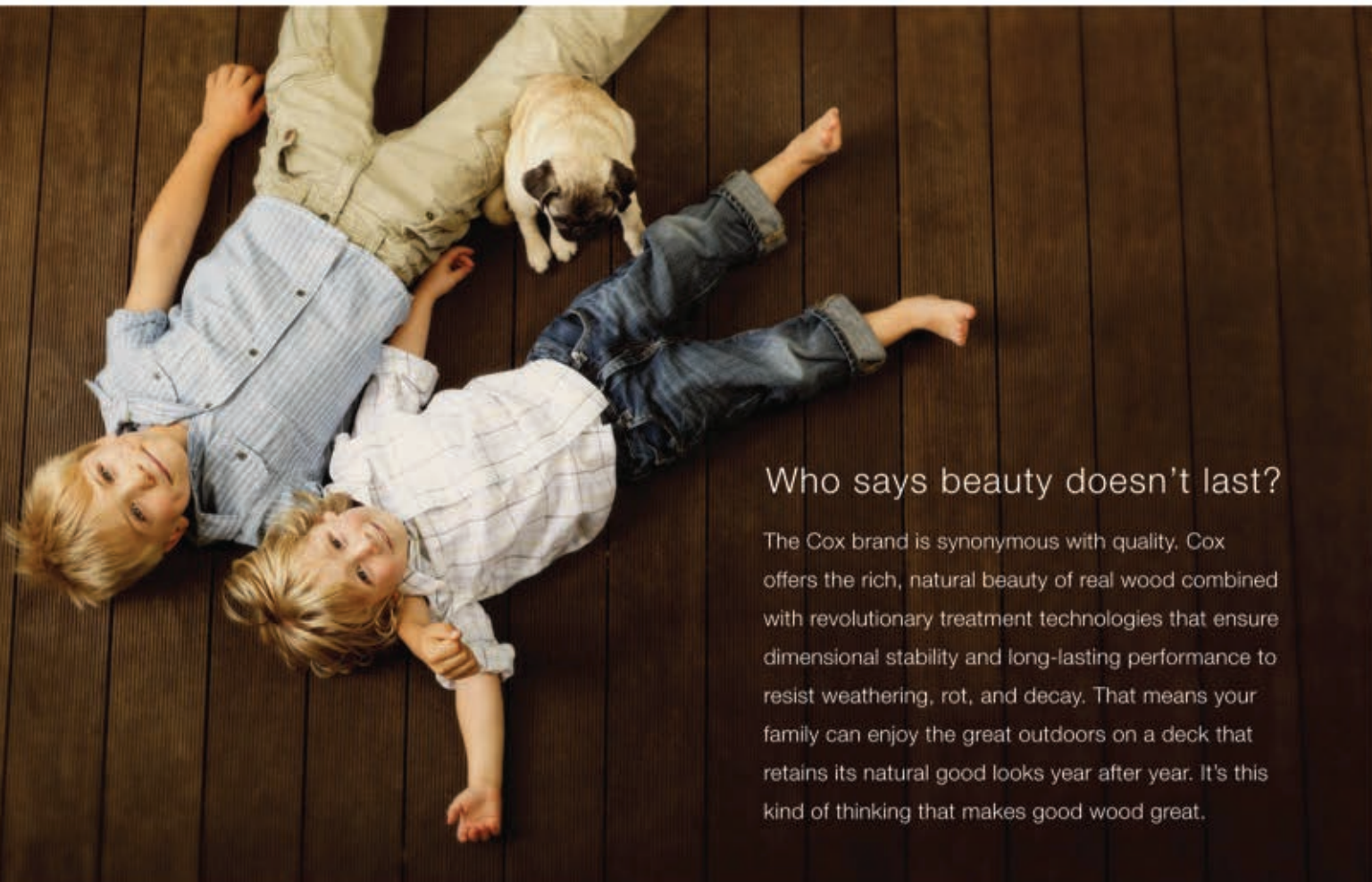
For a dealer near you, call **1-800-854-8075**
www.calculated.com

Visit us at booth #C3254.

NAHB
THE INTERNATIONAL BUILDERS SHOW
2015

CALCULATED INDUSTRIES

Cox residential



Who says beauty doesn't last?

The Cox brand is synonymous with quality. Cox offers the rich, natural beauty of real wood combined with revolutionary treatment technologies that ensure dimensional stability and long-lasting performance to resist weathering, rot, and decay. That means your family can enjoy the great outdoors on a deck that retains its natural good looks year after year. It's this kind of thinking that makes good wood great.



Find a Dealer. Become a Dealer.
800.476.4401 | www.coxwood.com

Cox Better Ideas. Better Wood.™

RESIDENTIAL

UTILITY

MARINE

STOP LEAKS PERMANENTLY. MAXIMIZE PERFORMANCE.



Don't let your driveway look like this...

SCAN TO
REVIEW
OUR NEW
2014
DIGITAL
CATALOGUE








2014 bluedevilproducts | all rights reserved



BlueDevilTM PRODUCTS

STOP LEAKS PERMANENTLY. MAXIMIZE PERFORMANCE.

-  Guaranteed permanent repair for cooling and fluid oil system leaks
-  Compatible and safe for gas & diesel engines
-  Alternative cost-effective solution for vehicles not worth the hard part repair
-  Easy to use and non-harmful to vehicles, equipment, and shop machinery
-  Products available nationwide at your favorite auto parts retailer

1.888.863.0426 | www.gobluedevil.com

INTERNATIONAL BUILDERS' SHOW 2015

PREVIEW

Each year construction professionals from coast to coast convene at the International Builders' Show, the largest annual light construction show in the world. To be held January 20, 2015 in Las Vegas, Nevada, the show is a huge exhibition of the latest technology in foundations and roofing and everything in between (www.buildersshow.com). IBS is the place to see the most advanced building products available and explore the newest innovations with hands-on demonstrations in more than 300 building industry categories. Here's a preview of the big event to give you a sneak peek at the cutting-edge trends you can expect to see on the convention floor.

BULLET TOOLS

Bullet Tools is a US manufacturing company that develops fixed-blade cutting and installation solutions for the construction industry to reduce time and improve jobsite efficiency, accuracy and safety. Bullet Tools originated dust-free, fixed-blade cutting technology in 1998 when a longtime contractor, Dalen Gunn, launched the Magnum Shear as a better way to cut flooring with no motor or spinning blade and no electricity required. It spawned an assortment of cordless, dustless flooring, siding and insulation tools that allow you to cut where you work and work where you cut, replacing the

circular saw with hassle-free, time-saving options. In addition to the Magnum and EZ Shears for flooring and siding, the dust-free CenterFire foam blades are the only circular saw blades on the market that cut rigid foam without producing harmful dust and debris, while the complementary CenterFire straight blade handles curves and notches. Visit www.bullettools.com or try the tools at booth #C8506

DITRA-HEAT

Ditra-Heat provides floor warming and uncoupling in a single layer. Floor warming systems have become very popular as a way to make tiled floors even more desirable. The frequent fluctuations in floor temperature create greater stress on the floor assembly and increase the need for an effective uncoupling system. Ditra-Heat is the first electric floor-warming system that directly incorporates essential uncoupling technology into the system to provide heated floors that are not susceptible to cracking. The heating cables are easily snapped into place on top of the uncoupling mat with no clips or fasteners. The installer has complete flexibility on where the cables are placed so every installation is customized to suit the exact



EarthWay®

EV-N-SPRED

FLEX-SELECT

The NEW F80 "Adaptable"
Broadcast Spreader System
with interchangeable material
application trays.

Easy to use, professional results.

*You have never seen
anything like it!*

**APPLICATION TRAYS
INCLUDE:**

HIGH-OUTPUT: Blue

LOW-OUTPUT: Black

STANDARD-OUTPUT: Red



One Spreader Four Seasons



For information call 1-800-294-0671
or visit www.earthway.com

patents pending





requirements of the room. There is no need to use self-levelers during installation. Once the cables are in place the floor is ready for tiling. The end result is a faster, flatter, thinner installation. The system is available in 120V and 240V versions with a programmable or non-programmable digital thermostat. Visit www.schluter.com or booth C7343.

PLASTPRO MODERN DOOR COLLECTION

Plastpro Inc. is a leading U.S. manufacturer of fiberglass entry doors and composite building materials. Plastpro's new Modern Door collection was selected as one of the 100 Best New Products in 2014 by *Professional Builder Magazine*. Featuring the company's Hydroshield Technology, the Modern Door collection showcases elegant molded grooving and true flush-glazed composition to ensure the contemporary



look is built into the structure of the door and not just in the finished design. The company is also the first and only fiberglass door manufacturer with a fully automated facility. Opened in 2005, the 250,000 sq.-ft. plant in Ashtabula, Ohio, is capable of producing one million doors per year. Visit www.plastproinc.com or booth C3536.

STEGOCRAWL WRAP VAPOR BARRIER

Stego Industries introduces StegoCrawl Wrap Vapor Barrier, professional-grade moisture vapor and soil gas protection for crawl spaces. From the makers of Stego Wrap Vapor Barrier, the most widely recommended below-slab vapor barrier in North America, StegoCrawl Wrap combines low water-vapor permeance, puncture resistance and longevity to ensure your home remains healthy and comfortable. StegoCrawl Wrap and accessories make it easy to



fully encapsulate your crawl space as is recommended by the country's leading building scientists. With hundreds of stocking distributors and now available online, purchasing the complete StegoCrawl System is convenient and easy. Visit www.stegoindustries.com or booth S1625.

TIMBERTECH LEGACY COLLECTION—ASHWOOD


TimberTech adds to its Legacy Collection with a new color called Ashwood. The earthy, rustic look of Ashwood mimics the look of hand-hewn lumber with a richness that makes it nearly indistinguishable from tropical hardwoods, which are often seen used in high-end outdoor furniture. This is the only line of capped composite decking to offer a rustic hand-scraped interior flooring look for outdoor living spaces. The Legacy Collection is now available in four styles ranging from rustic to elegant. Legacy's Ashwood joins the timeless options of Mocha,



a deep, rich walnut color; Pecan, a warm reddish-brown color; and Tigerwood, a unique look that blends light and dark shades within the same board to emulate tropical hardwoods like ipe. Visit www.timbertech.com or booth C2115.

DAVINCI ROOFSCAPES' NEW PROFILE AND 50TH COLOR

When the doors open at the 2015 International Builders' Show, attendees will have their first chance to view a new slate profile being launched by Davinci Roofscapes. The company's Single-Width Slate 12-



inch tiles have a more authentic quarried look with a thicker, more realistic profile that accurately replicates genuine slate. Deeper impressions in the tiles make them appear


thicker, even though they're the same weight as previous tiles in this product offering

Builders and remodelers will also be able to see the company's new 50th color—Smokey Gray, the darkest gray available from the company. This deep,

rich blackish gray is reminiscent of real slate. Visit www.davinicroofscapes.com or booth C2136.

LUXWALK FROM MP GLOBAL PRODUCTS

MP Global Products introduces LuxWalk sound-suppressing underlayment for superior performance under floating or glue-down Luxury Vinyl Flooring (LVF). A great match for condos, high-rise apartment complexes, and anywhere else where sound control between floors and excellent IIC and STC sound-test ratings are considerations, LuxWalk is designed and engineered to soothe impact sound and floor-to-ceiling noise. At 25/1000-in. thickness and featuring a smartly engineered heavy-duty design, LuxWalk adds the right amount of cushioning under LVF. It also retards movement of





QUICK SCREWS
INTERNATIONAL CORPORATION

Pocket Hole Screws
Extremely wide selection
With Type 17
Easier driving & reduced splitting

Impact Drive Bits
Perfect for Impact Driver users
Made with V5 alloy steel - last 30% longer
Don't slip or break

Magnetic Bit Holders
useful for driving into hard to reach areas
Order these & more online at
www.quickscrews.com



Part # 1266V5
SQ2 x 1-15/16 Square Magnetic
Power Impact Bit
QTY: 10 PCS
PO# C97518




Part #11760V5
P2 x 1 Phillips
Insert Impact Bit
QTY: 10 PCS
PO# C97518

LVF installed over it, helping reduce abrasion of the underside of the flooring. LuxWalk has great compression-resistance testing results (exceeding test machine limits), so it enhances the LVF's performance by minimizing impressions and indentations that can occur in the finished floor. With 31 percent post-consumer recycled content, LuxWalk is LEED compliant and will contribute to MRc 4.1 - 4.2 credits. Visit www.quietwalk.com or booth B3131 Bayside.

NICK'S BUILDING SUPPLY

Nick's Building Supply is a leading door wholesaler in the United States. The company's competitively priced collection of wood doors are sold directly to individuals, contractors, builders, developers and



resellers. With over 150,000 square feet of warehouse and office space, and a showroom full of the "unusual," Nick's Building Supply offers one of the largest selections of wood doors anywhere. What makes the company unique is that it custom-builds exterior wood doors and side-lights to fit any size opening, plus it stocks

fully assembled door systems, ready to ship on order. Visit www.nicksbuilding.com or booth S1606.

NYLODECK

Strikingly beautiful, yet incredibly durable, NyloDeck offers minimal maintenance and exceptional performance. Made using 100-percent recycled carpet fiber, NyloDeck is impervious to moisture, mold, mildew and termites. NyloDeck is the only 1-in. deck board rated



to span joists up to 24-in. on center. NyloDeck also has a 16/200 lbs./ft² live load rating, making it twice as strong as other leading 1-in. composite deck boards at 16 inches on center. Lightweight and easy-to-use, NyloDeck installs like a builder's dream and translates into overall savings in both time and money for labor and materials. NyloDeck's advanced manufacturing process also provides superior UV protection and a beautiful finish. Just as in natural wood products, no two NyloDeck boards look exactly the same, and the product is backed by extensive testing and a 25-year fade and stain warranty. Visit www.nylodeck.com or booth C9313.

AZEK BUILDING PRODUCTS 3D IPAD APP

Azek Building Products is making it easier than ever to visualize Azek house trim, deck, railing and paver products on a home. A new, free Azek iPad App provides the power to reimagine home and outdoor living



spaces in realistic 2D and 3D. With the new app, it's easy to turn dreams of outdoor living spaces into visual reality with a simple tap or swipe using five different product scenarios. From inspired trim and moulding applications, deck and railing designs, porch colors and paver layouts, the Azek App places the power of creative outdoor visualization in any user's hands. Visit www.azek.com or booth C2115.

DECKWISE

DeckWise, The Ipe Clip Fastener Company, manufactures "Made in the USA" patented hidden deck-fastener clips for exotic hardwood, thermally treated softwood, composite and PVC decking at a facility in Bradenton, Florida. Their flagship Extreme line of hidden deck fasteners are molded poly with a steel insert, providing up to 3X the hold-down strength of other brands, while giving a professionally finished, smooth and elegant look. The DeckWise line of deck-building products include painted-head stainless steel

We think outside of the...



...ordinary! Wooster engineers take a fresh approach to designing paintbrushes and rollers. We are the company that others copy. Our products achieve something useful, something more: faster production, smoother finish, easier control, and improved performance. If you want painting equipment that goes beyond expectations, look for what's new from Wooster.

WOOSTER

The Wooster Brush Company • 800-392-7246 • www.woosterbrush.com



deck screws, the Hardwood Wrench board-straightening tool, deck-board gap spacers, hardwood plug kits, the Drill & Drive 3-in-1 tool, Ipe Oil hardwood deck finish, Ipe Seal end-grain sealant as well as hidden siding fasteners. DeckWise offers contractors and DIY'ers an all-in-one source for their deck building needs. Visit the DeckWise.com or booth S2305.

MURO AUTO-FEED FASTENERS

Muro, the inventor of auto-feed technology, has been manufacturing the systems since 1991. Offering a variety of fasteners that cover most construction applications including drywall, flooring, metal roofing, docks and decks, Muro is recognized as the premier auto-feed system. The fastening tool boasts the highest payload at 150 screws per coil, and it's the only system that can drive up to a 4-in. screw. The



adjustable handle (7 inches of height adjustment) provides you with the added advantage of being able to customize your tool to a perfect working height. Visit www.muro.com or IBS booth C8510.

SURE DRIVE HIDDEN DECK FASTENERS

Sure Drive USA manufactures a wide variety of deck-fastening solutions. The company's hidden deck-fastener line includes The Mantis Clip for grooved boards, voted the easiest hidden deck fastener to install and a favorite with decking contractors and DIY homeowners. The Eliminator RCS with Slide attachment is a pneumatic installation tool for installing Mantis using Ballistic Nail Screws, which fasten



grooved decking up to 70 percent faster than conventional methods. Another fastening solution, the Hidden Link for solid edge decking, is available in two varieties. One offers 1/8-in. deck board spacing while the other provides 1/4-in. spacing. The Hidden Link has been approved and recommended by several leading decking manufacturers including MoistureShield, ChoiceDek and Trex. A third option, Shadoe Track, one of the original hidden deck fastening systems on the market, is available in 4- and 8-ft. lengths and can be used for all types of decking. Visit www.suredrive.com or booth C6246.



READYRAIL BY AGS STAINLESS

The ReadyRail prefabricated railing system is the industry's first order-today, ship-today 100 percent stainless steel railing system. In the past, homeowners and builders looking for ship-same-day railing systems have been limited to products whose posts

are made from aluminum or composite products like PVC that would be cut to size as needed. Until now, the clean refined look of an all-stainless steel system has been reserved for custom-made railing. ReadyRail changes that. ReadyRail is the first ship-same-day railing system on the market to feature 100-percent stainless steel posts, pre-cut to size. Currently, two kits are available to accommodate up to 20 or 40 feet of level railing, with either top-mounted or side-mounted posts. Packages can be combined to accommodate larger projects. Additionally, the ReadyRail system is designed to accommodate a wooden top rail that is not included but easily purchased at a local lumber/building material dealer or simply created on-site for a personalized look. Visit agsstainless.com or booth 2267. **EHT**



Garage Overhead Storage Racks



- Fits Any Garage
- Friendly Service
- Lifetime Warranty
- Do-It-Yourself Kits



New Year Special!
25% Off
Online Orders Only
Limited One Use Per Customer
Expires: 4/30/15 Code:EXT0115HTMG

877-257-1537
Scan to Visit SafeRacks.com



SafeRacks is Installed by Licensed and Insured Contractors...Accept no Substitutes, Make Sure it's the Real Thing. U.S. Patents D553,401 / 7,357,262 / D697,785

SPIRAL STAIR-CASE

By Matt Weber



Modular kits make design and installation easy for the DIY'er.

Adding a traditional spiral staircase can be an intimidating project for a homeowner, because the stairs are professionally custom-built to exact specifications, and everything must fit correctly or there will be problems with the installation. Furthermore, the custom manufacturing process accounts for a large part of the typical 6 to 8 weeks lead time required by most spiral-stair companies.

Arke Stairs takes an entirely different approach to spiral stairs. The company offers a modular "staircase in a kit" that the homeowner designs online with a simple step-by-step web-based tool at arkestairs.com. Once you've determined your staircase style, your exact height measurement, the directional turn of the spiral, and the size/type of your landing, Arke assembles a kit to fit your needs and ships it to arrive within 7 working days, ready for installation even by a do-it-yourselfer.

FIVE-STEP SELECTION PROCESS


When ordering a spiral staircase kit, the first step is to decide whether or not it's an indoor or outdoor installation.

Step Two is to measure from the finished floor on the top level to the finished floor on the bottom level of the proposed stair location. This determines the exact height required for the installation.

Step Three is to measure the total amount of space you have available to determine the correct diameter of the stair. The company recommends that the available finished space is at least two inches greater than the total diameter of the



Create custom cable assemblies to fit any style!



CABLE·RAIL[®]
by feeney[®]

Photo courtesy of
MRS Metal Fabrication
Oakland, CA

Call Today for Pricing and Easy Installation Instructions!

KING ARCHITECTURAL METALS

LOS ANGELES • DALLAS • BALTIMORE

800.542.2379

| KINGMETALS.COM



SPIRAL STAIRCASE IN A KIT



Start by measuring from the finished floor to finished floor.

spiral staircase or total width of the modular staircase. This allows for clear passage of the handrail and eliminates a “pinch point” of the handrail against a wall or upper floor opening.

Step Four: Decide between metal treads and wooden treads. Arke offers both.

Step Five: Choose your color. Arke offers the choices of a high-gloss black, high-gloss white or a satin gray.

Once you have this information in hand, you can visit Arke's online selection tool. The company's sales and support team can also assist

you in purchasing the right stair kit for your needs.

UNIQUE FEATURES FOR EASY INSTALLATION

For the do-it-yourself installer, Arke spiral stairs come with three innovative design features that address the major problems which usually make installation a contractor job.

Adjustable height. Rather than rely on an exact height measurement, Arke stairs are adjustable in height through the use of a patented spacer system. The standard spiral kit is adjustable in height

from approximately 8 ft.-3in. to 10 feet. For heights above 10 feet, additional risers and center pole extensions are available.


Directional turn of the spiral. Most manufacturers produce a specific unit based on the rotational turn (clockwise or counterclockwise) of the spiral for specific installation. This requires careful planning and measurement to avoid a restricted or blocked floor exit. The standard Arke kits



Measure total available space.



Choose your stair tread.



Arke offers wood and metal treads.



Grizzly Industrial

PURVEYORS OF FINE MACHINERY®, SINCE 1983!

- OVER A MILLION SQUARE FEET PACKED TO THE RAFTERS WITH MACHINERY & TOOLS
- 2 OVERSEAS QUALITY CONTROL OFFICES STAFFED WITH QUALIFIED GRIZZLY ENGINEERS
- HUGE PARTS FACILITY WITH OVER 1 MILLION PARTS IN STOCK AT ALL TIMES
- TRAINED SERVICE TECHNICIANS AT ALL 3 LOCATIONS • MOST ORDERS SHIP THE SAME DAY



14" DELUXE BANDSAW

- Motor: 1 HP, 110V/220V, single-phase, TEFC, 1725 RPM, prewired 110V
- Amps: 11A at 110V, 5.5A at 220V
- Table size: 14" x 14" x 1 1/2"
- Table tilt: 10° left, 45° right
- Floor-to-table height: 43"
- Cutting capacity/throat: 13 1/2"
- Maximum cutting height: 6"
- Blade size: 93 1/4" (1/8" to 3/4" wide)
- Blade speed: 1800 and 3100 FPM
- Overall size: 27" wide x 67 1/4" high x 30" deep
- Approx. shipping weight: 246 lbs.

MADE IN TAIWAN

INCLUDES EXTRUDED ALUMINUM FENCE AND MITER GAUGE



G0555LX \$545⁰⁰ SALE \$525⁰⁰

ULTIMATE 14" BANDSAW

- Motor: 1 HP, 110V/220V, single-phase, TEFC, 11A/5.5A
- Precision-ground cast iron table size: 14" sq.
- Table tilt: 45° R, 15° L
- Cutting capacity/throat: 13 1/2"
- Max. cutting height: 6"
- Blade size: 92 1/2" - 93 1/2" L (1/8" - 3/4" W)
- Blade speeds: 1500 & 3200 FPM
- Approx. shipping weight: 196 lbs.



COMES COMPLETE WITH DELUXE EXTRUDED RIP-FENCE AND MITER GAUGE

MADE IN TAIWAN



G0555P \$545⁰⁰ SALE \$525⁰⁰

14" EXTREME-SERIES BANDSAW

- Motor: 1 1/2 HP, 110V/220V, single-phase, 1725 RPM, 15A/7.5A, prewired 110V
- Table size: 20 1/2" x 14" x 1 1/2"
- Table tilt: 45° right, 15° left
- Floor-to-table height: 44"
- Includes deluxe extruded aluminum resaw fence and miter gauge
- Cutting capacity/throat: 13 1/2"
- Maximum cutting height: 6"
- Blade size: 92 1/2" to 93 1/2" L (1/8" to 3/4" W)
- Precision-ground cast iron table
- Computer-balanced cast iron wheels with rubber tires
- Overall size: 26" W x 67 1/4" H x 30" D
- Approx. shipping weight: 259 lbs.

INCLUDES EXTRUDED ALUMINUM FENCE AND MITER GAUGE

MADE IN TAIWAN



G0555X ONLY \$825⁰⁰

MADE IN AN ISO 9001 RATED FACTORY



FREE SHIPPING!

Ends 12/31/14
These 4 Models ONLY
* Offer valid only in the lower 48 states

14" 2 HP DELUXE BANDSAW

INCLUDES EXTRUDED ALUMINUM FENCE AND MITER GAUGE

- Motor: 2 HP, 110V/220V, prewired 220V, single-phase, TEFC, 19A/9.5A
- Precision-ground cast iron table
- Table size: 19 1/4" x 14 3/8" x 1 1/2" thick
- Table tilt: 8° left, 45° right
- Floor-to-table height: 42 1/4"
- Cutting capacity/throat: 13 1/2"
- Maximum cutting height: 10"
- Blade size: 106" long
- Blade width: 1/4" - 3/4"
- Blade speed: 3000 FPM
- Resaw fence height: 6"
- Overall size: 29 1/4" W x 73" H x 29 1/2" D
- Approx. shipping weight: 284 lbs.

MADE IN AN ISO 9001 RATED FACTORY

MADE IN TAIWAN



G0457 ONLY \$1050⁰⁰



Prices may be increased at any time without prior notice. Check our website for current prices

PRICING CODE
14EXTREME
MENTION THIS CODE
WHEN PLACING YOUR ORDER
16845

1-800-523-4777 grizzly.com

TECHNICAL SERVICE: 570-546-9663 • FAX: 800-438-5901

VIEW VIDEOS AT
grizzly.com

3 GREAT SHOWROOMS!
BELLINGHAM, WA • MUNCY, PA • SPRINGFIELD, MO



FOLLOW US:



SPIRAL STAIR-CASE IN A KIT

are designed to make a complete 360-degree turn. Therefore, the first step will be directly underneath the landing. However, by adding or subtracting risers the rotation will change by approx. 30 degrees per

riser. Furthermore, Arke spiral stairs can be turned in either clockwise or counterclockwise, which greatly minimizes the chance of error in the order and installation.

Landing size and type. For the



Arke offers staircase kits in three different colors.

landing at the top of the stairs, most manufacturers produce a specific design for the planned installation, either a mezzanine, round or square landing area. Arke's premiere interior kits, the Phoenix and the Civik models, both offer a patented universal landing as a standard feature. This provides greater flexibility and easier installation.

INSTALLATION & ASSEMBLY

Once the kit has been designed and shipped to the home, the Arke staircase kit is a do-it-yourself project that can easily be installed by the homeowner with common household tools. Most installations can be accomplished in a single day.

Each model contains all the necessary components and detailed assembly instructions as well as a DVD. You can preassemble parts of the base, treads and balusters prior to incorporating them into the staircase. Careful measurement of the floor-to-floor height will help you determine the required number of spacers and their proper placement.

Go Dustless It's not dustless... unless it's **Dustless**®

NEW! **SawBuddie™** **DustBubble™**

Stick it
Drill it
Toss it!

Turbo Drywall Sander **ORBITAL**

Orbital sanding head is powered by air flow from the vacuum.

HEPA and Wet/Dry Vacuums

DustBuddie® **CutBuddie®**

DiscBuddie™ **BitBuddie®**

Dustie® **ChipBuddie™**

BitBuddie®

Dustless®
800.568.3949 TECHNOLOGIES
See online videos at dustlesstools.com

How Does Harbor Freight
Sell GREAT QUALITY Tools
at the LOWEST Prices?

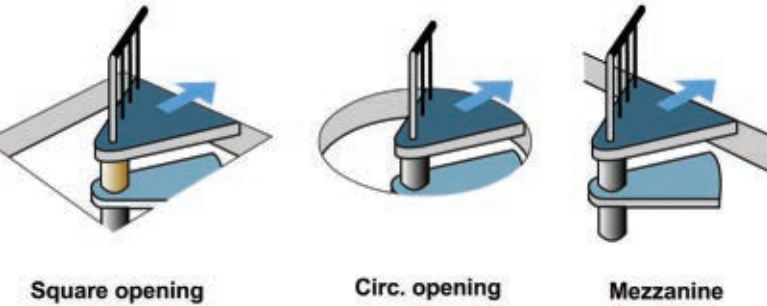
We have invested millions of dollars in our own state-of-the-art quality test labs and millions more in our factories, so our tools will go toe-to-toe with the top professional brands. And we can sell them for a fraction of the price because we cut out the middle man and pass the savings on to you. It's just that simple! Come visit one of our 500+ Stores Nationwide.

SCISSOR SUPER COUPON

20% OFF

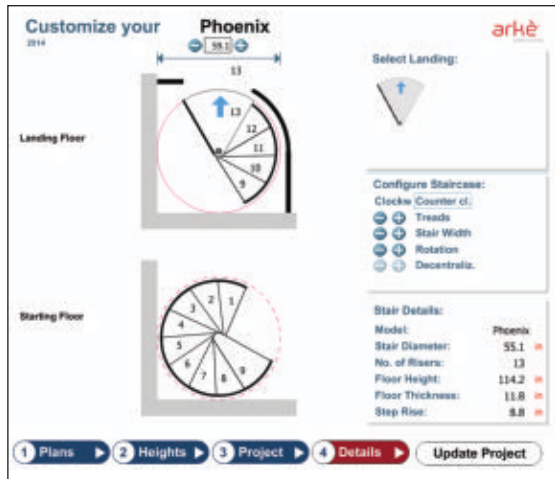
ANY SINGLE ITEM

LIMIT 1 Save 20% on any one item purchased at our stores or HarborFreight.com or by calling 800-423-2567. Cannot be used with other discount coupon, gift cards, inside Track Club membership extended service plans or on any of the following compressor, generator, tool storage or car's window floor jacks. Towable Ride On Trencher Saw M.I. (Item #17262269/57138) Predator Gas Powered Items open box items in store event or parking lot sale items. Not valid on other purchases of \$30.00. Limit one coupon per customer per day. Non transferable. Original coupon must be presented. Valid through 4/16/15. Limit one coupon per customer per day.



Arke can accommodate three landing options.

Design your spiral or modular kit with Arke's online software.



Mark on the floor the center of the opening, then position, drill and fasten the base with the included hardware. Screw the center pole into the base, insert the base-plate cover and then add the treads and spacers according to the kit's instructions.

When you reach the end of the pole, join the second section of pole with the included hardware and proceed up the pole with the remaining treads and spacers.

After having chosen the stair rotation, position the landing on the arrival side of the treads and fasten in place according to the kit's manual.

You can then spread out the treads fan-like, making it possible to use the stair. Starting from the landing, insert the longer railing balusters that build the connection



The staircase arrives as an all-in-one kit.



Step-by-step instructions and all necessary hardware are included.

SCISSOR NO PURCHASE REQUIRED

\$6.99 VALUE **FREE**

27 LED PORTABLE WORKLIGHT/FLASHLIGHT

ITEM 67227
69567/60566
Item 67227 shown

LIMIT 1 Cannot be used with other discount coupon. Coupon good at our retail stores only. Offer good while supplies last. Non transferable. Original coupon must be presented. Valid through 4/16/15. Limit one FREE GIFT coupon per customer per day.



SCISSOR NO PURCHASE REQUIRED

\$6.99 VALUE **FREE**

PITTSBURGH 1" x 25 FT. TAPE MEASURE

Item 69080
69030/69031

LIMIT 1 Cannot be used with other discount coupon. Coupon good at our retail stores only. Offer good while supplies last. Non transferable. Original coupon must be presented. Valid through 4/16/15. Limit one FREE GIFT coupon per customer per day.



SUPER COUPON

SAVE \$180

26" 16 DRAWER ROLLER CABINET

LOT NO. 67831/61609

• 1060 lb. Capacity
• 14,600 cu. in. of storage

\$319.99 REG. PRICE \$499.99

Item 67831 shown

LIMIT 3 Good at our stores or HarborFreight.com or by calling 800-423-2567. Cannot be used with other discount or coupon or prior purchases after 30 days from original purchase with original receipt. Offer good while supplies last. Non transferable. Original coupon must be presented. Valid through 4/16/15. Limit one coupon per customer per day.

SUPER COUPON

WINNER Best Value Award The Family Handyman

SAVE \$160

12" SLIDING COMPOUND DOUBLE-BEVEL MITER SAW WITH LASER GUIDE

CHICAGO ELECTRIC POWER TOOLS
LOT NO. 69884
61776/61969/61970

\$139.99 REG. PRICE \$299.99

Item 69884 shown

LIMIT 4 Good at our stores or HarborFreight.com or by calling 800-423-2567. Cannot be used with other discount or coupon or prior purchases after 30 days from original purchase with original receipt. Offer good while supplies last. Non transferable. Original coupon must be presented. Valid through 4/16/15. Limit one coupon per customer per day.

SUPER COUPON

RAPID PUMP PITTSBURGH 1.5 TON ALUMINUM RAC.MF JACK

SAVE \$60

\$59.99 REG. PRICE \$119.99

Item 68053 shown

LIMIT 1 Good at our stores or HarborFreight.com or by calling 800-423-2567. Cannot be used with other discount or coupon or prior purchases after 30 days from original purchase with original receipt. Offer good while supplies last. Non transferable. Original coupon must be presented. Valid through 4/16/15. Limit one coupon per customer per day.

• 100% Satisfaction Guaranteed • No Hassle Return Policy
• Over 25 Million Satisfied Customers • Lifetime Warranty on All Hand Tools
• 500+ Stores Nationwide • HarborFreight.com 800-423-2567

SPIRAL STAIR-CASE IN A KIT

between the treads. Be careful to keep them in a vertical position. All the hardware to assemble the baluster system is included with the kit, and the handrail installs over the balusters with the same corresponding curve of the staircase. Check your kit's literature for further installation details, which may vary somewhat from model to model.



Fasten on the base-plate cover and screw on the center pole.



Add the second section of the pole and continue assembling the treads.



Install the base plate.



The treads and spacers slide over the pole.



The staircase shown has a mezzanine landing.

Finely Crafted
STAIR PARTS

IDEAL
stair parts

www.IdealStairParts.com 1-800-823-1124

Need more space?
Build your own murphy bed.


or Text "Bed" to 71441

Piston-life mechanism kit includes step-by-step construction plans and instructional DVD

Create-A-Bed®
877-966-3852 www.wallbed.com



Innovative, Custom One Piece Wainscoting Panels



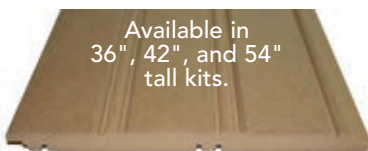
Award Winning Custom Wainscoting for the DIYer!

Purchasing our premium custom Wainscoting is easy, fast and affordable. Our panels have been featured in many Award Winning homes and are manufactured with premium MDF that will look beautiful in your home.



Also check out our great **American Beadboard Kits**

Buy The 8 Foot Wide Kit and Save over 22%




Available in 36", 42", and 54" tall kits.

www.AmericanBeadboard.com

Design Wainscoting Online in Minutes! No Design Fees! Ships in 5 days! Our Wainscoting Design System allows you to make adjustments in real time so you can tweak until you have an optimal project design. It's easy, fast and affordable.

Choose from 5 Wainscoting Styles for the same affordable price!



Don't buy a kit... Have your Wainscoting panels made to fit!

Have Questions? We can help you with your wainscoting project, every step of the way. Call us at **1-888-536-0002** or visit us online at

www.WainscotingAmerica.com

SPIRAL STAIRCASE **IN A KIT**

DIY FRIENDLY

For a do-it-yourselfer who wants a spiral staircase, you're unlikely to find a more user-friendly solution than Arke's "staircase in a kit." Rather than

waiting 6 to 8 weeks for a custom unit and paying for expensive professional installation, the Arke kits come as all-in-one complete units. All treads, landing, balusters, handrails, hardware and

accessories are included. The kits are in stock for immediate delivery, plus there's nothing to paint, weld, stain or seal. **EHT**

Learn more at arkestairs.com.

Jorgensen
MASTER-QUALITY CLAMPS

The 4500 Series Jorgensen® Heavy Duty Deep Reach Steel Bar Clamp

- ✓ NEW COMFORT GRIP HANDLE WITH RAPID ACTING SCREW
- ✓ EXCLUSIVE JORGENSEN DESIGN SWIVEL WITH INTERNAL TOOTH WASHERS FOR POSITIVE STAY-ON POWER
- ✓ DEEP 5" REACH with 1,200 LBS CLAMPING PRESSURE

EST. 1903
PONY TOOLS
INCORPORATED

QUALITY BUILT FOR EVERY GENERATION


PONY TOOLS INCORPORATED • Chicago, IL 60642 • 312-666-0640 • www.ponytools.com




Attach the landing to the finished floor with the included hardware.



The next step is baluster installation.



The handrail screws on one section at a time.



The handrail installs with the same corresponding curve of the staircase.

BUILDING CODE REQUIREMENTS

Ultimately the question of code compliance for a spiral staircase is a local matter. A municipality may have its own specific requirements. Local building inspectors and code compliance officers often have different interpretations of the International Residential Code (IRC), International Building Code (IBC), or the older ICBO, CABO or SBCCI codes. It is the homeowner's responsibility to consult with the local building inspector or code compliance officer for information with respect to local code requirements.



Keep the balusters plumb when assembling.



Once in position, the balusters can be secured from beneath the treads.



The handrail can be trimmed to fit.



The staircase kits can be completely assembled in a day by a do-it-yourselfer using only common household tools.

Goddard Spiral Stairs

- **CUSTOM DESIGNED**
- **HANDCRAFTED**
- **BUILT TO YOUR SPECS!**



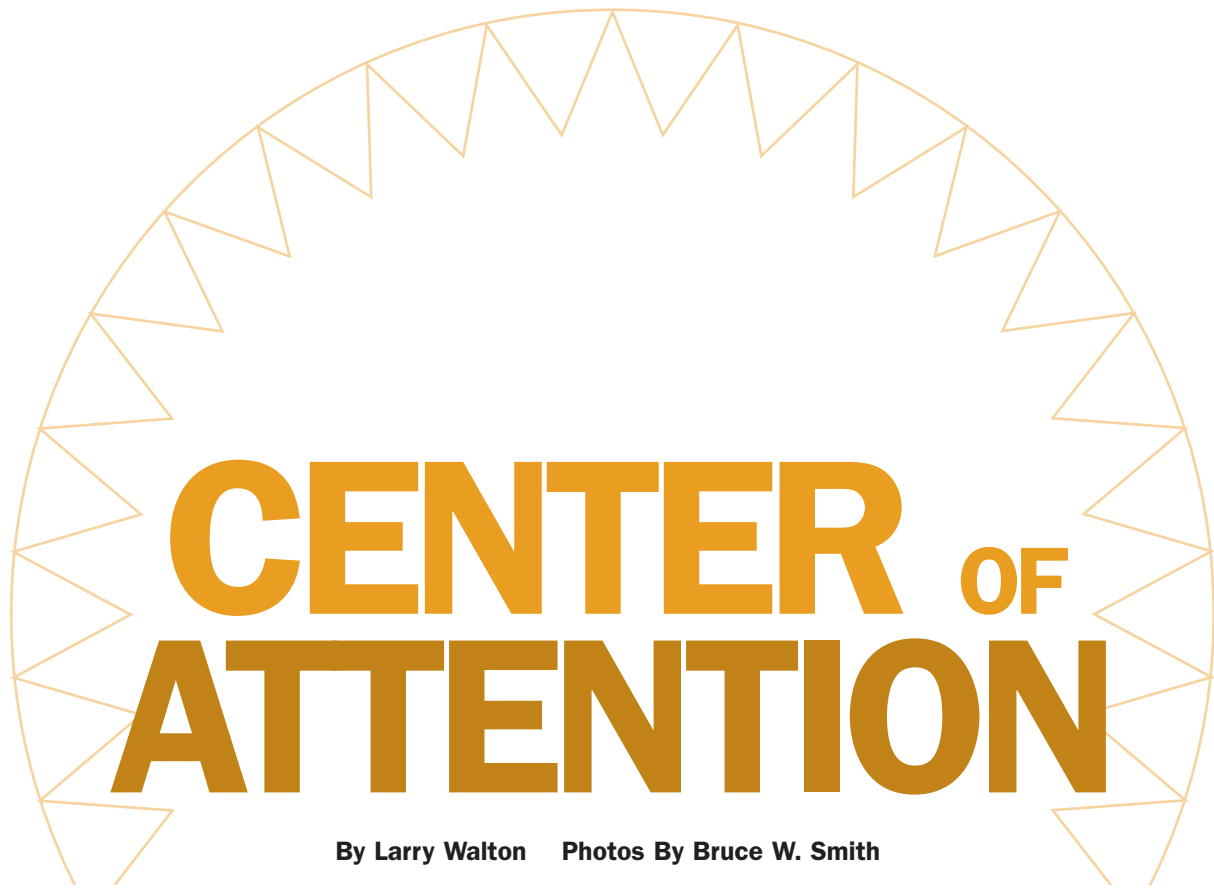
At Goddard Manufacturing Co., we specialize in custom designed, handcrafted spiral staircases - built to your specifications. You can choose from several different styles of spiral staircases and our professional craftsmen can custom design a spiral staircase to fit almost any application.

Goddard Manufacturing Company
PO Box 502, Logan KS 67646

Toll Free: 800-536-4341

www.spiral-staircases.com





CENTER OF ATTENTION

By Larry Walton Photos By Bruce W. Smith

Have you ever noticed how a straightforward project seems to attract a spousal unit or some such person who comes out of nowhere to drop a tricky design element right in the middle of things? Such was the case with a recent dining room tile job. Just when it was looking like a simple grid of tile on concrete—*Boom!* In comes a medallion to throw us a curve.

Of course, it wasn't just a medallion. It was a disk with a compass rose pattern that needed to be oriented with the North Star. Where did I put my sexton?

This round feature among the square tile, which had to point north, also had to be centered

under a chandelier. (Hopefully, the electricians had actually centered the light fixture on the ceiling.)

With one drive-by comment, this medallion had suddenly and without warning become the very center of attention for our otherwise standard tile project.

Even if a spousal unit doesn't drop a medallion smack-dab in the center of your project, there are plenty of things to learn from this technique that you can use on other jobs. Using a plumb bob, laying out a grid, dry-fitting, marking, cutting curves in tile . . . Heck, this might even inspire you to throw a curve of your own into your next straightforward project.

*Setting a
Medallion
in a Tile
Floor*




STEP BY STEP

Our tile setters, Richard and Mike Kenney, used a plumb bob to transfer the center of the light fixture to the floor. If you don't have a classic plumb bob, most chalk lines are designed to double as a plumb bob.

It's a good thing someone had a compass app on their smart-phone. Fortunately, the room was situated on a North-South axis.



After measuring from the wall to the plumb bob, the Kenney brothers measured from the wall at each end of the room and made a corresponding mark. Between these marks, they snapped a chalk line. They did the same thing perpendicular to the first line and checked the two axes for square.



They used the two layout lines to dry-fit some tile and make sure that the center point was still on target.



Before positioning the medallion, the brothers added two tiles to the outside of each of the four center tiles, which would be cut to make room for the medallion. This way the four cuts would be sure to nest back into the right position.



With all of the surrounding tiles dry-fit with grout-line spacers, it was time to slide the medallion into place.



RUGGED & RELIABLE

Freeze Protection When You Need It Most.

NEW

SpeedTrace **Extreme**

Pre-Assembled Self-Regulating Heating Cable



***Pipe and Valve Freeze Protection in
Extreme Cold Conditions down to -40°F (-40°C)***

- *Protects Metal and Plastic Pipes and Valves from Freezing*
- *60% More Wattage Than Typical Heating Cables**
- *Durable, Industrial Grade*
- *Easy-to-Install, Plug-and-Play Design*

*Compared to 5 watts/foot rated self-regulating heating cable.

BriskHeat[®]
Corporation
Your Heating Specialist Since 1949

Visit www.SpeedTraceHeating.com
or call 1-800-848-7673 to learn more.

The crew took extra care positioning the medallion in the center of the layout with the compass points lined up on the grout lines.

Richard used a grease pencil to mark the perimeter of the medallion.

Notice that the mark is purposefully the width of the grease pencil away from the medallion to allow room for a grout line.


After carefully numbering each of the four center tiles, they took



Inevitable movement in the toilet and floor beneath the toilet will always cause a wax seal to leak. Heat, deep flanges, & larger flange sizes are also common issues. The innovative, patented, waxless Sani Seal has corrected all the 100+ year old short-comings of the wax seal - in one easy to install piece. Sani Seal will even hold the bolts straight up while you set the toilet. SaniSeal.com




DONE!



Designed to prevent leaks and damage caused by the gap between the toilet tank and wall, Secure-A-Tank is a fully adjustable brace which secures the toilet by bracing the gap. Secure-A-Tank can be cut to size so that it fits the gap to enhance stability and support. The extension and clip pieces are quick to assemble, and the brace is easy to install on the back edge of the tank. The lid fits over the clips and hides the already clear Secure-A-Tank braces. It's a snap, to Secure the Gap! Secureatank.com

them out and cut them along the pencil lines using an angle grinder with a diamond wheel. Remember to guard against electrical shock if using water around power tools.



After placing the medallion in the center of the layout, the crew tested each of the cut tile pieces.



A double row of tiles extending in both directions gave a good indication of how things would line up along the walls. Without the medallion to determine center, we probably would have started with full tiles at the opening to the room.



The next step was to spread thin-set mortar with a notched trowel over one section of floor at a time.



With the thin-set evenly spread over the entire width of a tile, Richard placed the tile and adjusted it to the layout using grout-line spacers.

After setting three of the four cut tiles around the medallion, he spread thin-set for the medallion and carefully positioned it within the circle provided in the layout. With the final piece of curved



Roll on a REAL STONE Countertop!

AS EASILY
AS PAINTING!



The new Spreadstone™ Countertop Finishing Kit will give your old countertop or table the elegance of **natural granite** - overnight!

- **REAL STONE OVERLAY** - Not a faux finish
- Choose from **TEN** colors
- Complete kit with all tools & supplies
- Tough: Stain, heat and impact resistant
- Water-based, odorless, low VOC, food safe



Featured every week on the Gary Sullivan national home improvement radio show!

GET IT ALL - **FACTORY-DIRECT** - AT
WWW.DAICHCOATINGS.COM



**DECORATIVE
STONE COATINGS FOR
YOUR CONCRETE TOO...**
Easily renew your porch, steps, patio,
pool deck, garage floor - and more!

**SAVE
10%
WITH THIS AD!**

tile, Richard finished surrounding the medallion area so the rest of the layout was a simple grid pattern.



Often the best way to mark a piece for notching is to simply hold it in place with the proper grout spacing and mark where the cut meets the obstacle. As you plan these cuts, allow for any grout or base shoe that you'll use to finish the perimeter.



After marking where the cut meets the wall corner, a speed square can be used for marking the cut line.



The day after setting the last tiles, the crew mixed the grout with an electric drill and a mortar/grout mixer attachment.

Woodworker's Hardware®



Knobs & Pulls



Hinges
Decorative & Concealed



Drawer Slides
Undermount & Side Mount



Water based stains, finishes and paints now in stock!



Kitchen Organizers



Bottom Mount Wood Waste Containers



Heavy Duty Mixer Lift

Tools & Supplies



Compound Mitre Saw Blades



Sanding Discs



Titebond Wood Glue



Request a FREE catalog!

Also stocking:

- Lazy Susans
- Fasteners
- Locks
- Lighting
- and much more...



REMOVE PAINTS & COATINGS WITH SOYBEANS!



SOY • Gel™

Paint & Urethane Remover



- Virtually no odor!
- Removes multiple coatings.
- Will not burn skin.
- 100% Biodegradable.
- Easy clean-up.

CALL TODAY
TO GET YOUR
**FREE
SAMPLE!**
Use Code XHT14



FRANMAR
Chemical®

1-800-538-5069 • www.franmar.com





Since they weren't sure how the medallion would hold up to the abrasive sand in the sanded grout, they masked off the center piece during the grouting process. The key here is to keep the tape slightly back from the edge and

make sure none of the tape extends into the grout line area. Sponging off excess grout and cleaning grout haze from the tiles require lots of rinsing and wringing of the sponge and a light touch to avoid dragging fresh grout out of the joints. **EHT**



CUTTING CORNERS

The Kenney brothers used a Dewalt DW4735 4-in. Wet/Dry XP4 Porcelain and Tile Blade to make the curved cuts around the medallion. The small diameter of the blade allows it to be turned when making shallow, successive cuts.



STOP FLOOR SQUEAKS

In Carpeted, Hardwood and Linoleum floors with **Squeeeeeek No More™**



Available at participating Big Box and Hardware stores



The **Squeeeeeek No More™** kit stops floor squeaks through carpeted floors using a special screw that passes safely through the carpet. When used on hardwood floors, the screw breaks 1/5 of an inch below the surface of the floor. A small hole is left that can be easily concealed with wood filler.



SCAN TO WATCH VIDEO

O'Berry Enterprises, Inc.
800-459-8428
patrick8742@yahoo.com
5306 Business Parkway
Ringwood, IL 60072
www.floorsqueaks.com

DECK2WALL™
spacer

DECK LEDGER SPACERS
DON'T LET YOUR DECK ROT YOUR HOUSE!

IAS Accredited Lab Tested
Now available in 2 sizes
Original spacers for bolts and lags
NEW SWS spacers for Structural Wood Screws
Fastening Tables Available
Faster, Easier, Stronger Connection than Washers - Visit website for details



DECKS UNLIMITED
Toll Free 888 577-2237
www.deck2wallspacer.com
US PATENTS
6,945,004 AND 8,087,207

Ledger Connection Protection™

More than 30 years
experience in the
spray foam industry.



Low-Pressure Spray Foam Insulation Kits

MADE IN USA



RHH Foam Systems, Inc.
Phone: 800-657-0702
Email: sales@rhhfoamsystems.com
Web: www.rhhfoamsystems.com



Mighty Miter Saw Table

How to Build Your Own Saw Stand



By Larry Walton, Photos by Tim Walton

Rapid deployment is an important characteristic of most of the professional building trades these days. Even if your trade requires that you stay on the same house for several weeks, tools have a way of running off so you have to unload and set them up every morning and roll up and load at the end of the work day.

This was always true for our interior finish carpentry business, in part because of the amazing consistency of thieves in our area and in part because after a day or two it was time to move on to the next house.

This mobile nature of home construction is why we have portable shops on our trucks and trailers and what we have learned about really good, portable tool setups can be very helpful to homeowners without a dedicated shop. In fact, because I have been so accustomed to setting up my tools daily, I prefer to use my driveway as a shop when the weather permits and my garage as a shop when I need to keep things under cover.

One of the most important portable tools for a finish carpenter is the miter saw. We usually have two or three in operation on

each jobsite, and they are all on the same saw table design we have been using for decades. It's light, stable and stackable. It can be hauled on the bottom of the pickup bed with tools on top or it can be strapped to a lumber rack.

Tables with adjustable supports never really caught on with our crew because they require constant adjustment to keep boards from falling through the table. But our plywood table easily handles very small screen molding right up through 1x12 and dimensional lumber from 2x2 to 4x8.

This table really shines when it comes to handling a variety of board lengths. When we are cutting base, for example, consecutive pieces can be 12 ft., 3 in.; 2 ft.; 6 ft.; 2 ft.; 12 ft. These cuts can all be made without adjusting support positions. The wing boards along with the saw surface can handle trim boards from one inch to 20 feet.



We build most of our saw tables so they can fit in a truck bed. The wing boards and our levels go under the table. We stack tools on top of the table.

NAIL BOSS

*Hammer Down
and Gun It!™*

The Ultimate De-nailer

Professional deconstruction tool that is essential for all restoration and recycling projects

- Safe removal of nails or staples up to .25" diameter
- Hassle-free, quick and easy compared to other removal methods
- Attaches without tools to any standard air hammer (air hammer not included)
- Saves time in 3 simple steps: straighten, drive and remove



2
DRIVE



3
REMOVE

1
STRAIGHTEN



Made in the USA



US Patent #8517340

MAYHEW STEEL PRODUCTS, INC., 199 INDUSTRIAL BLVD., TURNERS FALLS, MA 01376 USA
+1 413-863-4860 1 (800) 872-0037 WWW.MAYHEW.COM



QUICK FIX



The 2x6s we add to the tops of folding saw horses are a few inches longer than the horses for added material stacking.



Measure the base of the miter saw to determine the width of the saw table.



Rip plywood the width of the saw base.

The table wing boards eliminate the “teeter-totter” effect when you are cutting long boards like the common 16-footer. When you cut a board like this in half, the two halves simply stay put, one on each wing board. If you've ever juggled long boards on an



You can leave the main table piece full length or cut it the length of your pickup bed.



Cut two 2x4s the length of the table top and chamfer the ends.

open-frame saw table, you'll get why this is important.

One of these tables can accommodate several different miter saws. When you build it, simply make the main table the depth of your largest saw base and make the combination of support blocks and wing boards the height of your tallest saw surface, when measured from table surface to the working surface of the saw. Smaller saws can be mounted toward the front of the table and simple shim blocks bring the shorter saws up to level with the wing boards.

Our favorite saw table is made of a two 2x4s, one 2x6 and a sheet of 3/4-in. CDX plywood. That's it. The 2x4s support a plywood deck. The 2x6 is cut into blocks to support the wing boards, which are made of the remainder of the plywood.

We start by ripping the sheet of plywood length-wise to match the width of the saw base. We then



Apply wood glue to the non-chamfered edge of the 2x4s.

DON'T BENCH YOUR MITER SAW

I don't recommend that you mount a saw like this in a fixed-location work bench because it's designed to cut long stock such as 16 ft. base and crown molding, which means you need about 35 feet of clear space to operate it.



Place the main table surface on the 2x4 runners.



Tack the plywood to the runners in a few places to keep the edges lined up.

cut the saw table surface to length. For us, the length of the table is determined by the length of the pickup bed, which will be hauling the saw table. Make sure you take the measurement with the tailgate closed.

We then cut two of the 2x4s to the length of the table surface and chamfer off the bottom corner at each end. These chamfers make the table easier to slide in and out of truck beds and tool trailers.

We apply wood glue on the non-chamfered edge of the 2x4s, put the plywood on top and tack it down with a few finish nails to keep it lined with the edge. We use a handful of drywall screws and a cordless drill to fasten the plywood to the 2x4s.

got dust?

We've got the solutions.

Super Dust Deputy®



- An affordable alternative to replacing your existing 1.5 - 5hp single stage dust collector.
- Captures 99% of the waste before it reaches your collector.
- Keeps your filter cleaner, keeps your air flow consistent with no dusty bags to empty.

Pat. # 7,282,074 / Design Pat. # D703,401

"I received the **Super Dust Deputy** and all the other items in great shape. I got everything hooked up in our new shop and **WOW**. I can't believe how well the duct system works with the new **Super Dust Deputy** combined with our old dust collector. Almost nothing is getting to the collector. It all goes right into the drum under the cyclone. **It is AWESOME!** Our dust collection system is 100% better because our filters stay cleaner longer and we are not emptying the old separator nearly as often. We have been running in our new shop for almost a week and there is almost nothing in the collector bags. **AMAZING!**"

Dave Eilers
www.davescustomservices.com



Pat. # 7,282,074

Dust Deputy Deluxe®

Captures 99% of the dust before it reaches your vacuums' filter.



- ▶ Retrofits to any shop vacuum.
- ▶ Pays for itself in filter replacement costs alone!
- ▶ Helps maintain suction.
- ▶ Easy to empty bucket.

Now Available at these fine retailers.



Call Today for Information!

1.800.732.4065

www.oneida-air.com



Dust Collection Since 1993.

QUICK FIX

Then, we measure between the 2x4s and ripped some wing boards to fit between the 2x4s. After ripping, we cut the wing boards to the same the length as the new table. This is so the wing boards can fit

under the saw table and in the truck bed.

We then place the new saw on the table and put one of the wing boards next to it so we can measure from the top of the wing board to



Pre-drill and screw the plywood to the runners with drywall screws.



Measure the space between the two table supports and cut wing boards that will fit underneath with about 1/2" of room.

BUILD TO THE BIGGER SAW:

You can use your saw table for multiple miter saws by making the width to your widest saw and making the wing board support blocks for the tallest saw. A little shim under the saw base will make the saw on the right flush with the wing boards.



Professional Deck Builders demand the best...



Shroomless for Composite Lumber



Color Headed Stainless Screws for Vinyl Decks



Ejector Stainless Screws - NO pre-drilling in Exotic Hardwoods



Superior Stainless & Carbon Screws for Traditional Decks

MURO
the premium solution

1-800-665-6876
www.muro.com

Speed
DRIVER

Ultra
DRIVER

Ejector
Tropical Hardwood Screw

Shroomless



Shield-Guard
Precision Deck Screws



Durable Steel Edging is Easy to Shape and Install

*The Professionals Choice
for Edging that's Affordable
and a Long-Lasting Solution
for Do-It-Yourselfers*



AMERICAN MADE. AMERICAN STRONG.

- Provides a clean separation
- Rigid enough for straight lines
- Flexible for free contoured shapes

Durable Powder Coat Available in Green, Brown and Black



www.colmet.com

© 2014 COLLIER METAL SPECIALTIES LTD

Ask for our quality Col-Met products at your leading home and garden centers!

QUICK FIX

the saw surface. This determines the height of the wing-board support blocks. We then rip the 2x6 to make the wing-board support blocks.

We cut the support blocks to the width of the wing boards and

fasten them in place at each end and near the saw in the middle. The wing boards are attached to the support blocks with screws for each use and removed for transport and storage.

AMERICA'S #1 RUST REMOVER



REUSABLE
NON-TOXIC
NON-CORROSIVE
BIODEGRADABLE
SAFE ON SKIN & EYES

EVAPO-RUST
Super Safe Rust Remover

AVAILABLE AT
ADVANCE AUTOMOTIVE
HARBOR FREIGHT
TRACTOR SUPPLY
O'REILLY'S & MORE

GREAT FOR
EVERYDAY TOOLS
GARDENING GEAR
CAST IRON COOKWARE
BBQ GRILL PARTS & MORE

VISIT OUR WEBSITE FOR A STORE LOCATION NEAR YOU.



www.EVAPO-RUST.com
MADE IN AMERICA
888.329.9877



Place a wing board on the table next to the saw base and measure from the wing board to the saw surface to determine the height of the wing-board support blocks.



Cut support blocks, glue and tack them at the ends of the table and just outside the saw base width.

STEEL HORSE

This type of folding saw horse provides a solid support for a miter saw table. Drive short (1-1/4 in.) drywall screws through the bottom of the saw horses into 2x6s to provide a good wood working and stock holding surface.





Beautify Exterior Design with a Luxury Hardwood Look

1. Position 2. Click 3. Admire

Now there's a proven, affordable way to extend the home's hardwood flooring to the outside living area.

Deck-A-Floor is the patent-pending composite timber system that requires no screws, joints, or nails to install. The revolutionary system mimics the luxury look of exotic hardwoods right down to the timber's subtle color variations. Architects, designers, and homeowners like the rich, authentic hardwood look that's nearly impervious to sun, wind, rain, snow, temperature extremes, as well as stains, scratches and other entertaining hazards.

The 40-inch long flooring boards snap-in-place to a grid system easily configured to nearly any design requirement. Have a unique outdoor pattern in mind? No problem. It's easy to showcase flooring creativity and a stylish hardwood look with Deck-A-Floor.

- **Perfect for decks, patios, or pool surrounds**
- **Stain-proof, scratch-resistant**
- **Nearly maintenance-free – no sanding, staining, or painting**
- **Hardwood looks in Westminster gray, Spanish walnut, and Peruvian teak**
- **25-year limited warranty**

Homeowner Eric Anderson of Charlotte, N.C. says:

"Deck A Floor is perfect. Our porch has hardwood beauty without maintenance headaches."

Beautify exterior environments with the luxury look of hardwood with the durability and versatility of Deck-A-Floor. Available now exclusively through The Home Depot.

Patent Pending

NewTechWood
281-570-6450
www.newtechwood.com

DECK-A-FLOOR®

By NewTechWood

QUICK FIX

When disassembled, the saw table, portable horses and saw all fit in a pickup with plenty of room for other tools.

We've had a couple of these tables last for over 10 years with every-work-day use. One would last a lifetime with occasional use in your driveway or garage. **EHT**



Turn the table over and use dry-wall screws to attach the wing board support blocks from the underside of the table.



The table is now ready for the wing boards, which get removed for transport and storage.



The wing boards will rarely be flat along the length, which is actually helpful. Position the wing board so the ends curve up and attach the wing to the support block. We usually use only one screw at the block closest to the saw. When cutting heavier stock you may want to use more screws, but they are intended to be removed for transport and storage.

Each time you set up the saw, you will screw down the base.

Some saws have larger holes so you may need to use fender washers as well.



Notice how the table provides a surface under the wing boards for small trim pieces. Plus, the same saw horses that hold the saw table also support material waiting to be cut.



The wing boards also provide an excellent surface to clamp a stop for making multiple cuts of the same length.



Sometimes it's what you don't see
That makes a deck beautiful.



Performance,
Durability,
Easy to Install,
Versatility . . .
A Strong and Secure
Concealed Deck
Fastening System



Sure Drive USA® | Conover, NC & Hayward, CA | 800-951-2222 | www.suredrive.com

Rip it and Strip It

Removing Wallpaper to Create a Painted Wall Surface



By Larry Walton


“**T**hese stripes are not right,” declared the homeowner who was getting no argument from contractor Brian Monroe. Like many design concepts, he knew it was probably just “the thing” in its time, but now it was time for a change that did not include wallpaper. The update called for a skim coat and fresh paint.

You never really know how wallpaper is going to come off. It usually requires some testing to see what works. Some newer wallpapers are strippable, which means they are designed to be removed without water or chemicals. If it's a true paper-face wallpaper, then water or a liquid wallpaper


remover can soak in and release the glue.

Vinyl-face wallpapers, on the other hand, present a barrier to liquids. Since wallpaper remover can't get to the glue, it is ineffective. Sanding or scoring is often recommended for getting the liquid through the protective surface of vinyl. Specialty tools are available for this job.

However, before you resort to sanding, scratching or punching through the vinyl, try peeling off the top layer of the wallpaper. That's what Monroe did on this project. With the vinyl layer gone, water and wallpaper remover can easily penetrate the remaining paper backer and release the glue.



Some vinyl wallpapers can be removed by first peeling off the top vinyl layer.



After peeling off the outer vinyl layer, Brian Monroe soaked small sections of the backing with a wallpaper and paste remover.



A joint knife or wide putty knife make good tools for scraping off the wet wallpaper backing.

This beauty is more than skin deep.



NyloDeck's inner strength makes it one of a kind. Made using 100 percent recycled carpet fiber, only NyloDeck combines the look of natural wood with twice the strength of other leading composites. It's impervious to moisture, mold, mildew and termites. All backed by extensive testing and a 25-Year Fade and Stain Warranty. Get to know the next-generation material that redefines beauty, strength and performance from the inside out. www.nylodeck.com.



NyloDeck®
No Wood. No PVC. No Worries.

Find us on:



Visit us at DeckExpo, Booth 1807,
October 23-24, Baltimore
Convention Center, Baltimore, MD.

NyloBoard | Made in GA, USA | nyloboard.com | 877-NYLO-909 (877-695-6909)

After removing the wallpaper, Monroe mixed up some drywall compound and used a drywall taping knife to apply a thin skim coat over the wall surface. A little primer and paint finished off the job and transformed the look of the walls into what the homeowner had envisioned. **EHT**



Monroe used Beadex Silver Set 40 joint compound for the skim coat. This type of compound is handy to keep around the house for drywall repairs because you can mix as little or as much as you need for each drywall home improvement or repair job.



Monroe used a cordless drill and drywall mixer to mix the compound in a 5-gallon bucket. Water-to-powder ratio can be adjusted to achieve a consistency that is smooth without being liquid.



Monroe used a taping knife to apply a thin layer of joint compound on the wall.



Before sanding the skim coat for paint, Monroe hangs a dust barrier over the door opening to minimize dust finding its way to the rest of the house.




A hand sander was used to smooth out bumps and ridges in the finish. The sander holds pre-cut sand paper. Notice the small fan positioned in the window to exhaust dust from the room.



It's important to apply primer over the finished skim coat before painting with the top coat. Primers fill tiny voids in the drywall compound for proper sealing and adhesion.



Monroe applied two coats of the finish color over the primed wall surface. Dark paint on white primer usually doesn't cover in one coat.



The finished bathroom includes a new wall color of the homeowner's choosing, which can be easily changed with paint for future updates.



DaVinci roofing tiles have all the appearance and beauty of natural slate or shake, but with a higher level of durability from the proprietary-engineered polymer roofing formula. The tiles are designed for easy installation, while protecting against the elements for decades to come. DaVinci offers the discerning homeowner a level of style and beauty previously unattainable, backed by a 50-year limited warranty and made in the United States.



CLASS A Fire Rating

CLASS 4 Impact Rating

50-YEAR WARRANTY

SLATE & SHAKE STYLES
to choose from in a wide
variety of color blends

VIRTUALLY
MAINTENANCE FREE

The Art & Science of Lasting Beauty

www.davinciroofscapes.com

HOT PRODUCTS

NU-WAL RESTORATION SYSTEM

Tired of looking at the same cracked walls day in and day out? What if the solution didn't involve tearing out your plaster? The Nu-wal Restoration System repairs your walls and ceilings quickly, affordably and will prevent future cracks. The restored surface is ideal for either painting or wallpapering. The product is time tested, and 35-year-old applications still show no defects. Nu-Wal is a two-part system of a water-based coating and a reinforcing fiberglass mat applied similar to wallpaper. This creates a surface that resists impacts and abrasions. Once cured, Nu-Wal reinforces your walls and ensures cracks won't come back. Besides making your wall look like new, Nu-Wal is also effective for lead paint encapsulation (ASTM E-1797). Specification Chemicals, Inc. has been manufacturing coatings since 1975. Call 800-247-3932 or visit spec-chem.com.



LAND PRIDE SBL25 SNOW BLOWERS

The SBL25 is a front-mount Snow Blower designed to fit skid steers and tractors with Quick-Attach plates. It is a fully hydraulic unit—auger, impeller, chute and deflector—and features a 24-in. impeller and 16-in. auger. The auger features four paddles to direct snow into the four-blade impeller to direct the snow into the chute. Skid shoes are adjustable and replaceable. The unit is available in 66-, 74- and 84-in. widths. Visit www.landpride.com.



THE WOLVERINE DRILLBIT

The Wolverine Drillbit Oil Rigger boot is designed for the roughest, longest days and offers the toughest, most durable materials combined with Boa's one-of-a-kind lacing system for comfort and convenience all day long. The Boa Closure's exceptionally durable and lightweight reels are combined with aircraft-grade stainless steel laces to provide a smooth, even closure for a secure and comfortable fit that can be easily adjusted throughout the day. The Drillbit also features a waterproof leather and 1000 Denier nylon upper with a Wolverine ArmorTek overlay to reduce wear and tear on high-use areas like the toe of the boot. The Drillbit has Wolverine PC Dry waterproof membrane to guarantee feet stay dry in wet conditions, and wave mesh lining wicks away excess moisture. An Ortholite footbed provides cushioned comfort in every step, while a lightweight, oil- and slip-resistant rubber lug outsole provides dependable traction, and a nylon shank offers lightweight support. The Drillbit boot is assembled with time-tested Goodyear Welt Construction. Visit www.wolverine.com.



MIRKA

Introducing **Mirka® DEROS**



Unequaled Performance. Brushless DC Power.

Introducing Mirka® DEROS, the first random orbital electric sander using advanced brushless DC motor technology, without the need for an external power transformer. Performance unequalled by any competitive electric tool can now be found within reach of any standard 110 volt outlet.

Visit our website at www.mirka.com for more information on this revolutionary sanding machine.

Mirka Abrasives, Inc. • 7950 Bavaria Road, Twinsburg, Ohio 44087 • tel 800-843-3904 • fax 800-626-6970 • www.mirka.com

HOT PRODUCTS

KRONOTEX USA'S AMERICAN CONCEPTS FLOORING

Kronotex USA's new brand, American Concepts, offers American style, quality and value while being green and made in America. The new brand is available at specialty retail stores and will offer 57 SKUs in a wide range of thicknesses, colors and finishes.

The new line is a combination of Kronotex USA's best existing decors and most fashion-forward new decors. "American consumers value quality, design, products that are healthy for their home, and sustainability," says



Kronotex Executive VP Travis Bass. "Retailers can now give their customers everything they need in one practically priced floor." American Concepts will feature seven collections ranging from 12mm to 7mm, some with an underlayment pad attached. All 57 items will be made in Barnwell, South Carolina, and are GREENGUARD certified for indoor air quality. Visit www.americanconceptsflooring.com.

COL-MET STEEL LANDSCAPE EDGING

Col-Met Steel Landscape Edging helps create clean, crisp lines in various landscape designs. American made for more than 50 years, Col-Met's American-made steel edging keeps grass from spreading and also retains mulch, rocks and stones in gardens and walkways. It's easy to shape and install and stays in place for years. Col-Met is the largest manufacturer of commercial-grade steel landscape edging, available in green (standard), brown and black powder-coat finish. Visit www.colmet.com.



MAYHEW TOOLS SUREFORCE CLAMPS

Mayhew Tools' SureForce Clamps is a new product line of mechanical and hydraulic clamps that incorporate patented innovations to provide the highest clamping force available for their size. Mayhew is the exclusive importer of these European-made clamps for the United States, Canada and Mexico. These popular screw-type clamps employ ball bearings that reduce friction. This allows the clamping force to be up to 40 percent greater than other screw clamps, given the same amount of torque. The clamps also feature enclosed threads to prevent debris and welding spatter from reaching the threads. Each type of SureForce clamp is available in multiple opening lengths. The range includes; Compact, Lever, Ultralight and Hydraulic Clamps, covering a range from 5- to 48-in. openings, and 900 to 4,800 lbs. of clamping force. In addition, Jack Bars with up to 400 lbs. of spreading force with a range of 26 to 126 inches complete the product line. Visit mayhew.com.

WERNER PODIUM LADDER

The Werner Podium Ladder is designed to provide 4X greater work zone than a typical stepladder, allowing you to face any direction. One of the most significant benefits of this design is how easily it allows the user to reach traditionally difficult areas by providing greater range of motion. The extended guardrail and larger platform surface also delivers more comfort for the professional user who is often required to stand on a ladder for prolonged periods of time. The new Podium guardrail uses the HolsterTop Pro design that securely and conveniently organizes tools and accessories at the top of the ladder. The functional top serves as a wraparound guardrail for total freedom of movement. The Podium also features the newly designed Edge360 bracing system that increases the size of the ladder foot pad, braces the first step and provides protection at every angle. Visit us.wernerco.com.



ROLL-A-TRAY™

The Easy Way to Paint!™



- ✓ Sturdy design prevents spills
- ✓ Easily moves over tarps
- ✓ Comes with a disposable liner



ROLL-A-BUCKET™

- ✓ Easily maneuvers over tarps.
- ✓ Finish the job faster and easier with no messes.
- ✓ No more lifting heavy buckets!
- ✓ Easy to clean.



Zorr Corp

U.S. & Foreign
Patent Pending



MADE IN USA

SCAN WITH
YOUR PHONE
TO SEE BOTH
PRODUCTS
IN ACTION!



Find a Retailer @ www.rollabucket.com

HOT PRODUCTS

OVERBOARDS: CLASSIC UPGRADES FOR BASEBOARD HEAT

Overboards are made from 100-percent aluminum, a non-corrosive material. The main panel is extruded aluminum and the end caps are cast aluminum. They're a wonderful conductor of heat and will hold and radiate the heat long after steel covers have cooled and are calling for more heat, making Overboards much more energy efficient. These heavy-duty aluminum covers will not rust and become unsightly due to humidity and moisture. They will not dent in heavy traffic areas. OverBoards have a white powder-coat finish but can be painted to match any décor. They provide a high-end look and lasting value to your home, and they're custom-cut to your exact specifications. Learn more at www.go-overboard.com.



ARBORTECH AS170 BRICK AND MORTAR SAW

A serious tool for serious work, the AS170 Brick and Mortar Saw is designed with the historic preservationist in mind, combining both power and control in one hand-held 110V power tool. The award-winning AS170 utilizes a unique orbital cutting motion, employing a set of powerful alternating tungsten-carbide toothed blades that easily fit inside mortar joints. It is through this patented cutting action that permits the escape of larger, pebble sized particles, either falling to the floor or being suctioned through the included vacuum attachment and dust boot, allowing this saw to be used indoors and in enclosed areas. The saw features a built-in dust clearing centrifuge, automatic cut-off brushes and a slip-resistant synchronous belt. Be it replacing entire cracked, chipped or discolored bricks, repointing both standard width and narrow joints, or masonry cutting in general, the AS170 brings all this to the table and much more. The saw is backed by a 12-month limited warranty and comes as a full kit, ready for immediate action right out of its heavy-duty, extra-large, black nylon storage bag. Visit www.arbortechusa.com.



SPEEDTRACE EXTREME

When temperatures drop dangerously low, many homes and buildings are at an increased risk of frozen pipes and valves. BriskHeat's SpeedTrace Extreme Self-Regulating Heating Cable is specially designed for freeze protection and de-icing/thawing of metal or plastic pipes and valves in dangerously cold temperatures down to -40°F (-40°C). The rugged, industrial-grade construction allows the heating cables to be a reliable freeze protection solution in even the most extreme cold temperatures. SpeedTrace Extreme heating cables are pre-assembled and easy to install with a simple plug-and-play design. They're hassle-free and automatically adjust the heat output based on the surface and ambient temperature.

SpeedTrace Extreme is safe to overlap, spiral wrap and insulate. Simply secure the heating cable on the affected area with fiberglass adhesive tape and cover with insulation. The heating cable is reusable and can be a trusted tool year after year. Visit SpeedTraceHeating.com or call BriskHeat at 1-800-848-7673.



Hi-Velocity Systems™

Small Duct High Velocity Heating, Cooling and Indoor Air Quality Systems

Zoning Made Easy with Quiet Comfort and Superior Performance

- Heating/Cooling with Little or No Remodelling

- Retrofit and New Construction
- Small Footprint for Small Spaces
- Eliminate Hot and Cold Spots
- Unlimited Zoning Capabilities
- Energy Saving VFD Motors
- Space Saving Small Diameter Ducts
- Remove 30% More Humidity



*Many Attractive Vent Plate
Styles Available*



*Energy Saving Products Ltd.
Proud Manufacturers since 1983
Call us today 1-888-652-2219*

HOT PRODUCTS

ZIP-UP CEILING

Zip-UP Ceiling is a low life-cycle-cost alternative to drywall or suspended acoustic ceilings, especially in damp and wet locations such as bathrooms, laundry rooms and basements. The waterproof, mold resistant PVC ceiling paneling system, engineered to fit together quickly with only a few tools, carries a Class A fire rating. Zip-UP Ceiling does not stain and holds up very well under daily exposure to high humidity and moisture from hot, steamy showers. The flat, grid-free non-corrugated low maintenance ceiling “unzips” for easy overhead access to wiring and plumbing or for dry-out should there be a water leak from above. Utilizing just two



inches of headroom, Zip-UP Ceiling can be installed against an existing unsightly or damaged ceiling without the hassle of removing it. Zip-UP Ceiling is also an excellent installation outdoors, coast to coast. It meets every Florida standard for static and cyclic load tests of hurricane strength winds, the most stringent in the U.S., and creates a water-tight barrier, making it an excellent choice for finishing the underside of entryway awnings and covered walkways. Plus, it’s paintable. Visit www.quietwalk.com or call 1-888-379-9695.

Advertisers

Jan/Feb 2014

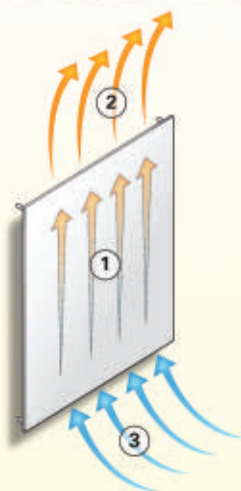
Arke	17	Mirka	81
Armstrong Clark	15	MP Global Products	BC
Bigfoot Systems	8	Muro	70
Blue Devil Products	36, 37	NewTechWood	73
BriskHeat Corp.	59	NyloDeck	77
Bullet Tools	11	O’Berry Enterprises	64
Calculated Industries	34	Oneida Air Systems	69
Col-Met	71	PacTool International	18
Cox Wood	35	Pine Hall Brick	31
Create-A-Bed	52	Plan Station	21
Daich Coatings	61	Plastpro	9
DaVinci Roofscapes	79	Pony Tools	54
Decks Unlimited	64	Port Austin Level	18
DeckWise	33	Quick Screws	41
Duckback	25	Rapid Set	10
Dustless Technologies	50	Ready Seal	16
Earthway	39	RHH Foam Systems	65
Ecoheater	87	SafeRacks	45
Energy Saving Products	85	Sakrete	88
Evapo-Rust	72	SaniSeal.com	60
Franmar	63	Sascho	13
General Tools	IFC, 1	Secureatank.com	60
Goddard Spiral Stairs	55	Snowsport HD Utility Plow	30
Grizzly Industrial	49	Starrett	20
GRK Fasteners	5	Stego Industries	23
Harbor Freight	51	Sure Drive USA	75
Howard Products	22	TG Tools	2, 3, IBC
Ideal Stair Parts	52	The Wooster Brush Company	43
King Architectural Metals	47	Tjernlund Products	24
Land Pride	7	Treemote	12
Lumber Liquidators	29	Wainscoting America	53
Mayhew Steel Products	67	Woodworker’s Hardware	62
Maze Nails	19	Zorr Corp.	83

WHY HEAT THE ENTIRE HOUSE ALL DAY?

Heat reflector included



Paintable



SILENT-FLOW™

- 1 The air between the wall and the ECO-heater is heated
- 2 Warm air begins to rise and flow throughout the room
- 3 Cool air is silently drawn in at the bottom, and the cycle repeats

uses up to
70% LESS ENERGY
than most space heaters

400 WATTS



Available at select Lowe's® and independent hardware stores.



ZONE HEATING

Wall Panel Heater

built-in thermostat • easy installation

ecoheater
warm never felt so good™



321-474-3399 • marketing@ecoheat.com • www.ecoheat.com



SAKRETE®

YOU'VE GOT A PROJECT.


**WE'VE GOT
THE PRODUCT.**


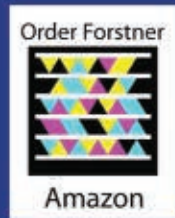




FROM REPAIR TO ONE-OF-A-KIND MASONRY WORK, THERE'S A SAKRETE® SOLUTION FOR ALL YOUR CONCRETE PROJECTS.

SAKRETE® Flo-Coat Resurfacer is a highly flowable material that can be easily applied with a squeegee, making old concrete look like new again without the expense of replacement. The originator of pre-mixed bagged concrete, SAKRETE® has offered contractors and do-it-yourselfers innovative, readily available solutions longer than any other brand. Let us help you find the right product for your project.

Visit us at sakrete.com or call 866-725-7383.





Spade

Brad

Forstner



Aggressive



Speed



Deep Bore



When performance countsTG Tools United Co.
TGTools@sbcglobal.net or 800-687-4122 or www.mytgtools.com

Discover a gentle heat for your floors

QUIETwarmth®

RADIANT HEAT FILM
FOR FLOATING FLOORS

- Perfect for floating tile, laminate, and engineered wood flooring.
- World's easiest installation: no thinset, no self leveling mortar, no mess.
- Efficient maintenance free design, controlled with an available thermostat.



*Easily unroll comfort and warmth
without all the hassle*

**Heat your
FLOOR
for PENNIES
a day!**



MP



global products L.L.C.

(888) 379.9695 • quietwarmth.com

Come Visit Us! January 20-23, 2015


SURFACES

Booth #
B3131

Make Sure Your Closets are as Well Dressed as You Are

CedarSafe Natural Closet Liners - Affordable Luxury with Added Benefits



CedarSafe.com



If you're planning a closet remodel, put CedarSafe Natural Closet Liners at the top of your list.

CedarSafe 100% Aromatic Cedar Closet Liners are a surprisingly affordable luxury, with the added benefit of protecting your fine garments from the devastating effects of insect pests such as moths and silverfish. Cedarsafe keeps your clothes as fashionable as your closet.