

The Knitter

Create • Knit • Enjoy

Masterclass
Add a pretty touch to your
knits with picot edges

Featured
designers

Sarah Hatton
Lacy sideways-knit jumper

Anniken Allis
Intricate lace shawl

Mary Henderson
Stylish sweater inspired by
Shetland lace & colourwork



Summer brights

Cast on delicate stitch patterns
& light layers in sunshine colours



Plus...

A KNITTER'S JOURNEY
The fascinating story
of Gladys Jeskins

THE Florist COLLECTION



Foxglove



Honeysuckle



English Rose



Lisianthus



Dusty Miller



Sweet Pea



Peony



Violet



Delphinium



Forget-Me-Not



Cornflower



Gypsophila



Hydrangea

FOR MORE INFORMATION AND YOUR NEAREST STOCKIST VISIT



WWW.WYSPINNERS.COM

TEL: (0)1535 664500 · EML: SALES@WYSPINNERS.COM



Signature 4 PLY



The Knitter

Issue 127

Enjoy summer days and relaxed evenings in our pretty knits! Delicate lace designs inside include a beautiful shawl from Anniken Allis on **p33**, and a textured jumper by Sarah Hatton on **p24**. Bring cheerful colour to your wardrobe with Mary Henderson's Fair Isle sweater, and discover the gorgeous hand-dyed yarns of Truly Hooked on **p58**.

Create



Knit



Enjoy





33



24



67



73



37



53

Patterns

8 **MARY HENDERSON**

Tweedsmuir

Light jumper with a Fair Isle body and lace sleeves

24 **SARAH HATTON**

Phlox

Loose, textured sweater knitted from side to side

33 **ANNIKEN ALLIS**

Wentwood

Delicate shawl with an all-over lace patterning

37 **SARAH HATTON**

Percalle

Relaxed drop-shoulder top

41 **VITHARD VILLUMSEN**

Pleater

Cotton-linen top with an unusual construction

46 **PAT MENCHINI**

Hutton

Cricket-style tank top for men with cables and stripes

53 **LOUISE CROWTHER**

Penny

Charming doll with a hat and lace-edged dress

60 **LISBET CLEMENTS**

Wyndham

Circular yoked tunic worked from the top down

67 **ANDREA McHUGH**

Brooke's Mill Cushions

Slip stitch floor cushion and geometric Fair Isle pillow

73 **BERGERE DE FRANCE**

Calanthe

V-necked lace vest top



41



8



46



60



30



58

Good reads

- 14 THE KNITTER LOVES**
News and diary dates
- 30 A KNITTER'S JOURNEY**
The Knitting & Crochet Guild's anniversary project
- 40 VITHARD VILLUMSEN**
Innovative Danish knitwear
- 58 TRULY HOOKED**
Beautiful hand-dyed yarns
- 82 RENEE CALLAHAN**
Meet this talented designer

Expertise

- 50 YARN REVIEWS**
The latest yarn releases, tested and rated
- 52 BOOK REVIEWS**
Our favourite knitting books
- 64 MASTERCLASS**
Add detail to your knits with a picot cast-on and cast-off
- 81 INFORMATION**
Essential abbreviations, pattern corrections and stockist details

Plus...

- 22 SUBSCRIBE UK**
Subscribe and save 35% - pay just £23.49 every 6 issues!
- 78 SUBSCRIBE OVERSEAS**
International subscribers save up to 70%
- 79 NEXT MONTH**
A sneak peek at what's inside Issue 128
- 80 BACK ISSUES**
How to access the patterns in *The Knitter's* archives

Subscribe digitally at www.theyarnloop.com/magazine/the-knitter/digital

Don't miss an issue!
Make sure you receive every issue of *The Knitter* – delivered direct to your door.

TURN TO PAGE 22 FOR GREAT SUBSCRIPTION OFFERS

Light & lovely

Soft layers using lace, cables and Fair Isle patterns



Sunshine style

This month, our designers have been exploring shapes, and combining traditional and modern styles. Mary Henderson's Fair Isle jumper, for example, has an on-trend silhouette, while Lisbet Clements brings a fresh look to her circular yoked top.

We also discover the inspiring story of Gladys Jeskins, who knitted a sampler of 900 stitch patterns, and meet the designers Vithard Villumsen and Renée Callahan.

HAPPY KNITTING!

from *The Knitter* team

Our featured designers



Emma Vining

Emma is known for her exquisite stitch patterns and fabric textures, many of which have been influenced by artefacts found in London's museums. Emma has been central to the Knitting & Crochet Guild's *A Knitter's Journey* project, and she tells us all about it on **page 30**.



Mary Henderson

Mary has a passion for Fair Isle knitting, and has won a firm following thanks to intricate designs and her talent for colour combining. Her latest design for us is a fresh and pretty jumper using stranded colourwork, which is knitted in a lightweight merino yarn. Turn to **page 8** for the pattern.




Pat Menchini

Pat is a prolific designer whose work regularly appears in many of the UK's top knitting magazines. Her designs often feature unusual, decorative stitch patterns and neat shaping. This month, she brings us a cricket-inspired tank top for men, and you can find her design on **page 46**.

Immediate Media Company Bristol Limited (company number 05715415) is registered in England and Wales. The registered office of Immediate Media Company Bristol Limited is at Vineyard House, 44 Brook Green, London W6 7BT. All information contained in this magazine is for information only and is, as far as we are aware, correct at the time of going to press. Immediate Media Company Bristol Limited cannot accept any responsibility for errors or inaccuracies in such information. Readers are advised to contact manufacturers and retailers directly with regard to the price of products/services referred to in this magazine. If you submit unsolicited material to us, you automatically grant Immediate Media Company Bristol Limited a licence to publish your submission in whole or in part in all editions of the magazine, including licensed editions worldwide and in any physical or digital format throughout the world. Any material you submit is sent at your risk. Although every care is taken, neither Immediate Media Company Bristol Limited nor its employees agents or subcontractors shall be liable for loss or damage.

We abide by IPISO's rules and regulations. To give feedback about our magazines, please visit immediate.co.uk, email editorialcomplaints@immediate.co.uk or write to Debora Bradley, The Knitter, Immediate Media Co. Ltd, Tower House, Fairfax Street, Bristol BS1 3BN, UK

Printed in the UK by William Gibbons. Distributed by Frontline



The Knitter

EDITORIAL

Commissioning Editor Kirstie McLeod
Operations Editor Helen Spedding
Art Editors Sarah Clark, Jude Curle
Technical Editor Faye Perriam-Reed
Technical Assistant Jen Bartlett
Production Assistant Louise Smith
Digital Assistant Sarah Winsper
Editor in Chief Debora Bradley
Group Senior Editor Julie Taylor
Photography Philip Sowels, Jesse Wild, Dave Caudery

CONTRIBUTORS

Anniken Allis, Penny Batchelor, Portia Channell, Lisbet Clements, Charlotte Foster-Brown, Thelma German, Sarah Hatton, Mary Henderson, Ashley Knowlton, Andrea McHugh, Pat Menchini, Seth Singh, Vithard Villumsen, Emma Vining

ADVERTISING

0117 300 8206

Senior Advertising Manager Penny Stokes
Account Manager Rachael Hawkins
Sales Executive Ali Johnson

MARKETING & SUBSCRIPTIONS

Subscriptions Marketing Executive Kate Jones

CIRCULATION

Newstrade Marketing Manager Janine Smith

PRODUCTION

Production Coordinator Sarah Greenhalgh
Production Manager Louisa Molter/Rose Griffiths
Production Director Sarah Powell

LICENSING

Director of Licensing & Syndication Tim Hudson

PUBLISHING

Managing Director, Craft Kerry Lawrence
Managing Director, Bristol Andy Marshall
Chief Executive Officer Tom Bureau

SUBSCRIPTIONS

Phone: 03330 162 151

Email: theknitter@buysubscriptions.com

Subscribe online:

buysubscriptions.com/craft

GET IN TOUCH

Immediate Media Company Ltd,
Tower House, Fairfax Street,
Bristol BS1 3BN, United Kingdom
Phone: 0117 927 9009

Email: theknitter@immediate.co.uk

Next issue on sale
Thursday 23 August 2018

IMMEDIATE MEDIA CO



When you have finished with this magazine please recycle it.



ROWAN

40 YEARS


Here at Rowan we're celebrating our 40th anniversary in opulent style, bringing you Ruby, a special collection by some of our favourite designers.

Subscribers to Rowan's

Knitting & Crochet Magazine Number 64 will receive a **FREE** copy of the limited edition, hard backed collectors book

Rowan - 40 Years

40 iconic hand-knit Designs



To join or renew ...
www.knitrowan.com
0333 200 6466

The Rowan logo consists of a large, bold, serif letter 'R' with a stylized bird-like flourish extending from the top right of the letter.



Subscribe for £25

Postage charges: UK £5 • Europe £10 • North America £10 • Rest of World £20



Mary Henderson

Tweedsmuir

This lightweight jumper has a modern shape, pretty Fair Isle pattering and lacy sleeves

Tweedsmuir

The sleeves are
worked in a lace rib,
with long cuffs



Mary Henderson
Tweedsmuir

THIS PRETTY jumper combines a modern style with elements from traditional Fair Isle knitting. It has a cropped shape, with a back that's longer than the front, and a lace fabric on the sleeves. The body features a highly decorative stranded colourwork pattern, which is complemented by colourful corrugated ribbing around the lower edge. Mary Henderson has used Scheepjes Our Tribe yarn, a light 4ply superwash merino blend which comes in solid and variegated colours.

PATTERN NOTES

Colourwork is worked back and forth using the stranded method. Twist yarns at each end of the row, carrying unused yarns up the side of the work.

SPECIAL STITCHES

BACK CORRUGATED RIB

(multiple of 4 sts + 8)

Row 1 (RS): K3 in A, *K2 in A, P2 in B; rep from * to last 5 sts, K5 in A.

Row 2 (WS): K3 in A, P2 in A, *K2 in B, P2 in A; rep from * to last 3 sts, K3 in A.

Row 3: K3 in A, *K2 in A, P2 in B; rep from * to last 5 sts, K5 in A.

Row 4: K3 in A, P2 in A, *K2 in B, P2 in A; rep from * to last 3 sts, K3 in A.

Rows 5-6: As Rows 3-4.

SIZE

	6-8	10-12	14-16	18-20	22-24	26-28	
TO FIT BUST	76-81	86-91	97-102	107-112	117-122	127-132	cm
	30-32	34-36	38-40	42-44	46-48	50-52	in
ACTUAL BUST	84½	95½	106	116½	122	132½	cm
	33¼	37½	41¾	45¾	48	52¼	in
ACTUAL LENGTH	45½	45½	45½	47½	52½	52½	cm
	18	18	18	18¾	20¾	20¾	in
SLEEVE SEAM	45	45	46	46	46	46	cm
	17¾	17¾	18	18	18	18	in

YARN

Scheepjes Our Tribe (Light 4ply weight; 70% superwash merino, 30% polyamide; 420m/459yds per 100g ball)

	2	2	3	3	3	4	x100g BALLS
A RASPBERRY RADIANCE							
B OLIVE WREATH	1	1	1	1	1	1	x100g BALLS
C CAPRICOT BLUSH	1	1	1	1	1	1	x100g BALLS
D PISTACHIO BRANCH	1	1	1	1	1	1	x100g BALLS

Row 7: K3 in C, *K2 in C, P2 in B; rep from * to last 5 sts, K5 in C.

Row 8: K3 in C, P2 in C, *K2 in B, P2 in C; rep from * to last 3 sts, K3 in C.

Rows 9-12: As Rows 7-8 twice.

Row 13: K3 in D, *K2 in D, P2 in B; rep from * to last 5 sts, K5 in D.

Row 14: K3 in D, P2 in D, *K2 in B, P2 in D; rep from * to last 3 sts, K3 in D.

Rows 15-16: as Rows 13-14.

Row 17-22: as Rows 7-12.

Rows 23-28: as Rows 3-4 three times.

K2, P2 RIB

(multiple of 4 sts)

Row 1: *K2, P2; rep from * to end.

Rep this row for pattern.

FRONT CORRUGATED RIB

(multiple of 4 sts + 8)

Row 1 (RS): K3 in A, *K2 in A, P2 in B; rep from * to last 5 sts, K5 in A.

Row 2 (WS): K3 in A, P2 in A, *K2 in B, P2 in A; rep from * to last 3 sts, K3 in A.

Row 3: K3 in A, *K2 in A, P2 in B; rep from * to last 5 sts, K5 in A.

Row 4: K3 in A, P2 in A, *K2 in B, P2 in A; rep from * to last 3 sts, K3 in A.

Row 5: K3 in C, *K2 in C, P2 in B; rep from * to last 5 sts, K5 in C.

Row 6: K3 in C, P2 in C, *K2 in B, P2 in C; rep from * to last 3 sts, K3 in C.

Row 7: K3 in D, *K2 in D, P2 in B; rep from *

to last 5 sts, K5 in D.

Row 8: K3 in D, P2 in D, *K2 in B, P2 in D; rep from * to last 3 sts, K3 in D.

Rows 9-10: as Rows 5-6.

Rows 11-14: as Rows 3-4 twice.

MAIN PATTERN

Note: Main Chart rows alternate working on RS and WS rows.

Work Rows 11-19 of Main Chart 0 (0:0:0:1:1) time.

Work Rows 1-49 of Main Chart twice.

Work Rows 1-9 of Main Chart once.

Work Rows 11-19 of Main Chart 0 (0:0:0:1:1) time.

LACE RIB

(multiple of 5 sts + 2)

Row 1 (RS): *P2, K1, yo, K2tog tbl; rep from * to last 2 sts, P2.

Rows 2 & 4 (WS): *K2, P3; rep from * to last 2 sts, K2.

Row 3: *P2, K2tog tbl, yo, K1; rep from * to last 2 sts, P2.

Rep these 4 rows for pattern.

I-CORD CAST-OFF

(RS): Cast on 3 sts onto RH needle using the knitted cast-on, *K2, SSK, slip 3 sts on LH needle back to RH needle purlwise; rep from * until only 3 sts rem. Cast off and cut yarn, leaving yarn tail as length designated in pattern.


NEEDLES & ACCESSORIES

3mm (UK 11/US 2-3) circular needles, 60cm long
 1 pair 3mm (UK 11/US 2-3) knitting needles
 3.25mm (UK 10/US 3) circular needles, 40cm long
 1 pair 3.25mm (UK 10/US 3) knitting needles
 1 pair 2.75mm (UK 12/US 2) knitting needles
 Stitch holders or waste yarn
 Removable stitch markers

TENSION

30 sts and 36 rows to 10cm over main pattern on 3.25mm needles.
 24 sts and 30 rows to 10cm over lace rib on 3.25mm needles.
 28 sts and 34 rows to 10cm over lace rib on 3mm needles.
 32 sts and 32 rows to 10cm over colourwork corrugated rib on 3mm needles.
 32 sts and 32 rows to 10cm over K2, P2 rib in one colour on 2.75mm needles.

BLOCKING DIAGRAM



YARN STOCKISTS

Scheepjes c/o Wool Warehouse
 01926 882 818
www.woolwarehouse.co.uk

For general abbreviations, see p81

BACK

Using 3mm needles and yarn A, cast on 128 (144:160:176:184:200) sts.
 Knit 2 rows.

Work Rows 1-28 of Back Corrugated Rib.

****Next row (RS):** K3 in A, *K2 in A, K2 in B; rep from * to last 5 sts, K5 in A.

Change to 3.25mm needles.

Next row (WS): With yarn A, P1, M1P, purl to end.
 129 (145:161:177:185:201) sts.

BEGIN MAIN PATTERN

Row 1 (RS): Beg with st 9 (1:11:9:11:9) of Chart, work Main Pattern (see Pattern Notes) to end, ending after st 5 (1:3:5:3:5) of Chart.

Cont in Main Pattern until all 107 (107:107:125:125) rows have been worked, dec 1 st at end of last row.
 128 (144:160:176:184:200) sts.

Change to 2.75mm needles and cut all yarns except yarn A.


Starting with a WS row, work in K2, P2 rib for 6 (6:6:8:8:8) cm.
 Break yarn and place sts on three



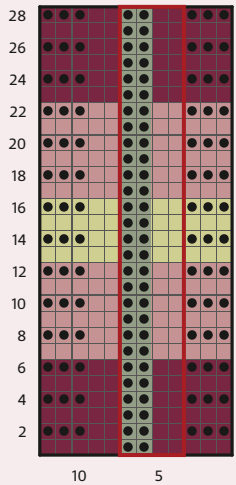
Tweedsmuir

CHARTS

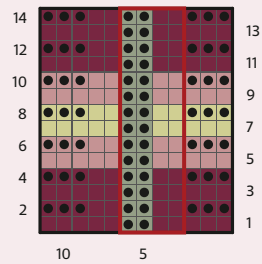
Main Chart



Back Corrugated Rib



Front Corrugated Rib



KEY

- Yarn A
- Yarn B
- Yarn C
- Yarn D
- Repeat

The back is longer than the front; both start with a corrugated rib



separate stitch holders as foll: first 34 (40:47:54:56:62) sts on holder for one shoulder, next 60 (64:66:68:72:76) sts on holder for back neck, and final 34 (40:47:54:56:62) sts on holder for second shoulder.

FRONT

Using 3mm needles and yarn A, cast on 128 (144:160:176:184:200) sts.
Knit 2 rows.

Work rows 1-14 in Front Corrugated Rib.

Work as for Back from ** to end.

Join shoulders of Front and Back using the three-needle cast-off.

SLEEVES

Place removable markers in each side edge of Front, measure 22 (23:24:25½:27:28) cm down from shoulder seam.
Repeat for Back.

Using 3mm circular needles and yarn A, pick up and knit 50 (53:55:60:65:68) sts from mrk to shoulder seam, pick up and

knit 1 st in seam, then pick up and knit 51 (53:56:61:66:68) sts to next mrk.
102 (107:112:122:132:137) sts.
Turn work.

Change to 3.25mm needles.

Beg with Row 2 (WS), work Lace Rib patt across all sts for 20 (20:21:21:21:21) cm.

Change to 3mm needles.

Cont in patt for 10cm more, ending after a WS row.

CUFF

Row 1 (RS): *P2, K1, SSK; rep from * to last 2 sts, P2.
82 (86:90:98:106:110) sts.

Change to 2.75mm needles.

Row 2 (WS): *K2, P2; rep from * to last 2 sts, K2.

Row 3 (RS): *P2, K2; rep from * to last 2 sts, P2.

Rep these 2 rows until cuff meas 15cm or desired length, ending after a WS row.

Work i-cord cast-off (see Pattern Notes), leaving a yarn tail of approx. 100cm.
Use tail to sew sleeve seam.

Repeat for other Sleeve.

MAKING UP

NECKBAND

Using 3.25mm circular needles, knit across 60 (64:66:68:72:76) front neck sts on holder, pick up and knit 1 st in shoulder seam, knit across 60 (64:66:68:72:76) back neck sts, pick up and knit 1 st at shoulder seam.

Join to work in the round.

122 (130:134:138:146:154) sts.

Work i-cord cast-off, leaving a yarn tail of approx. 10cm. Use tail to sew cast-off edge to cast-on edge.

Weave in ends.

Block garment gently to measurements, following any yarn care instructions on the ball band.

Sew side seams using mattress stitch from underarm down, leaving Corrugated Rib at bottom of front and back unseamed. ☹

LONDON
LOOP

Gorgeous knitting, crochet & embroidery supplies



LOOPKNITTING.COM
LONDON, ENGLAND

The Knitter loves...

...ideas, websites, patterns, events, inspiration and more!

TREATS FOR YOU

The online store Fine Fettle Fibres has expanded its range with a host of exciting products for knitters. Among its hand-dyed yarn arrivals is Sheepish Sock, a beautiful sock yarn from Ginger Twist Studios in Edinburgh which comes in the happiest colours!

Judith is also stocking a choice of sock yarns that do not contain nylon. Among these is Triskelion's Elen, a pure superwash Bluefaced Leicester wool hand-dyed in Wales. Queen of Purls Citadel Sock is another lustrous, pure BFL sock yarn, which comes in muted, semi-solid shades.

Also in store is the fabulous Farmers' Hand Cream, a nourishing cream with essential oils and a non-greasy feel - making it a good choice for knitters' hands.

www.finefettlefibres.uk



Fall in love Loop is now stocking gorgeous Welsh yarn from Moel View, and the stunning Holo Glitter from Madelinetosh www.loopknitting.com



New products in the Fine Fettle Fibres store include Farmers' Hand Cream, and pure BFL sock yarn hand-dyed by Triskelion and Queen of Purls



These **greeting cards** illustrated by Aleks Byrd are perfect for sending a message to a knitting friend! Available from A Yarn Story, the cards feature 'Knitster Girl' busily working away on her socks and sweaters. The cards are blank inside and cost £2.95. www.ayarnstory.co.uk

JOIN THE SOCIETY

The Handmade Sock Society is a subscription club for sock knitting fans. It's run by Helen Stewart, and members receive six botanically inspired patterns every other month in the run-up to Christmas. Designs released so far include the delicate lace and cable 'Magnolia', and the elegant 'Astrantia'. Membership is £18. www.ravelry.com/patterns/sources/the-handmade-sock-society



PHOTOGRAPHY BY DEB HICKMAN



LACY
SHAWLS
& SOCKS

The Florist Collection

by West Yorkshire Spinners

Designer Juliana Yeo has created this pretty collection of lace accessories using West Yorkshire Spinners' Signature 4ply sock yarn. The book contains three shawls and three sock projects, in a palette of ice cream tones.

The 'Wild Bloom Lace Shawl' is formed from a series of stocking stitch wedges; it is then finished with a lace border in a contrast colour, which helps to highlight the shawl's construction. 'Misty Meadow' uses an array of interesting textures, while the 'Botanical

Striped Shawl' is a quick-knit garter stitch triangle decorated with a picot edging.

The three sock designs are attractive, too. 'Secret Garden' features a smart cabled pattern paired with striped toes and cuffs, while 'Pretty Petal' has diamond lace motifs and looks stunning worked in one of the variegated colourways of Signature 4ply. **£6.50 for a book of six patterns. To order or to find your nearest stockist, visit www.wyspinners.com or call 01535 664500**



NEW BOOKS

Our pick of the best pattern collections and e-books

ONE-PIECE KNITS

by Margaret Hubert



Fans of seamless knitting - and those who have yet to try it - will enjoy this new book of knitting patterns from Margaret

Hubert. It explores how to knit sweaters in one piece, whether top down, side to side, or even back to front, with minimal sewing up. The charted patterns come in a wide range of sizes from toddler to adult; there are four fundamental patterns, with three variations on each sweater type.

£17.99, Creative Publishing International

TRAVEL KNITS FOR THE FAMILY

Kate Bostwick




Here's a chance to get ahead and create some winter essentials! This new book from Kate

Bostwick is the first volume in her series of knitwear staples, and she starts with cold weather projects. It's filled with appealing knits in a range of sizes from child to adult, such as hats and mittens, top-down sweaters and cardigans, and a fantastic pair of slippers knitted in one piece with Latvian braids.

£14, www.amazon.co.uk

TROWIE OF URADALE

Marja de Haan



This sweet little book is a children's story, with beautiful illustrations by Carolien Haver. It tells the story of a special

lamb born on Uradale Farm in Shetland, and the adventures he has. What makes it special is that it includes full instructions to knit your own Trowie lamb using Uradale yarns - ensuring the story is brought even more vividly to life for little ones!

£12; www.trollenwolweb.nl/en_GB/

Wool People 12

by Brooklyn Tweed

In the latest instalment of its annual design series, yarn company Brooklyn Tweed brings us the softest layers and elegant shapes and textures, beautifully photographed by Jared Flood on the Oregon coast.

The *Wool People 12* collection includes a cosy sweater by Penny Ollman decorated with rope cables. For a more delicate feel, take a look at 'Adelaide', a yoked jumper with an unusual lace pattern by Isabell Kraemer.

There's a range of cardigans with smart textured fabric and tailored shapes; 'Kumon' is particularly attractive, with its combination of ribbing and half-brioche stitch.

The 'Ellsworth' wrap by Scott Rohr has rippling blocks of black and white, while the 'Rivulet' shawl features a mesmerising pattern of twisted ribs and geometric lace.

Other projects include a lightweight, all-over lace jumper worked in Brooklyn Tweed's new Peerie 4ply yarn, and a decorative asymmetric shawl.

Available as individual pattern downloads from www.brooklyntweed.com, priced \$8 for accessory projects and \$9 for garments



© BROOKLYN TWEED / JARED FLOOD

❶ 'Adelaide' features a lacy yoke ❷ The airy, turtleneck 'Tensile' sweater ❸ A clever variation of Old Shale stitch is used on 'Peregrine'

STYLISH SOCKS *Three pretty projects to flatter your feet*



PEEKY CATSOCKS
by Marna Gilligan

Price £4 for downloadable pattern.

www.ravelry.com/patterns/library/peeky-catsocks
www.caitinbeag.com



SECRET GARDEN
by Juliana Yeo

Price £6.50 as part of the pattern book *The Florist Collection* (contains 6 projects).

www.wyspinners.com 01535 664500



SKOGSVÄVA SOCKS
by Anna Friberg

Price kr.60.00 SEK (approx. £5.15) for downloadable pattern.

www.ravelry.com/patterns/library/skogsvava-socks

SOUTHERN WOOL SHOW

Saturday 1st September 2018
Newbury Racecourse, Berkshire

60
top class
stalls

Workshops
Free parking
Food court

Some of our wonderful exhibitors are...



Rosies Moments

I hand paint ethically sourced yarns using the colours I see in my daily life for inspiration. I also sell gifts for knitting and crochet, sock kits, gift boxes, gradient cakes, etc.

www.rosiesmoments.co.uk



Home Farm Wensleydales

Home grown 100% rare breed wool from our farm in the Cotswolds. Washed and spun in Yorkshire and all we add is grass, water, and a bit of TLC!

www.homefarmwensleydales.com



The MakerSS

Needle felting supplies, kits and our own books. Find the expected & unexpected including wool batts, starter boxes, monthly MakerSS Boxes, hedgehog spikes, birds legs and lots more.

www.themakerSS.co.uk



Wool Zone

We're all about colour and value. We stock beautiful yarns from Drops, West Yorkshire Spinners and other quality brands plus needles, accessories and a wide range of knitting and crochet kits for all abilities.


www.woolzone.co.uk



UK Alpaca Yarns

An extensive range of natural and dyed luxury yarns in DK and 4ply made exclusively in Britain using British and Irish alpaca fleece classed by hand in Devon. An independent family company dedicated to British alpacas.

www.ukalpaca.com



Woollie & Feltie

Welcome to Woollie & Feltie and our lovely products including felting kits, felting wool and felting tools for both needle and wet felting.

www.woollieandfeltie.co.uk



Down Sheepy Lane

Hand dyed yarn, project bags and notions from the Heart of Derbyshire's National Forest. My inspiration comes from books, nature and fandoms.

DownSheepyLane.etsy.com



Welcome to Purlescence.

Luxury yarns from around the world from Fyberspates, Jamieson & Smith, SweetGeorgia and IndigoDragonfly.

Also a comprehensive range of needles and tools by ChiaoGoo, plus a wide choice of books and other accessories.

www.purlescence.co.uk



Emily Cross Ceramics

Wheelthrown ceramic yarn bowls, porcelain magnetic pin dishes and magnetic needlekeepers. Designed and made by a fibre artist for fibre artists.

EmXCeramics.etsy.com

At Southern Wool Show you'll be in seventh heaven with an amazing range of hand-dyed yarn, as well as commercial yarn, accessories, patterns and kits

Entry: £3.50 - £5.00

www.SouthernWoolShow.co.uk

Tel: 07741 452295

Knitting tours on the Emerald Isle

Make 2019 the year you treat yourself to a dream knitting holiday! There's an exciting range on offer from KnittingTours.com, which specialises in tailored tours around Ireland that give knitters the chance to meet local designers and craftspeople.

Its holidays include 'Aran Islands, Donegal and Causeway Coast', which will take in the famous Studio Donegal, the historic Aran Islands, and the Giant's Causeway. Or if you just want to relax and knit, why not book yourself onto a luxury retreat?

There are also places still available on the 'Best of Scotland' tour, which has workshops with Di Gilpin and a visit to New Lanark Mill. For details, visit www.knittingtours.com or call 0800 088 5516



PHOTOS © KNITTINGTOURS.COM



Small faces 'Fairytale Moments' is a pattern collection packed with essential knits for babies by Patons

£5 (booklet ref. 5355). www.knitpatons.com/en/

SPECIAL BREEDS

Blacker Yarns has expanded its range of yarns from rare or unusual breeds, offering knitters the chance to try something different. Many of the yarns, from sheep such as the Boreray, Soay, Llanwenog and Castlemilk Moorit, are available in limited numbers, so grab a skein before they sell out! The online store also has a new range of undyed chunky yarns spun from Corriedale and Falkland Merino fleeces. www.blackeryarns.co.uk 01566 777635



Rowan has a lovely range of online patterns that are free to download if you're an @Rowan member. Designs include lace shawls, textured sweaters by Marie Wallin, and a stunning mesh jumper by Vibe Ulrik. Sign up for free at www.knitrowan.com

Stitches on screen



The best online knitting videos



RENEE'S INSPIRATIONS

Explore the world of yarn with Renée Callahan's East London Knits podcast <http://bit.ly/elkpodcast>



WOOL TALES

This short film looks at the sheep of the Faroe Islands and their wool <http://bit.ly/faroeshoop>



FUN AT THE FESTIVAL

The Plays With Yarn vlog reports back from the Leeds Wool Festival <http://bit.ly/pwyleeds>



BEHIND THE SCENES

Discover how the beautiful images for Rowan's Magazine 63 were created <http://bit.ly/rowan63bts>



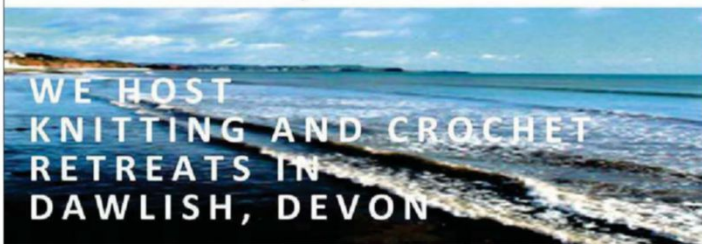
The most gorgeous yarns, patterns and accessories
WWW.THELOVELIESTYARNCOMPANY.CO.UK



OUR BRAND NEW YARN
OUT NOW



THE KNITTING HOTEL



WE HOST
KNITTING AND CROCHET
RETREATS IN
DAWLISH, DEVON

Imagine listening to the sea, looking out towards the ocean, think knitting and crocheting, think relaxing with a bunch of woolly enthusiasts, think delicious food and chocolates, think learning new techniques.

www.theknittinghotel.co.uk

The Wool Jeanie

The must-have knitting & crochet accessory!

Allows your ball of yarn to hang freely whilst gently spinning, meaning no more tangles!

£12.99



*Save 10% on the Wool Jeanie and more!**

Use discount code TK127 at
www.woolwarehouse.co.uk



Order online: www.woolwarehouse.co.uk
Order over the telephone: 01926 882818 or 0800 505 3300
Email us: hello@woolwarehouse.co.uk

No minimum orders. FREE delivery on UK orders over £25. £2.95 delivery charge for UK orders under £25.

Southern Wool Show says hello!

The newest festival on the knitting calendar is the Southern Wool Show, an extravaganza of woolly fun to be held at Newbury Racecourse in Berkshire on Saturday 1 September.

It's set to be a celebration of knitting, crochet, spinning, dyeing, feltmaking and weaving, with more than 60 exhibitors selling their wares. Stallholders will include indie dyers such as The Knitting Swede, Triskelion, Watercolours & Lace, and Skein Queen, while many of our favourite online stores, including Purlescence and The Loveliest Yarn Company, will be attending. Visitors will be able to enjoy creative workshops and demonstrations, along with a food court and free parking.

Tickets cost £5 on the door (discount for advance tickets), or £4 for concessions.

www.southernwoolshow.co.uk 07741 452295



Exhibitors include The Knitting Swede (above), Watercolours & Lace, and the yarn bowl maker Emily Cross



Sweet! 'Pudding' is the new name for Mrs Moon's delicious Swaddle superfine merino-alpaca baby yarn

£4.20 per 25g ball; available in 11 colours. www.mrsmoon.co.uk



Dear Ewe is a new online store specialising in beautifully designed gifts for crafters. Why not treat a friend (or yourself!) to a stylish new project bag, with prices starting at £8.50, or choose from a range of ceramic sheep mugs, mini skeins and cute button prints.

www.dearewe.com

VIP SUBSCRIBERS!

Every month, three of our subscribers will win a prize as a thank-you for their loyalty to *The Knitter*. This month, the winners (below) will each receive a copy of Hitomi Shida's inspiring book, *Japanese Knitting Stitch Bible*, worth £14.99. Check your issue next month to see if you're a winner of our Subs Stars draw!



WINNERS THIS ISSUE!

Miss L Jarvis Shefford
Mrs I Sinclair Ferndown
Mrs C Sturmev Wistow Selby

Immediate Media Company, publishers of The Knitter, Subs Stars giveaway Terms and Conditions: Prizes were dispatched before the on-sale date of this issue. There are no cash alternatives. Three winning entries will be chosen at random from all current subscribers. The draw is final and no correspondence will be entered into.

DIARY DATES

Events and workshops
to inspire your knitting

4 August Whitehead, Co. Antrim
Yarnfolk Festival of Wool
www.yarnfolkwoolfest.co.uk

10-11 August York
The British Wool Show
www.britishwool.net

18 August Port Sunlight
Pop-Up Wool Show
www.popupwoolshow.co.uk

19 August Bridport
Brioche Stitch
www.bridport yarn.co.uk 01308 455669

24 August Norwich
Beginners Socks
www.norfolk yarn.co.uk 01603 927034

25 August Cambridge
Purl Alpaca Workshop
www.purlalpacadesigns.com

25 August Leeds
Knitting with Colour
www.baaramewe.co.uk 0113 278 1788

1 September Newbury
Southern Wool Show
www.southernwoolshow.co.uk
07741 452295

1 September Alnmouth,
Northumberland
Alnmouth Wool Festival
www.sheepales.org

8 September Faversham
Darning Masterclass with Tom of Holland
theyarndispensary.co.uk 01795 597 700

8 September Bath
Fearless Cables & Chart Reading
with Carol Feller
www.ayarnstory.co.uk 01225 429239

8-9 September Launceston
Blacker Yarns Mill Open Day
www.blackeryarns.co.uk

8-9 September Perth
Perth Festival of Yarn
www.perthfestivalofyarn.uk

9 September Bath
Seamless Skills & Techniques
with Carol Feller
www.ayarnstory.co.uk 01225 429239

Tell us about your event!
theknitter@immediate.co.uk



The Island Wool Company

Navia
Sirri
Snældan

the home
of Faroese
yarns

islandwool.co.uk

Homespunwonders
Craft accessories, hand dyed yarn,
textiles and gifts

Yorkshire Dale Yarn
Beautiful yarn and gift boxes...

All our yarn is hand dyed by us in
Yorkshire with the colours inspired by the
beautiful flora and fauna of the Yorkshire Dales

www.homespunwonders.etsy.com



The Knitter

To advertise on these pages please contact
Ali Johnson
tel: 01173 008536
email: ali.johnson@immediate.co.uk



WOOL WAREHOUSE

Get **10% OFF EVERYTHING!**
Discount code: **TK127**

£7.29 per 100g ball
West Yorkshire Spinners Signature 4 Ply

£3.49 per 100g ball
Cygnets Boho Spirit (Aran) 100% Acrylic

We're proud to stock all these leading brands

Stylecraft Schreyies WYS RICO DESIGN
CARON Louisa Harding SIRDAR Wendy
erika knight king cole CASCADE YARNS ROWAN
Peter Pan Opal malabrigo CYGNET
RED HEART Fiberspates C+B World of Wool
TOFT Sublime GLOVER LOPI yarn stories FORT
addi THE CRUCHEE LIFE James C. Brett KnitPro Robin
DMC Patons NORO BERNAT REGIA

From £2.00 per 50g ball
Drops Flora (4 Ply) 65% Wool, 35% Alpaca

£2.49 per ball
Lily Sugar 'n Cream (Aran) 100% Cotton

WOOL WAREHOUSE
www.woolwarehouse.co.uk

FREE UK DELIVERY on orders over £25

Order online: www.woolwarehouse.co.uk
Order over the telephone: 01926 882818 or 0800 505 3300
Email us: hello@woolwarehouse.co.uk
No minimum order. £2.95 delivery charge for UK orders under £25.
* Discount code not valid on yarn packs or sale items.

The Knitter


Save time, money
and hassle
with an annual subscription



GREAT REASONS TO SUBSCRIBE DIGITALLY!

- ⊗ The latest issue is available instantly
- ⊗ Receive a further 13 issues in your first year
- ⊗ All issues download automatically
- ⊗ Download it once... read it offline forever
- ⊗ Your issues won't take up any storage space!

Start
your free
trial
today!*





To subscribe simply visit:

[www.theyarnloop.com/magazine/
the-knitter/digital](http://www.theyarnloop.com/magazine/the-knitter/digital)

* Free trial not available on Zinio.

The digital version of the magazine may not include any cover gifts that you would find on newsstand copies, and does not include access to Craft Circle.



Sarah Hatton
Phlox

Perfect for lazy days, this sideways-knit jumper has a soft, cashmere-blend fabric

Phlox



The jumper is decorated with panels of mesh



Sarah Hatton
Phlox

DESIGNED FOR a comfortable, loose fit, this summery jumper by Sarah Hatton has panels of airy mesh lace. It is knitted sideways from cuff to cuff, with stitches being picked up to work the neck edging and ribbed hem. The fabric feels cool yet luxuriously soft, thanks to the use of Rowan's Cotton Cashmere DK yarn. This offers excellent stitch definition, and comes in a palette of 16 beautiful tonal shades.

STITCH PATTERNS

LACE PATTERN A

Row 1 (RS): (Yo, skpo) twice, K1, (K2tog, yo) twice, K2, yo, skpo, K5, yo, skpo, K2, (yo, skpo) twice, K1, (K2tog, yo) twice.

Row 2 (WS): Purl.

Row 3 (RS): K1, yo, skpo, yo, sk2po, yo, K2tog, yo, K3, K2tog, yo, K5, K2tog, yo, K3, yo, skpo, yo, sk2po, yo, K2tog, yo, K1.

Row 4: Purl.

BODY

(worked in one piece, cuff to cuff)

Using 3.25mm circular needles, 100cm long, cast on 37 (39:41:43:45) sts.

Row 1 (RS): K1, *P1, K1; rep from * to end.

Row 2 (WS): *P1, K1; rep from * to last st, P1. These 2 rows set 1x1 rib.

Cont in 1x1 rib for 4cm, ending after a WS row.

Begin Lace Pattern A as follows:

Change to 4mm circular needles.

Row 1 (RS): K3 (4:5:6:7), work Chart A to

SIZE

	6-8	10-12	14-16	18-20	22-24	
TO FIT BUST	76-81	86-91	97-102	107-112	117-122	cm
	30-32	34-36	38-40	42-44	46-48	in
ACTUAL BUST	91	102	112	121	131	cm
	35¾	40¼	44¼	47½	51½	in
ACTUAL LENGTH	56½	58½	60½	62½	64½	cm
	22¼	23	23¾	24½	25½	in
SLEEVE LENGTH	41	41	41	42	42	cm
	16	16	16	16½	16½	in

YARN

Rowan Cotton Cashmere (DK weight; 85% cotton, 15% cashmere; 125m/137yds per 50g ball)

CINNABAR (215)	8	9	10	11	12	x50g BALLS

NEEDLES & ACCESSORIES

3.25mm (UK 10/US 3) circular needles, 100cm long
3.25mm (UK 10/US 3) circular needles, 60cm long
4mm (UK 8/US 6) circular needles, 100cm long
Stitch holders
Locking stitch markers

TENSION

20 sts and 28 rows to 10cm over st st on 4mm needles. Lace panel meas 7cm wide.

YARN STOCKISTS

Rowan 01484 950630

www.knitrowan.com

last 3 (4:5:6:7) sts, K3 (4:5:6:7).

Row 2 (WS): Purl.

Inc row (RS): K1, M1, K2 (3:4:5:6), work Chart A to last 4 (5:6:7:8) sts, K3 (4:5:6:7), M1, K1. 2 sts inc'd.

Row 4: Purl.

These 4 rows set placement for st st, Chart A and sleeve shaping.

Continuing to work Chart as set, work 2 (2:2:0:0) rows straight.

Work inc row again, working new sts into st st. 41 (43:45:47:49) sts.

Work 3 (3:3:1:1) row(s) straight.

Work Inc row again. 2 sts inc'd.

Rep last 4 (4:4:2:2) rows 9 (18:20:1:7) more times. 61 (81:87:51:65) sts.

Sizes 6-8, 10-12, 18-20 and 22-24 only

Work 5 (5:-:3:3) rows straight.

Work Inc row again. 2 sts inc'd.

Rep last 6 (6:-:4:4) rows 6 (0:-:20:17) more times. 75 (83:-:93:101) sts.

All sizes

Work 13 (13:11:11) rows straight, ending after a WS row.

Work should measure 41 (41:41:42:42) cm from cast-on edge.

SHAPE SIDE SEAM

Working all new sts into st st, cast on 11 sts at beg of next 2 (2:6:8:8) rows.

97 (105:153:181:189) sts.

Working all new sts into st st, cast on 10 sts at beg of next 10 (10:6:4:4) rows.

197 (205:213:221:229) sts.

Row 1: K3, (yo, skpo) 3 times, K1, (K2tog, yo) 3 times, patt as set to last 16 sts, (yo, skpo) 3 times, K1, (K2tog, yo) 3 times, K3.

Row 2: Purl.

Row 3: K4, (yo, skpo) twice, yo, sk2po, yo, (K2tog, yo) twice, patt as set to last 15 sts, (yo, skpo) twice, yo, sk2po, yo, (K2tog, yo) twice, K4.

Row 4: Purl.

These 4 rows set Lace Panel B.

Working in st st and Lace Panels as set, cont as follows:

Work 18 (26:32:38:44) rows straight, ending after a WS row.

SHAPE FRONT NECK

Next row (RS): Patt 79 (83:87:91:95), K2tog, K1, pm, patt 16. Turn and work on these last 97 (101:105:109:113) sts only.

Work 1 row straight.

Next row (dec) (RS): Patt to last 19 sts, K2tog, K1, patt 16. 1 st dec'd.

Rep last 2 rows twice more.

94 (98:102:106:110) sts.

Work 69 (69:71:71:73) rows straight without shaping, ending after a WS row.

Next row (inc) (RS): Patt to last 16 sts, M1, K1, patt to end. 1 st inc'd.

Work 1 row straight.

Rep last 2 rows twice more and inc row again.

Phlox

Dec row: K1, skpo, patt to last 3 sts, K2tog, K1. 2 sts dec'd.

This row sets sleeve decreases.

Work 5 (5:3:3:3) rows straight.

Rep last 6 (6:4:4:4) rows 6 (0:22:20:17) times. 61 (81:41:51:65) sts.

Sizes 6-8, 10-12, 18-20 and 22-24 only

Work Dec row again. 2 sts dec'd.

Work 3 (3:-:1:1) row (s) straight.

Rep last 4 (4:4:2:2) rows 11 (20:-:3:9) more times. 37 (39:-:43:45) sts.

All sizes

Work 3 rows straight, ending on a WS row.

Change to 3.25mm needles.

Work 4.5cm in rib as set, ending on a WS row.

Cast off in rib.

TO MAKE UP

Join side and underarm seams.

HEM EDGING

With RS facing, using 3.25mm circular needles, 60cm long, pick up and knit 184 (204:224:244:264) sts evenly around lower edge.

Pm and join to work in the round.

(Note: if you wish to work this in rows, join right side seam only and pick up 1 st more before working in 1x1 rib as set on body)

Rnd 1: *K1, P1; rep from * to end.

Rep this rnd until it meas 7cm.

Cast off in rib.

NECKBAND

With RS facing, using 3.25mm circular needles, 60cm long, beg at centre back neck, pick up and knit 36 (36:38:38:40) sts evenly along first side of back neck, place a marker on the last of these sts, pick up and knit 72 (72:76:76:78) sts evenly along front of neck, place a marker on the last of these sts, pick up and knit 36 (36:38:38:40) sts along second side of back neck. Join into the round. 144 (144:152:152:158) sts.

Cont as folls:

Rnd 1: *P1, K1; rep from * to end. (Sts with markers should both be knit sts ready to work shaping).

This round sets rib.

Rnd 2 (dec): (Rib to 1 st before mrk, sk2po) twice, rib to end. 140 (140:148:148:154) sts.

Rnd 3: Work all sts as they present themselves.

Rep the last 2 rnds once more, then dec rnd once more. 132 (132:140:140:146) sts.

Cast off in rib. ☺



A cotton-cashmere yarn gives the jumper a wonderfully soft feel



Knitter's Jewellery



Magnetic Knitter's Necklace

Row Counter Ring



Magnets inside wooden pendant

No more losing Cable Needles & Stitch Markers



In 4 sizes

Hypoallergenic

Specially coated surgical grade stainless steel



Leather cord

Uniquely handcrafted in 2 colours

Can be worn as jewellery

Keep track of knitting patterns easily

KnitPro™

FOR THOSE WHO LOVE TO KNIT

www.knitpro.eu

Patented Products



DOWNLOAD THE KNITTER NOW!

You can buy a digital edition of *The Knitter* - ready to read whenever you want. Single issues and subscriptions are available, and every issue you purchase is stored in your magazine library permanently.

Once your magazine has downloaded, an internet connection is not required so you can take your magazine with you, wherever you go.

To buy your digital copy, visit www.theyarnloop.com/magazine/the-knitter/digital

SUBSCRIBE FROM AS LITTLE AS £4.99



A Knitter's Journey

Emma Vining discusses her involvement with The Knitting & Crochet Guild's project celebrating the life of an inspirational knitter, Gladys Jeskins



THE KNITTING & Crochet Guild of Great Britain celebrates its 40th anniversary in 2018!

One of the ways we are marking this milestone is by highlighting the work of a very special knitter, Gladys Jeskins (1923-1997).

The project is called *A Knitter's Journey*, and explores an amazing stitch sampler knitted by Gladys over a period of many years. The sampler measures more than fifty metres in length, and contains almost 900 individual stitch patterns on a single long strip of knitting.

A passion for pattern

Gladys was a prolific maker throughout her life. At age three, she was taught to crochet by her grandmother. By age five, she was already so good at knitting that she had made two school jumpers for herself.

Her excellent school grades and aptitude for figures led her to work as a comptometer (an early calculator) operator for the Co-op. Having enrolled in the Wrens during the Second World War, she became a wages clerk. After the war, Gladys joined her extended family in High Wycombe, where she worked in the upholstery trade. During this time she met her husband, Alfred, and they remained in the area until he passed away in 1984. Gladys then moved to Norfolk to be near her sister.

The knitted stitch sampler began as a series of individual squares when Gladys felt that she could create much more original stitch patterns than were available in magazines and books at that time. As Gladys added more and more stitch patterns, her work evolved into a very long strip of knitting. Family members recall her working on it in her living room whilst talking to visitors, watching television or

even reading! She recorded each stitch pattern in a series of notebooks, with detailed notes and explanations.

Gladys did not set out to knit a thousand patterns, but as the sampler grew and grew, this became her goal. When the sampler and the 17 accompanying handwritten notebooks were donated to the Knitting & Crochet Guild by her family after Gladys passed away, she had reached 899 and the sampler stitches were still on the needles.

Studying the sampler

The *A Knitter's Journey* project began at the suggestion of Guild Director, Tricia Basham, who photographed each stitch pattern and scanned every page of the notebooks. Many Guild members helped throughout the project, knitting new swatches, writing instructions and looking for duplicate patterns, of which there were only thirty! We were absolutely delighted when Juliet Bernard, a knitwear designer and former editor of *The Knitter*, also became part of the project team.

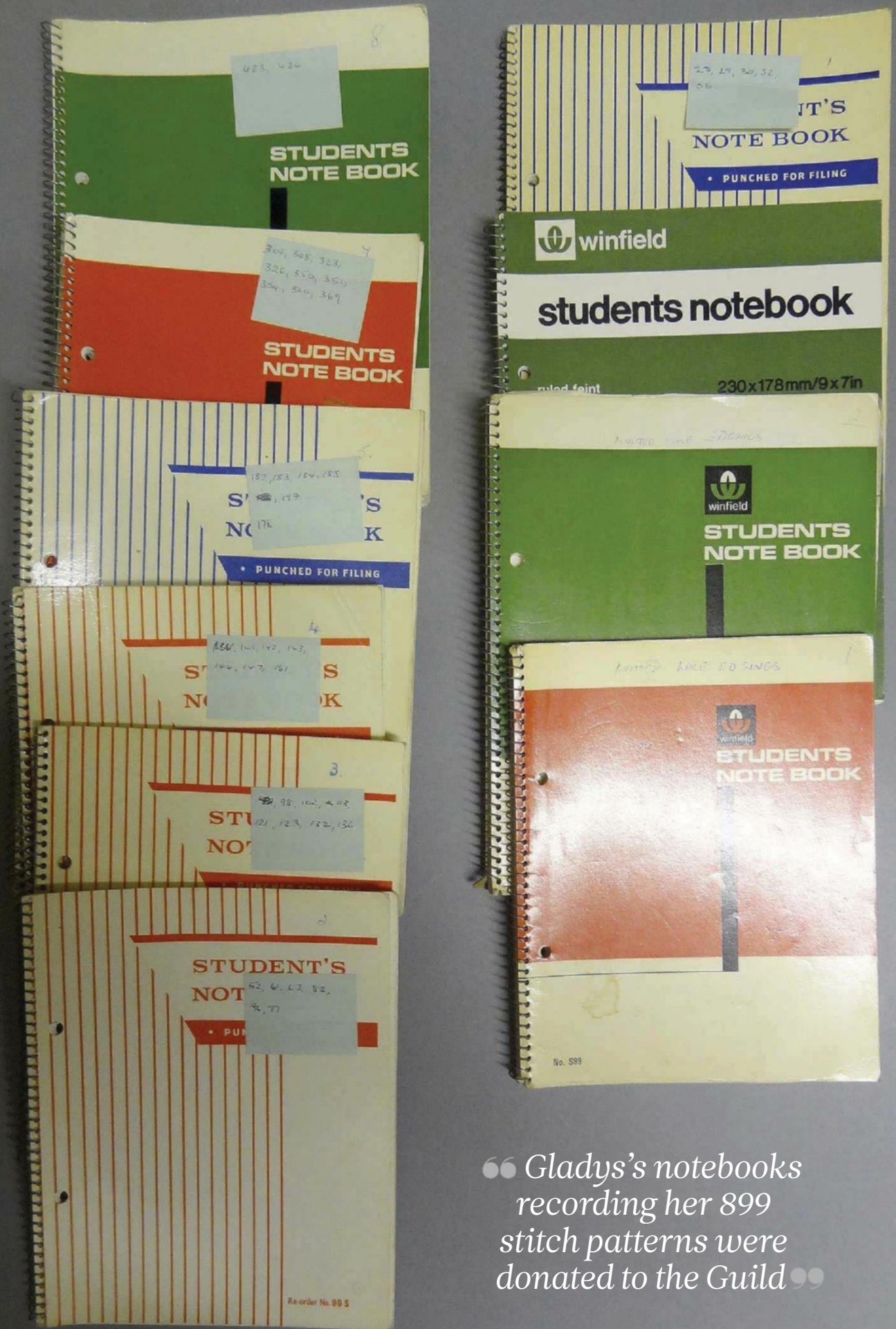
After examining the whole sampler, Tricia, Juliet and I chose a selection of stitch patterns to be made more widely available, to raise awareness of the Guild and to inspire new stitch patterns and designs. Juliet has created a beautiful e-book of six sampler-inspired accessory designs.

Tricia's scarf design, 'Rosa', was inspired by pattern number 78, celebrating the year the Guild was founded. Having identified their intriguing details, Juliet chose patterns 608 and 857 for her 'Iris' hat and 'Dahlia' mitts designs. However, I found choosing a stitch pattern to work from much harder than I anticipated. I love working with twisted stitches and cables, and there are several beautiful examples of these types of stitch pattern in the sampler. I found it very challenging to add my own stamp to these already beautifully ▶



① The sampler comprises an incredible 899 stitch swatches ② + ③ The Guild has photographed every pattern and scanned Gladys's accompanying notebooks

Knitting stories



“ Gladys’s notebooks recording her 899 stitch patterns were donated to the Guild ”

Re-order No. 89 5

Knitting stories

formed designs. Instead, I decided to choose the most significant pattern number in celebration of our anniversary – 40, of course!

New ways with stitches

Stitch number 40 has a lovely rhythm. I really enjoy knitting stitch patterns that flow with just the right amount of complexity and repeatability. As a knitter, this means that your hands find the movements relaxing, your subconscious keeps aware of the overall design, but at the same time, you can rely on the rhythm of the stitches to keep the pattern correct.

My first step was to knit several repeats of Gladys's pattern. This helped me to learn about the stitch pattern, and to think about what elements I might add or change. The pattern is made up of two different sections of slipped stitch, building up from one loop to four loops over the first four rows. After the loops are knitted together, a single elongated stitch is slipped over the next three rows. This gives a sense of the pattern building up and then being physically and visually pulled together on the fifth row. I also liked the contrast between the large eyelet and the long slipped stitch line linking to the next set of eyelets.

Next, I began to adapt it, beginning with spreading out each pattern element across multiple stitches and rows. For a balanced tension, I offset the individual parts of the pattern. Introducing a second colour changed the appearance yet again. In tribute to Gladys's original choice of colour, I used two shades of pink over a number of rows to create a lovely gradient effect.

I used all these elements in my 'Sampler Scarf', knitted in John Arbon Knit by Numbers DK. Beginning as a right-angled triangle, the scarf becomes an extended rectangle. The stitch pattern begins with slipped stitch eyelets, and extends into series of colour changes marking the transitions to the new patterns.

I also wanted to see how the stitch would look when placed within a curved design, specifically a half Pi shawl. This led me to the work of another inspirational knitter, Elizabeth Zimmermann. Elizabeth discovered Pi shawls when she realised that the mathematical properties of a circle could be used to knit a circular shawl with regular increase rows. My four new stitch patterns fitted perfectly into her formula! I'm delighted that my resulting 'Ruby' shawl and my 'Tulip' scarf are both in the *A Knitter's Journey* e-book.

I have loved being part of this project, learning about Gladys Jeskins, her sampler and her inspirational stitch patterns. With almost 900 sampler patterns to be explored, the possibilities are limitless, and the journey continues! ☺


MAXINE VINING



A Knitter's Journey



- ① Emma's pretty 'Sampler Scarf' pattern
- ② The book is available to Guild members
- ③ 'Ruby Half Pi Shawl' is one of Emma's designs for the *A Knitter's Journey* e-book



'A KNITTER'S JOURNEY' E-BOOK IS AVAILABLE TO MEMBERS OF THE KNITTING & CROCHET GUILD. TO BECOME A MEMBER, VISIT WWW.KCGUILD.ORG.UK. BIOGRAPHICAL DETAILS ABOUT GLADYS WERE KINDLY PROVIDED TO THE KCG BY A MEMBER OF HER FAMILY.

A woman with long, wavy blonde hair is shown from the chest up, wearing a light green, intricately knitted lace shawl. She is looking slightly to the right of the camera with a soft expression. The background is a blurred outdoor setting with green foliage and a black metal fence.

Anniken Allis

Wentwood

As fresh as a summer's day, this shawl has a delicate lace stitch pattern



Anniken Allis
Wentwood

THIS PRETTY shawl by Anniken Allis is light yet warm, thanks to the use of a 4ply Bluefaced Leicester yarn – making it perfect for cooler summer days and evenings. The yarn used is a lovely hand-dyed and hand-painted offering from Watercolours & Lace – each colourway is produced in limited numbers. Anniken has used an all-over diamond lace stitch pattern for her design; this forms a scalloped edging along the bottom of the shawl.

PATTERN NOTES

When slipping stitches at the beginning of each row, slip purlwise with the yarn in front.

If you are using stitch markers to mark repeats, you will need to move these one stitch to the left on Rows 13 and 19 of Chart A, Row 25 of Chart B and Rows 9, 13 and 15 of Chart C.

STITCH PATTERNS

CHART A

(written instructions)

Row 1 (RS): Sl1, K6, *(yo, SSK, K1) twice, (K2tog, yo, K1) twice; rep from * to last 6 sts, K6.

Row 2 (WS and all following WS rows):

Sl1 pwise wyif, K2, P to last 3 sts, K3.

Row 3: Sl1, K6, *K1, yo, SSK, K1, yo, sk2po, yo, K1, K2tog, yo, K2; rep from * to last 6 sts, K6.

Row 5: Sl1, K6, *K2, yo, SSK, K3, K2tog, yo, K3; rep from * to last 6 sts, K6.

Row 7: Sl1, K3, K2tog, yo, K1, *(yo, SSK, K1) twice, (K2tog, yo, K1) twice; rep from * to last 6 sts, yo, SSK, K4.

Row 9: Sl1, K2, K2tog, yo, K2, *K1, yo, SSK,

SIZE

Wingspan: 140cm (55in)
Depth: 58cm (22¾in)

YARN

Watercolours & Lace Bluefaced Leicester 4ply (4ply weight; 100% Bluefaced Leicester wool; 400m/437yds per 100g skein)
Mystic Forest; 1 x 100g skein

Note: Our sample used exactly 100g, so you may wish to purchase two skeins to avoid running out of yarn.

NEEDLES & ACCESSORIES

4mm (UK 8/US 6) circular needles, 80cm long
4.5mm (UK 7/US 7) circular needles, 80cm long

K1, yo, sk2po, yo, K1, K2tog, yo, K2;
rep from * to last 6 sts, K1, yo, SSK, K3.

Row 11: Sl1, K3, yo, SSK, K1, *(K2tog, yo, K1) twice, (yo, SSK, K1) twice; rep from * to last 6 sts, K2tog, yo, K4.

Row 13: Sl1, K4, yo, sk2po, *yo, K1, K2tog, yo, K3, yo, SSK, K1, yo, sk2po; rep from * to last 5 sts, yo, K5.

Row 15: Sl1, K2, yo, SSK, K2, *K1, K2tog, yo, K5, yo, SSK, K2; rep from * to last 6 sts, K1, K2tog, yo, K3.

Row 17: Sl1, K3, yo, SSK, K1, *(K2tog, yo, K1) twice, (yo, SSK, K1) twice; rep from * to last 6 sts, K2tog, yo, K4.

Row 19: Sl1, K4, yo, sk2po, *yo, K1, K2tog, yo, K3, yo, SSK, K1, yo, sk2po; rep from * to last 5 sts, yo, K5.

Row 20: Sl1, K2, P to last 3 sts, K3.

CHART B

(written instructions)

Row 1 (RS): Sl1, K4, *K3, K2tog, yo, K1, yo, SSK, K4; rep from * to last 4 sts, K4.

Row 2 (WS and all following WS rows):

Sl1 pwise wyif, K2, P to last 3 sts, K3.

Row 3: Sl1, K4, *K2, K2tog, yo, K3, yo, SSK, K3; rep from * to last 4 sts, K4.

Row 5: Sl1, K4, *K1, K2tog, yo, K5, yo, SSK, K2; rep from * to last 4 sts, K4.

Row 7: Sl1, K4, *(K2tog, yo, K1) twice, (yo, SSK, K1) twice; rep from * to last 4 sts, K4.

Row 9: Sl1, K4, *K2, yo, SSK, K3, K2tog, yo, K3; rep from * to last 4 sts, K4.

Row 11: Sl1, K4, *K3, yo, SSK, K1, K2tog, yo, K4; rep from * to last 4 sts, K4.

Row 13: Sl1, K4, *yo, SSK, K2, yo, sk2po, yo, K2, K2tog, yo, K1; rep from * to last 4 sts, K4.

Row 15: Sl1, K4, *K1, yo, SSK, K5, K2tog, yo, K2; rep from * to last 4 sts, K4.

Row 17: Sl1, K4, *K2, yo, SSK, K3, K2tog,

TENSION

15 sts and 28 rows to 10cm over Chart A on 4mm needles

YARN STOCKISTS

Watercolours and Lace 01379 674427
www.watercoloursandlace.co.uk

SPECIAL ABBREVIATIONS

Russian Cast-off: K2, slip both sts back to left-hand needle, K2tog tbl, *K1, slip both sts back to left-hand needle, K2tog tbl. Rep from * to end.

For general abbreviations, see p81

yo, K3; rep from * to last 4 sts, K4.

Row 19: Sl1, K4, *(yo, SSK, K1) twice, (K2tog, yo, K1) twice; rep from * to last 4 sts, K4.

Row 21: Sl1, K4, *K1, K2tog, yo, K5, yo, SSK, K2; rep from * to last 4 sts, K4.

Row 23: Sl1, K4, *K2tog, yo, K7, yo, SSK, K1; rep from * to last 4 sts, K4.

Row 25: Sl1, K2, yo, sk2po, *yo, K2, K2tog, yo, K1, yo, SSK, K2, yo, sk2po; rep from * to last 3 sts, yo, K3.

Row 26: Sl1, K2, P to last 3 sts, K3.

CHART C

(written instructions)

Row 1 (RS): Sl1, K4, *K3, K2tog, yo, K1, yo, SSK, K4; rep from * to last 4 sts, K4.

Row 2 (WS and all following WS rows):

Sl1, K2, P to last 3 sts, K3.

Row 3: Sl1, K4, *K2, K2tog, yo, K3, yo, SSK, K3; rep from * to last 4 sts, K4.

Row 5: Sl1, K4, *K1, K2tog, yo, K5, yo, SSK, K2; rep from * to last 4 sts, K4.

Row 7: Sl1, K4, *K2tog, yo, K2tog, (K1, yo) twice, K1, SSK, yo, SSK, K1; rep from * to last 4 sts, K4.

Row 9: Sl1, K2, yo, sk2po, *yo, K2tog, K1, yo, K3, yo, K1, SSK, yo, sk2po; rep from * to last 3 sts, yo, K3.

Row 11: Sl1, K4, *K2tog, K1, yo, K5, yo, K1, SSK, K1; rep from * to last 4 sts, K4.

Row 13: Sl1, K1, yo, K1, sk2po, *K1, yo, K2tog, (K1, yo) twice, K1, SSK, yo, K1, sk2po; rep from * to last 3 sts, K1, yo, K2.

Row 15: Sl1, K2, yo, sk2po, *yo, K2tog, K1, yo, K3, yo, K1, SSK, yo, sk2po; rep from * to last 3 sts, yo, K3.

Row 16: Sl1, K2, P to last 3 sts, K3.

SHAWL

Using 4mm circular needles, cast on 3 sts.

CHARTS

Chart A

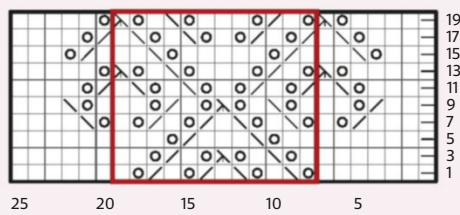


Chart B

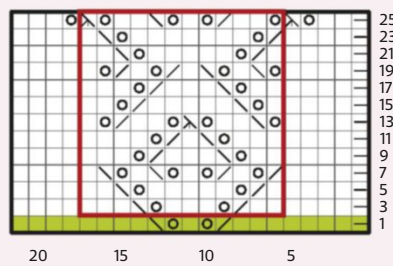
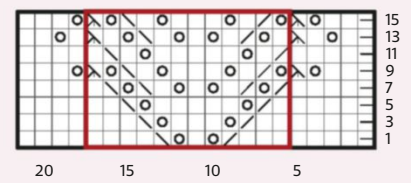


Chart C



KEY

- Knit
- Yo
- K2tog
- Chart B set up row – only work once
- Sl 1 pwise wyif
- SSK
- Sk2po
- Repeat

Pin out the scalloped edging when blocking

Set-up row 1: (K1, yo, K1) in each stitch.
9 sts.

Set-up row 2: Sl1, K2, P to last 3 sts, K3.

BEGIN STOCKING STITCH

Row 1 (RS): Sl1, K2, (yo, K1) 3 times, yo, K3.
13 sts.

Row 2 (WS and all following WS rows):
Sl1 pwise wyif, K2, P to last 3 sts, K3.

Row 3: Sl1, K2, (yo, K1) to last 3 sts, yo, K3.
21 sts.

Row 5: Sl1, K to end.

Row 7: Sl1, K to end.

Row 9: Sl1, K2, (yo, K1) to last 3 sts, yo, K3.
37 sts.

Row 11: Sl1, K to end.

Row 13: Sl1, K to end.

Row 15: Sl1, K2, (yo, K1) to last 3 sts, yo, K3.
69 sts.

Row 17: Sl1, K to end.

Row 19: Sl1, K to end.

Row 21: Sl1, K to end.

Row 23: Sl1, K to end.

Row 25: Sl1, K to end.

Row 27: Sl1, K2, (yo, K1) to last 3 sts, yo, K3.
133 sts.

Row 29: Sl1, K to end.

Row 30: Sl1, K2, P to last 3 sts, K3.

BEGIN CHART A

Row 1 (RS): Work row 1 of Chart A, working the 12-st repeat 10 times.

Row 2 (WS and all following WS rows):
Sl1 pwise wyif, K2, P to last 3 sts, K3.

Row 3: Work row 3 of Chart A, working the 12-st repeat 10 times.

Continue working through all 20 rows of Chart A once.

BEGIN STOCKING STITCH

Row 1 (RS): Sl1, K to end.



Row 2 (WS and all following WS rows):

Sl1 pwise wyif, K2, P to last 3 sts, K3.

Row 3: Sl1, K2, (yo, K1) to last 3 sts, yo, K3.

261 sts.

BEGIN CHART B

Row 1 (RS): Work row 1 of Chart B, working the 12-st repeat 21 times.

Row 2 (WS and all following WS rows):
Sl1 pwise wyif, K2, P to last 3 sts, K3.

Row 3: Work row 3 of Chart B, working the 12-st repeat 21 times.

Continue working through all 26 rows of Chart B once, then repeat rows 3 to 26 a further five times.

Change to 4.5mm needles.

BEGIN CHART C

Row 1 (RS): Work row 1 of Chart C, working the 12-st repeat 21 times.

Row 2 (WS and all following WS rows):
Sl1 pwise wyif, K2, P to last 3 sts, K3.

Row 3: Work row 3 of Chart C, working the 12-st repeat 21 times.

Continue working through all 16 rows of Chart C once.

Cast off using the Russian Cast-off method (see Special Abbreviations).

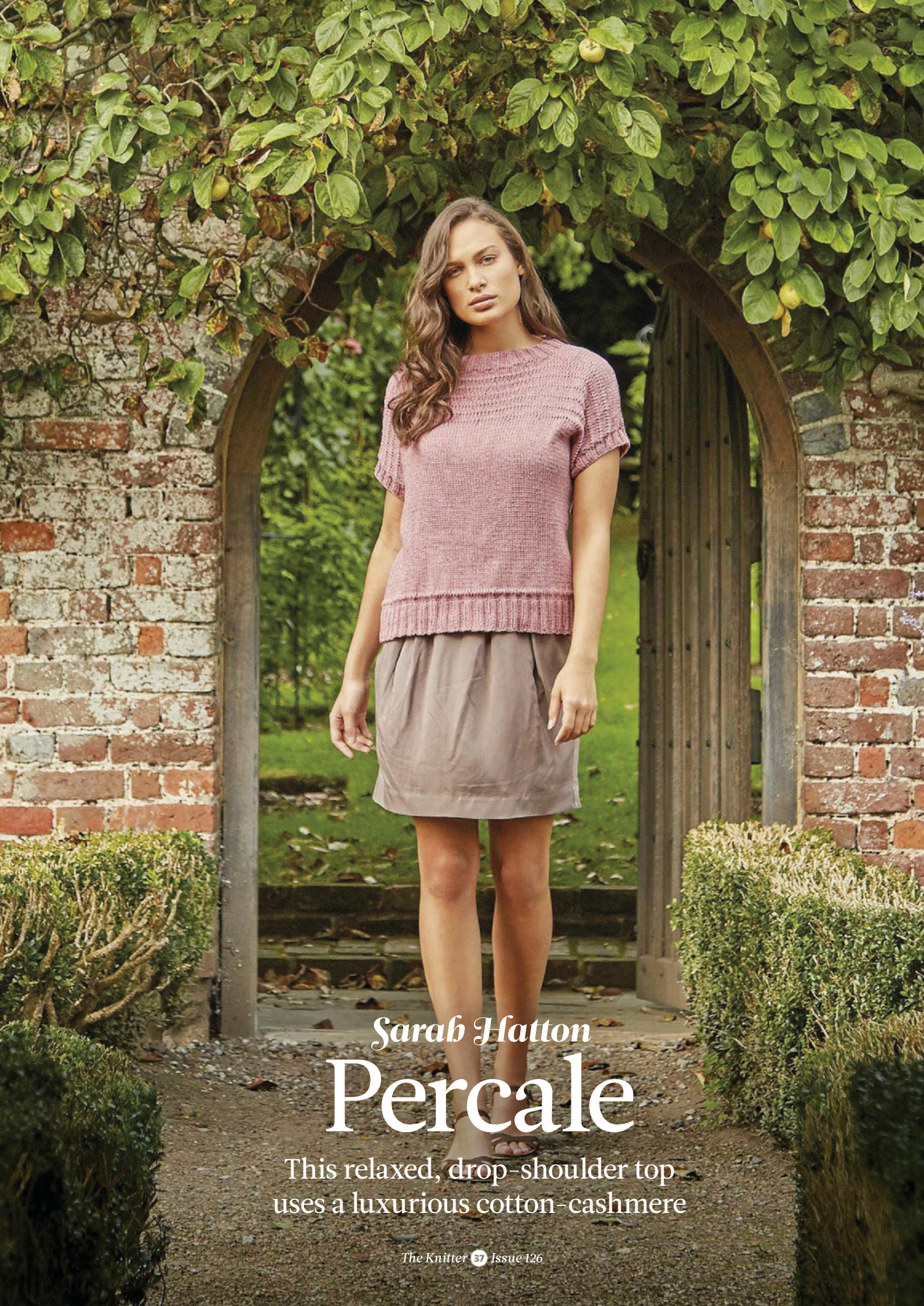
FINISHING

Block shawl gently to measurements, following any yarn care instructions on the ball band. ➤

Wentwood

A beautiful
hand-dyed yarn
complements
the design





Sarah Hatton

Percalle

This relaxed, drop-shoulder top
uses a luxurious cotton-cashmere



Sarah Hatton
Percale

ROWAN'S COTTON Cashmere yarn makes this summer top feel extra-special. It's a light weight blend that has a luxurious feel and offers excellent stitch definition, showing off the textured pattern beautifully. It comes in a palette of elegantly muted, slightly heathered shades. Sarah Hatton's design features a relaxed drop-shoulder shape, short sleeves, and a drop stitch pattern worked across the shoulders. It's sized to fit busts of 32in to 50in.

BACK

Using 3.25mm needles, cast on 106 (114:126:134:146) sts.

Row 1 (RS): K2, *P2, K2; rep from * to end.

Row 2: P2, *K2, P2; rep from * to end. These 2 rows form rib.

Work in rib until Back meas 7cm, dec 1 (0:1:0:1) sts at each end of last row, and ending with RS facing for next row. 104 (114:124:134:144) sts.

Change to 4mm needles.

Beg with a K row, work 2 rows in st st, ending with RS facing for next row.

Next row (RS): K to end, wrapping yarn twice round needle for each st.

Next row: P to end, dropping extra loops.

Beg with a K row, cont in st st until Back meas 30½ (31:31½:32:32½) cm, ending with RS facing for next row.

SIZE

	8-10	12-14	16-18	20-22	24-26	
TO FIT BUST	81-86	91-97	102-107	112-117	122-127	cm
	32-34	36-38	40-42	44-46	48-50	in
ACTUAL BUST	104	114	124	134	144	cm
	41	45	49	53	56½	in
ACTUAL LENGTH	54	56	58	60	62	cm
	21½	22	23	23½	24½	in
WIDTH CUFF TO CUFF	66	71	76	81	86	cm
	26	28	30	32	34	in

YARN

Rowan Cotton Cashmere (DK weight; 85% cotton, 15% cashmere; 125m/136yds per 50g ball)

CINNEBAR (215)	6	7	7	8	9	x50g BALLS

SHAPE FOR SLEEVES

Inc 1 st at each end of next row, then on foll 2 alt rows, then on foll 5 rows.

120 (130:140:150:160) sts.

Place markers at each end of last row to denote sleeve openings.

Beg with a K row, work 13 (17:19:23:25)

rows, ending with WS facing for next row.

Next row (WS): P4, P2tog, (P8, P2tog)

11 (12:13:14:15) times, P4.

108 (117:126:135:144) sts.

Row 1 (RS): K to end, wrapping yarn twice round needle for each st.

Row 2: P to end dropping extra loops.

Beg with a K row, work 2 rows in st st.

These 4 rows form patt.

Work 20 rows more in patt.

Next row (RS): K4, inc in next st, (K8, inc in next st) 11 (12:13:14:15) times, K4.

120 (130:140:150:160) sts.

Beg with a P row, work 5 (5:7:7:9) rows, ending with RS facing for next row.

SHAPE SHOULDERS

Cast off 9 (10:11:13:14) sts at beg of next 4 (2:2:4:4) rows, then - (11:12: -:-) sts at beg of foll 0 (2:2:0:0) rows.

84 (88:94:98:104) sts.

SHAPE BACK NECK

Next row (RS): Cast off 10 (11:12:13:14) sts,

K until there are 11 (12:13:14:15) sts on right needle and turn, leaving rem sts on

a stitch holder.

Work each side of neck separately.

Dec 1 st at beg of next row.

Cast off rem 10 (11:12:13:14) sts.

With RS facing, slip next 42 (42:44:44:46) sts onto a holder, rejoin yarn to rem sts and K to end.

Complete to match first side, reversing shapings.

FRONT

Work as given for Back until 4 (4:6:6:8)

rows less have been worked to shape shoulders, ending with RS facing for next row.

SHAPE NECK

Next row (RS): K40 (45:50:55:60), turn and leave rem sts on a holder.

Work each side of neck separately.

Dec 1 st at neck edge of next 2 rows, then on foll 0 (0:1:1:2) alt rows.

38 (43:47:52:56) sts.

Work 1 row, ending with RS facing for next row.

SHAPE SHOULDER

Cast off 9 (10:11:13:14) sts at beg of next and foll 1 (0:0:2:2) alt rows, then 10 (11:12: -:-) sts at beg of foll 1 (2:2: -:-) alt rows.

Work 1 row, ending with RS facing for next row.

Cast off rem 10 (11:12:13:14) sts.

With RS facing, slip next 40 sts onto a holder, rejoin yarn to rem sts and K to end.

NEEDLES & ACCESSORIES

1 pair 3.25mm (UK 10/US 3) knitting needles
 1 pair 4mm (UK 8/US 6) knitting needles
 Stitch markers
 Stitch holders

TENSION

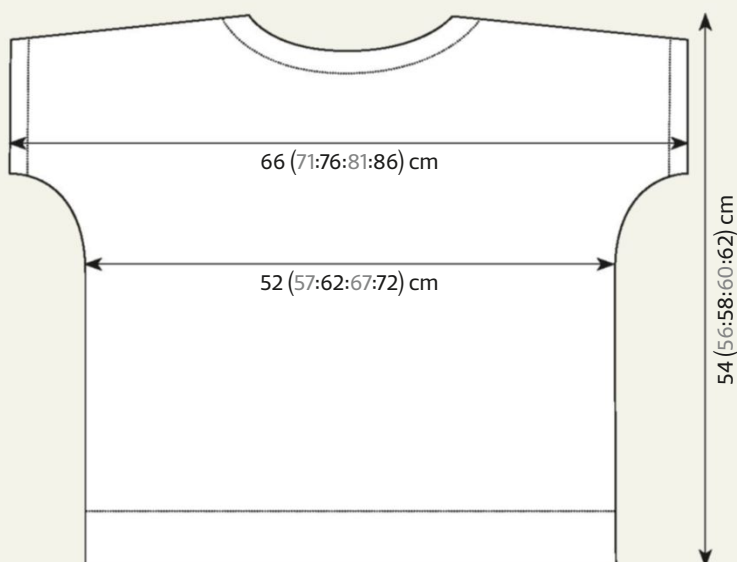
20 sts and 28 rows to 10cm over st st,
 and 18 sts and 21 rows to 10cm over patt,
 both using 4mm needles

YARN STOCKISTS

Rowan 01484 950630
www.knitrowan.com

For general abbreviations, see p81

BLOCKING DIAGRAM



Complete to match first side, reversing shapings.

MAKING UP

Press pieces carefully, following any yarn care instructions on the ball band. Join right shoulder seam using back stitch, or mattress stitch if preferred.

NECKBAND

With RS facing and using 3.25mm needles, pick up and knit 9 (9:10:10:13) sts down left side of front neck, K across 40 sts from front holder, pick up and knit 9 (9:10:10:13) sts up right side of front neck, 3 sts down right side of back neck, K across 42 (42:44:44:46) sts from back holder and pick up and knit 3 sts up left side of back neck.

106 (106:110:110:118) sts.

Beg with row 2 of rib as given for Back, work 12 rows.

Cast off in rib (on WS).

CUFFS

Join left shoulder and neckband seam.

With RS facing, using 3.25mm needles pick up and knit 66 (70:70:74:74) sts evenly along sleeve edge between markers.

Beg with row 2 of rib as given for Back, work 8 rows.

Cast off in rib (on WS).

Sew side seams. ☹

A drop stitch pattern adds texture



This design also appears in *Cotton Cashmere*,

a pattern booklet with 11 garments and accessories for women designed by Sarah Hatton. For details, visit www.knitrowan.com or call 01484 950630.

Meet Vithard Villumsen

This Danish designer likes to break the rules when it comes to constructing knitwear



KNOWN BY his fans around the world as 'The Prince of Knitting', Vithard Villumsen is a young Danish knitwear designer who has become known for his radical approach

to construction and colour. He teaches workshops where he enjoys demonstrating how traditional knitwear techniques can be used to create modern shapes and styles.

Who inspired you to take up knitting?

"Both of my grandmothers were very skilled crafters. My maternal grandmother was a prolific sewer, while my paternal grandmother was good at anything that involved yarn or a thread. So, from a very early age, I knew about knitting. I was taught knitting at school in fourth grade - it spoke to me in a special way. My mom taught me to read patterns, and I kept on knitting even though I didn't have to."

What was the first original piece of knitwear you created?

"My first ever design, and my first ever published pattern, was 'cardi', which is available via my Ravelry shop. At that time, I worked in a yarn store in Copenhagen, and my boss encouraged me to write the pattern for a cardigan I kept talking about making. After 'cardi' I kept on designing patterns using yarn from the store."

When and why did you make the move into freelance design?

"Knitting is my passion; it is a way for me to interpret the impressions which are given to me by my surrounding. So, it basically has felt more like a calling than a working position that I've taken on. In 2012, I gave a lecture on Scandinavian knitting traditions in Kyoto, and ever since I have travelled the world teaching and meeting local yarn companies that I've gone on to work with."

Do you have a favourite artist, writer or musician who inspires you? Or are you inspired by landscapes or architecture?

"I get inspired by so many things, mostly from textures and shapes in nature and buildings. The Icelandic musician Björk has

been a huge inspiration for me ever since primary school. I admire the way she looks at the world, at a minuscule level and huge scale at the same time, the highs and the lows, and her odd combination of sounds."

Which designer has most inspired you?

"I am really inspired by the meticulous approach of Åse Lund Jensen and Elizabeth Zimmermann, and the non-traditional approach to garment shaping from Norah Gaughan's book *Knitting Nature*."

Do you have a favourite design from your new pattern book, *Texperimenture*?

"All the designs are dear to me, of course, but 'Trekant' is especially close to my heart, because it's based on an idea I've been wanting to execute for a long time."

What fibres do you love to work with?

"I work with any natural fibre, but worsted-spun wool will always be my favourite kind of yarn. I do love a good wool-linen blend, though."

Which design from your portfolio are you most proud of, or is most special to you?

"My design 'the1sleeved' is based on a quick sketch, and the look of it changed as I was knitting it. I learned so much from creating this garment - it helped to evolve my design process and pattern writing skills. 'the1sleeved' is also the pattern that has opened the most doors for me."

Are there any techniques or styles of knitting you'd like to explore further?

"At the moment, I am exploring brioche stitch, as preparation for a new book. I am constantly experimenting, combining elements from different unmatched techniques, and searching for inspiration at the outermost frontiers of knitting."

What's the best piece of advice you've received from another knitter or designer?

"From Stephen West: 'Don't frog. Make it work!'
From Annette Danielsen: 'A real knitter rips every day!'"

Find Vithard's patterns at www.ravelry.com/designers/vithard-villumsen



1 Vithard's design for 'the1sleeved' is available in kit form 2 'Richardis' mittens 3 Vithard admires Björk's experimentation and artistry 4 'Striber' is a short-sleeved brioche sweater from his book *Texperimenture*



Vitbard Villumsen

Pleater

A radical construction creates an intriguing shape on this linen-blend summer top



Vithard Villumsen
Pleater

DANISH DESIGNER Vithard Villumsen is constantly exploring ways in which knitted fabric can be formed into different shapes. His latest project for us is knitted sideways in two pieces; a series of wedges fanning out across the front and back creates a pleated effect and a 'sleeve' on one side of the asymmetric design. Vithard has used BC Garn's Allino yarn, a DK-weight blend of linen and cotton which comes in a range of bright, pastel, neutral and heathered shades.

PATTERN NOTES

The top is worked from side to side in two pieces, which are seamed at the sides. The Pleat Pattern is worked at the same time as the armhole and neck shaping. When counting stitches, unless otherwise stated, always count the Pleat Pattern (between first and last markers) as one stitch. Because the piece is worked from side to side, correct row tension is essential.

STITCH PATTERNS

FRONT PLEAT PATTERN

Row 1 (RS): (K1, yo, K1, yo, K1) all into 1 st. 5 sts.

Row 2 and every foll WS row: Purl all sts.

Row 3: *(K1, yo, K1) into 1 st; rep from * 4 times more. 15 sts.

Row 5: *K1, Sl1 wyif, Sl1 wyib; rep from * 4 times more.

Row 6 (WS): Purl all sts.

Rep last 2 rows 2 (2:3:3:3) more times.

Next row (RS): *K1, M1R, pm, Sl1 wyif, M1L, pm, Sl1 wyib, M1L, pm; rep from *

SIZE

	S	M	L	1XL	2XL	
TO FIT BUST	81½	91½	101½	112	122	cm
	32	36	40	44	48	in
ACTUAL BUST	87½	97½	107½	117½	127½	cm
	34½	38½	42¼	46¼	50¼	in
ACTUAL LENGTH	56½	58	59	61½	63	cm
	22¼	22¾	23¼	24¼	24¾	in

YARN

BC Garn Allino (DK weight; 50% linen, 50% cotton; 125m/136yds per 50g ball)

CL13	10	11	12	13	15	x50g BALLS

3 times more, K1, M1R, pm, Sl1 wyif, M1L, pm, Sl1 wyib, M1L, slm.

30 sts; 16 total markers in place.

Next row (WS): Purl all sts.

Straight row (RS): *Knit to mrk, slm, Sl1 wyib, knit to mrk, slm, Sl1 wyib, knit to mrk, slm; rep from * 4 times more.

Next row (WS): Purl all sts.

Rep last 2 rows 1 (2:2:2:2) more times. These 2 rows form the even patt, with sts worked in st st except for those slipped on RS rows.

Inc row (RS): *Knit to mrk, M1R, slm, Sl1 wyif, M1L, knit to mrk, slm, Sl1 wyib, M1L, knit to mrk, slm; rep from * 4 times more. 15 sts inc'd.

**Work even in patt for 7 (7:9:9:9) rows.

Work Inc row.

Work even in patt for 5 (0:7:7:7) rows.

Work Inc row 1 (0:1:1:1) time.

Rep from ** as designated in pattern.

BACK PLEAT PATTERN

Row 1 (RS): (K1, yo, K1, yo, K1) all into 1 st. 5 sts.

Row 2 and every foll WS row: Purl all sts.

Row 3: *(K1, yo, K1) into 1 st; rep from * 4 times more. 15 sts.

Row 5: *K1, Sl1 wyif, Sl1 wyib; rep from * 4 times more.

Row 6 (WS): Purl all sts.

Rep last 2 rows 2 (2:3:3:3) more times.

Next row (RS): *M1R, Sl1 wyib, pm, M1R, Sl1 wyib, pm, M1L, K1, pm; rep from * 3 times more, M1R, Sl1 wyib, pm, M1R,

NEEDLES & ACCESSORIES

3.5mm (UK 9-10/US 4) circular needles, 80cm long or longer

Two double-pointed needles (DPNs), 3.5mm (UK 9-10/US 4) or smaller

16 stitch markers

TENSION

24½ sts and 34 rows to 10cm over st st on 3.5mm needles

YARN STOCKISTS

BC Garn c/o LoveKnitting

0845 544 2196

www.loveknitting.com

For general abbreviations, see p81

Sl1 wyib, pm, M1L, K1, slm.

30 sts; 16 total markers in place.

Next row (WS): Purl all sts.

Straight row (RS): *Knit to 1 st before mrk, Sl1 wyib, slm, knit to 1 st before mrk, Sl1 wyib, slm, knit to mrk, slm; rep from * 4 times more.

Next row (WS): Purl all sts.

Rep last 2 rows 1 (2:2:2:2) more times. These 2 rows form the even patt, with sts worked in st st except for those slipped on RS rows.

Inc row (RS): *Knit to 1 st before mrk, M1R, Sl1 wyib, slm, knit to 1 st before mrk, M1R, Sl1 wyib, slm, M1L, knit to mrk, slm; rep from * 4 times more. 15 sts inc'd.

**Work even in patt for 7 (7:9:9:9) rows.

Work Inc row.

Work even in patt for 5 (0:7:7:7) rows.

Work Inc row 1 (0:1:1:1) time.

Rep from ** as designated in pattern.

FRONT

Using 3.5mm circular needles, cast on 80 (82:83:86:86) sts.

Next row (WS): Purl.

Next row (RS): K49 (49:52:52:54), pm, K1, pm, K30 (32:30:33:31) to end.

Next row (WS): Purl.

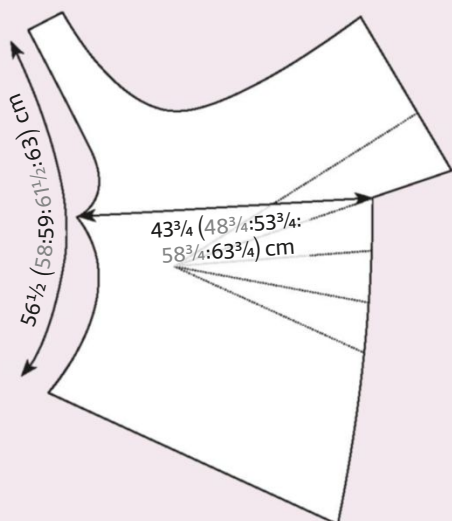
Next row (RS): K49 (49:52:52:54), slm, K1, slm, K30 (32:30:33:31) to end.

These 2 rows set the work in st st.

SHAPE RIGHT STRAP

Note: Read ahead! Right Strap and Pleat

BLOCKING DIAGRAM



Pattern are worked AT THE SAME TIME.
Cont in patt until work meas 5 (5:7:7:9) cm,
ending after a RS row, shape Right Strap as
follows:

Cast on 1 st at beg of next WS row, 2 sts at
beg of next WS row, 4 sts at beg of next WS
row, and 49 (50:52:56:58) sts at beg of foll
WS row, AT THE SAME TIME, when work
measures 7cm, ending after a WS row,
begin working Front Pleat Pattern (see
Pattern Notes) as foll:

BEGIN PLEAT PATTERN

Row 1 (RS): Knit to mrk, slm, work Front
Pleat Pattern to mrk, slm, knit to end.

After Right Strap shaping has been
completed, cont in st st and Pleat Pattern
until work meas 14 (14:15:15:17) cm from
cast-on edge (measured at bottom edge),
ending after a RS row.

SHAPE NECK

Cont in patt, cast off 28 sts at beg of next
(WS) row, 2 sts at beg of foll 13 (12:11:9:9) WS
rows, then 1 st at beg of foll 0 (2:4:8:10) WS
rows.

49 (49:52:52:54) sts before first mrk,
32 (35:35:42:40) sts after last mrk.
Work without neck shaping for 2 rows.

Neck dec row (RS): Patt to last 3 sts, K2tog,
K1. 1 st dec'd at neck edge.

Cont in patt, dec 1 st at neck as set every foll
RS row 7 (8:9:10:12) more times.

49 (49:52:52:54) sts before first mrk,
24 (26:25:31:27) sts after last mrk.



The design has a
strap on the right
shoulder and a cap
sleeve on the left

Size 1XL and 2XL only

Work even in patt until work measures
- (-: -: :56:60) cm from cast-on edge
(measured at bottom edge), ending after
a RS row.

Next row (RS): Knit to mrk, slm, *patt to
mrk, slm; rep from * 8 times more, join
second ball of yarn and patt to end. Work
has been split, with body and sleeve being
worked at the same time. Cont to work over
these pieces with separate balls of yarn.

All sizes

Cont in st st and Pleat Pattern as set until
work meas 44 (49:54:59:64) cm from
cast-on edge (measured at bottom edge),
ending after a RS row.

At the correct tension, there should be
270 (270:255:285:300) sts in Pleat Pattern,
with 18 (18:17:19:20) sts between each pair
of markers.

JOIN PLEATS

Next row (RS): Cast off 49 (49:52:52:54) sts
and slip last st on RH needle to LH needle.
Removing markers during cast-off, join
pleats as foll: ** (slip all sts to next mrk onto
DPN) twice, fold second DPN over first DPN
so that there are three needles 'stacked' on
top of one another: first DPN on bottom,
second DPN in middle, and LH needle on
top. *Knit together next st on LH needle
with first st on each DPN, pass first st on
RH needle over second st on RH needle. ▶

Pleater

Rep from * until no sts rem on either DPN.
Rep from ** twice more.

Size 1XL and 2XL only

Break first ball of yarn and cast off st on RH needle. Cont over rem sts with second ball of yarn only.

All sizes

Patt to end. 132 (134:127:145:147) sts:
108 (108:102:114:120) sts in Pleat Pattern;
24 (26:25:31:27) sts after last mrk.

Work even in st st and Pleat Pattern over rem sts, working increases as set in patt, until work measures 59 (65:71½:74½:80½) cm from cast-on edge (measured at bottom edge), ending after a WS row.
144 (150:132:144:150) sts in Pleat Pattern, with 24 (25:22:24:25) sts between each pair of markers.

Next row (RS): ** (Slip all sts to next mrk onto DPN) twice, fold second DPN over first DPN so that there are three needles 'stacked' on top of one another: first DPN on bottom, second DPN in middle, and LH needle on top. *Knit together next st on LH needle with first st on each DPN, pass first st on RH needle over second st on RH needle. Rep from * until no sts remain on either DPN. Rep from ** once more, cast off every st to end.

BACK

Using 3.5mm circular needles, cast on 80 (82:83:86:86) sts.

Next row (WS): Purl.

Next row (RS): K30 (32:30:33:31), pm, K1, pm, K49 (49:52:52:54).
These 2 rows set the work in st st.

SHAPE RIGHT STRAP

Note: Read ahead! Right Strap and Pleat Pattern are worked at the same time.

Cont in patt until work meas 5 (5:7:7:9) cm, ending after a WS row, then shape Right Strap as foll:

Cast on 1 st at beg of next RS row, 2 sts at beg of next RS row, 4 sts at beg of next RS row, and 49 (50:52:56:58) sts at beg of foll RS row.

AT THE SAME TIME, when work measures 7cm, begin working Back Pleat Pattern (see Pattern Notes) as foll:

BEGIN PLEAT PATTERN

Row 1 (RS): Knit to mrk, slm, work Back

Pleat Pattern to mrk, slm, knit to end.

After Right Strap shaping has been completed, cont in st st and Pleat Pattern until work meas 14 (14:15:15:17) cm from cast-on edge (measured at bottom edge), ending after a WS row.

SHAPE NECK

Cont in patt, cast off 28 sts at beg of next (RS) row, 2 sts at beg of foll 13 (12:11:9:9) RS rows, then 1 st at beg of foll 0 (2:4:8:10) RS rows.

32 (35:35:42:40) sts before first mrk,
49 (49:52:52:54) sts after last mrk.

Work without neck shaping for 2 rows.

Neck dec row (RS): K1, SSK, patt to end.

1 st dec'd at neck edge.

Cont in patt, dec 1 st at neck as set every foll RS row 7 (8:9:10:12) more times.

24 (26:25:31:27) sts before first mrk,
49 (49:52:52:54) sts after last mrk.

Size 1XL and 2XL only

Work even in patt until work measures - (-:-:56:60) cm from cast-on edge (measured at bottom edge), ending after a RS row.

Next row (RS): Knit to mrk, slm, *patt to mrk, slm; rep from * 5 times more, join second ball of yarn and patt to end. Work has been split, with body and sleeve being worked at the same time. Cont to work over these pieces with separate balls of yarn.

All sizes

Cont in st st and Pleat Pattern as set until work meas 44 (49:54:59:64) cm from cast-on edge (measured at bottom edge), ending after a RS row.

At the correct tension, there should be 270 (270:255:285:300) sts in Pleat Pattern, with 18 (18:17:19:20) sts between each pair of markers.

JOIN PLEATS

Next row (WS): Cast off 49 (49:52:52:54) sts and slip last st on RH needle to LH needle. Removing markers during cast-off, join pleats as foll: ** (slip all sts to next mrk onto DPN) twice, fold second DPN under first DPN so that there are three needles 'stacked' on top of one another: first DPN on top, second DPN in middle, and LH needle on bottom. *Purl together first st from all three needles, pass first st on RH needle over second st on RH needle. Rep from * until no sts rem on either DPN.

Rep from ** twice more.

Size 1XL and 2XL only

Break first ball of yarn and cast off st on RH needle. Cont over rem sts with second ball of yarn only.

All sizes

Purl to end. 132 (134:127:145:147) sts:
108 (108:102:114:120) sts in Pleat Pattern;
24 (26:25:31:27) sts before first mrk.

Work even in st st and Pleat Pattern over rem sts, working increases as set in patt, until work measures 59 (65:71½:74½:80½) cm from cast-on edge (measured at bottom edge), ending after a RS row.
144 (150:132:144:150) sts in Pleat Pattern, with 24 (25:22:24:25) sts between each pair of markers.

Next row (WS): ** (Slip all sts to next mrk onto DPN) twice, fold second DPN under first DPN so that there are three needles 'stacked' on top of one another: first DPN on top, second DPN in middle, and LH needle on bottom. *Purl together first st from all 3 needles, pass first st on RH needle over second st on RH needle. Rep from * until no sts rem on either DPN. Rep from ** once more, cast off every st to end.

MAKING UP

Sew side seams, top of right shoulder strap, and left shoulder seam/sleeve, sewing down pleats.

ARMHOLE EDGING

Starting at centre of underarm, pick up and knit 2 sts for every 3 rows evenly around right armhole. Join to work in the round.

Knit 1 round.

Cast off all sts.

NECK EDGING

Starting at left shoulder seam, pick up and knit 2 sts for every 3 rows along the vertical edge, 3 sts for every 4 rows along the diagonal edge and 1 st for every stitch along the horizontal edge. Repeat in reverse for the other side and join to work in the round.

Knit 1 round.

Cast off all sts.

Weave in ends and block gently to measurements, following any yarn care instructions on the ball band. ☺

Series of increases worked on the back and front form the pleated effect





Pat Menchini

Hutton

With its cables and striped details,
this tank top captures the style
of classic English cricket attire

“SLEEVELESS
CRICKET SWEATERS
HAVE BEEN
POPULAR WITH
BRITISH MEN FOR
GENERATIONS”





Pat Menchini
Hutton

THE CRICKET sweater is a quintessentially British design, and sleeveless versions have been popular with men for generations. Pat Menchini's tank top has a smart cabled pattern, and features red and blue stripes around the armholes, hems and round neckline. The garment is designed for a loose, easy fit. It has been knitted in a DK-weight pure merino yarn from King Cole, which is machine-washable at 40°C.

BACK

Using 3.25mm needles and yarn A, cast on 101 (113:125:137:149:161) sts.

RIB EDGING

Row 1 (RS): K2, *P1, K1; rep from * to last st, K1.

Row 2 (WS): P2, *K1, P1; rep from * to last st, P1.

Rows 3-8: Rep rows 1-2 three times.

Work stripes as follows:

Note: You can join in and break off colours as required. Alternatively you can carry colour/s not in use loosely up the side of the work, weaving them in neatly on the edge stitch at beginning of RS rows.

Row 9: With yarn B, knit.

Rows 10-12: With yarn B, beg with a WS row, work 3 rows in rib.

Row 13: With yarn A, knit.

Row 14: With yarn A, as Row 2.

Row 15: With yarn C, knit.

SIZE

	XS	S	M	L	XL	XXL	
TO FIT CHEST	81-86	91-97	102-107	112-117	122-127	132-137	cm
	32-34	36-38	40-42	44-46	48-50	52-54	in
ACTUAL CHEST	100	118	126	136	144	154	cm
	39½	46½	49¾	53½	56¾	60¾	in
ACTUAL LENGTH	65	66	67	69	70	71	cm
	25½	26	26½	27¼	27½	28	in

YARN

King Cole Luxury Merino DK (DK weight; 100% superwash merino wool; 140m/153yds per 50g ball)

	8	9	9	10	10	11	x50g BALLS
CREAM (2612)							
SLATE BLUE (2619)	1	1	1	1	1	1	x50g BALLS
LAVA (2622)	1	1	1	1	1	1	x50g BALLS

Rows 16-20: With yarn C and beg with row 2, work 5 rows in rib.

Row 21: With yarn A, knit.

Row 22: With yarn A, as Row 2.

Rows 23-26: As Rows 9-12.

Break yarns B and C.

Row 27-28: As Rows 13-14.

Row 29: As Row 1.

Next row (WS): P1 (7:11:2:10:5), *M1P, P3 (3:3:3:3:4), M1P, P2 (2:2:3:3:3); rep from * to last 0 (6:9:9:7:2) sts, P0 (6:9:9:7:2). 141 (153:167:179:193:205) sts.

Change to 4mm needles.

MAIN PATTERN

Sizes XS, M, and XL only

Row 1 (RS): K6, *P4, K4, P4, K1; rep from * to last 18 sts, P4, K4, P4, K6.

Row 2: P6, *K4, P4, K4, P1; rep from * to last 18 sts, K4, P4, K4, P6.

Rows 3-4: As Rows 1-2.

Row 5: K6, *P4, C4B, P4, K1; rep from * to last 18 sts, P4, C4B, P4, K6.

Row 6: As Row 2.

Rows 7-10: Rep rows 1-2 twice.

Row 11: K6, *P4, C4F, P4, K1; rep from * to last 18 sts, P4, C4F, P4, K6.

Row 12: As Row 2.

Sizes S, L, and XXL only

Row 1 (RS): K7, *P4, K1, P4, K4; rep from * to last 16 sts, P4, K1, P4, K7.

Row 2: P7, *K4, P1, K4, P4; rep from * to last 16 sts, K4, P1, K4, P7.

Rows 3-4: As Rows 1-2.

Row 5: K7, *P4, K1, P4, C4B; rep from * to last 16 sts, P4, K1, P4, K7.

Row 6: As Row 2.

Rows 7-10: Rep rows 1-2 twice.

Row 11: K7, *P4, K1, P4, C4F; rep from * to last 16 sts, P4, K1, P4, K7.

Row 12: As Row 2.

All sizes

Cont in Patt as set by last 12 rows until work measures 41cm from cast-on edge, ending after a WS row.

SHAPE ARMHOLES

Note: Over shaping, when the four cable stitches, or part of the four cable stitches, fall on the edge of work, work those few sts in stocking stitch, instead of cabling them. This will give a neat edge ready for when you pick up sts for the borders.

When working patt 2 tog over shaping section, work SSK or SSP over first dec in row and K2tog or P2tog over second dec in row, depending on whether you are working across two K or two P sts.

If you are decreasing across a K st followed by a P st, work SSK over first dec and P2tog over second dec.

If you are decreasing across a P st followed by a K st, work SSP over first dec and K2tog over second dec.

Cast off 11 (13:15:15:17:19) sts at beg of next 2 rows.

119 (127:137:149:159:167) sts.

NEEDLES & ACCESSORIES

1 pair 3.25mm (UK 10/US 3) knitting needles
1 pair 4mm (UK 8/US 6) knitting needles
Cable needle (cn)
2 stitch holders

TENSION

22 sts and 28 rows to 10cm over st st on 4mm needles.

29 sts and 32 rows to 10cm over cable pattern on 4mm needles, after light pressing.

YARN STOCKISTS

King Cole 01756 703670
www.kingcole.com

SPECIAL ABBREVIATIONS

M1P: Pick up and purl into back of horizontal strand lying before next stitch.

C4B: Slip next 3 sts to cn and hold at back, K1, K3 from cn.

C4F: Slip next st to cn and hold at front, K3, K1 from cn.

For general abbreviations, see p81

BLOCKING DIAGRAM



Columns of twisted stitches separate the smart cables

Next row (dec): Patt 1, patt 2 tog, patt to last 3 sts, patt 2 tog, patt 1. 2 sts dec'd.
Rep dec row 8 (8:8:10:12:12) more times.
101 (109:119:127:133:141) sts.

Work 1 row straight.
Rep dec row again. 2 sts dec'd.
Rep last 2 rows 2 (3:4:4:4:4) more times.
95 (101:109:117:123:131) sts.

Cont straight in patt until Back measures 65 (66:67:69:70:71) cm from cast-on edge, ending after a WS row.

SHAPE SHOULDERS

Cast off 5 (6:6:7:7:8) sts at beg of next 6 rows, then 6 (5:7:7:8:8) sts at beg of next 2 rows.
Slip rem 53 (55:59:61:65:67) sts on a stitch holder and leave.

FRONT

Work as Back until work measures 32 (34:36:36:38:40) rows less than Back to start of shoulder shaping, ending after a WS row.

SHAPE NECK

Next row: Patt 29 (31:33:36:37:40), turn and cont on these sts only for left side of neck.

Dec 1 st at neck edge on next 5 rows, then on the 3 foll alt rows.
21 (23:25:28:29:32) sts.
Work 20 (22:24:24:26:28) rows straight, thus ending at armhole edge.

SHAPE SHOULDER

Cast off 5 (6:6:7:7:8) sts at beg of next row and the 2 foll alt rows.
Work 1 row straight.
Cast off rem 6 (5:7:7:8:8) sts.

With RS facing slip next 37 (39:43:45:49:51) sts (centre sts) on a stitch holder, rejoin yarn A to rem 29 (31:33:36:37:40) sts and patt to end of row.
Complete as left half, but working 1 row more before shaping shoulder.

NECK BORDER

Join left shoulder.
Using 3.25mm needles and yarn A, with RS

facing, knit across 53 (55:59:61:65:67) sts of back neck dec 7 sts evenly, pick up and knit 30 (32:32:33:35:36) sts evenly down left side of neck, knit across 37 (39:43:45:49:51) sts from front stitch holder dec 5 sts evenly, finally pick up and knit 31 (33:33:34:36:37) sts evenly up right side of neck.
139 (147:155:161:173:179) sts.

Rows 1-3: Beg with Row 2, work 3 rows in rib as on Back.

Row 4: With yarn B, knit.

Row 5: With yarn B, rib 1 row.

Rows 6-7: With yarn A, as Rows 4-5.

Rows 8-9: With yarn C, as Rows 4-5.

Rows 10-11: With yarn C, rib 2 more rows.

Rows 12-13: With yarn A, as Rows 4-5.
Cast off evenly in rib in yarn A, working firmly round shaped sections of front neck.

ARMHOLE BORDERS

Join right shoulder and edges of neckband, using mattress stitch for neckband.

Using 3.25mm needles and yarn A, with RS facing, pick up and knit 135 (145:155:161:171:181) sts evenly round armhole.
Work as neck border.

MAKING UP

Gently block to measurements, following any yarn care instructions on the ball band, and avoiding pressing or overstretching the cable fabric.
Join side seams and armhole borders using mattress stitch. Press seams gently. ☺



SWATCHES
SHOWN
ACTUAL
SIZE

Yarn choice

Create cool and draping summer knits in sophisticated and serene colours with our pick of the best seasonal yarns



SIRDAR Summer Linen

Shade pictured **Buttermilk (203)**
Ball weight/length **50g/98m**
Needle size **4mm (UK 8/US 6)**
Tension **22 sts and 28 rows to 10cm**
Fibre content **90% lyocell, 10% linen**
Care **Machine wash** RRP **£3.62**
Contact **01924 371 501**
www.sirdar.co.uk

This new summer yarn from Sirdar is a silky-soft DK that glides through the fingers as you knit. The fibre blend means that knits are cool, light and full of drape - it's just right for a summer evening cardigan or a swiny tank top. The palette of eight shades is a mix of rich brights and quiet neutrals. Sirdar offers a varied range of designs for women in this yarn.



SOLID AND MARL Halo

Shade pictured **Pale Green**
Skein weight/length **50g/208m**
Needle size **3.75mm (UK 9/US 5)**
Tension **23 sts and 28 rows to 10cm**
Fibre content **100% lambswool**
Care **Hand wash** RRP **£9.50**
Contact www.solidandmarl.com

With lovely softness and handle, Halo is absolute heaven to knit with. It's quite delicately spun, keeping the lightness and spring that comes from lambswool, and creating an ethereally haloed and lightweight fabric that will be ideal for draping cardigans and sublime shawls. There's an impressive choice of 14 neutral and bright colours, and gentle, sophisticated pastels.



WOOL AND THE GANG Tina Tape

Shade pictured **Eucalyptus Green**
 Ball weight/length **100g/150m**
 Needle size **8mm (UK 0/US 11)**
 Tension **18 sts and 24 rows to 10cm**
 Fibre content **100% lyocell**
 Care **Hand wash** RRP **£10.00**
 Contact **020 7241 6420**
www.woolandthegang.com

Perfect for cool and swiny summer knits, Tina Tape is a fine woven ribbon yarn that knits up quickly and easily on 8mm needles. The fabric is open and textural, with an excellent amount of elasticity. There are 13 shades available, mostly serene pastels, alongside some bolder colours. Wool and the Gang offers lovely garment knitting kits for Tina Tape.



OPAL Rainforest 14

Shade pictured **9620**
 Ball weight/length **100g/425m**
 Needle size **2.5mm (UK 13-12/US 1-2)**
 Tension **30 sts and 42 rows to 10cm**
 Fibre content **75% wool, 25% polyamide**
 Care **Machine wash 40°C** RRP **£8.50**
 Contact **0117 300 5244**
www.viridianyarn.com

Are you ready to knit and wear colourful, cheerful socks and help the rainforest at the same time? Every year for the past 14 years, Opal has created a collection of yarn shades to benefit its Rainforest Rescue fund. These eight striped and variegated colourways are based on the creatures of the rainforest, all in the comfortable, durable fibre blend Opal is known for.



ROWAN Summerlite 4ply

Shade pictured **Coral Blush (442)**
 Ball weight/length **50g/175m**
 Needle size **3mm (UK 11/US 2-3)**
 Tension **28 sts and 36 rows to 10cm**
 Fibre content **100% cotton**
 Care **Machine wash 40°C** RRP **£3.95**
 Contact **01484 950630**
www.knitrowan.com

Rowan's popular summer yarn has just got even better with the addition of 10 glorious new shades. Summerlite 4ply is a matt cotton that knits up into a wonderfully soft, smooth fabric that will show off textured stitches well. The new shades are a great selection of tranquil pastels and saturated jewelled tones, perfectly complementing the original 14 shades.



ARNALL-CULLIFORD KNITWEAR Something to Knit With 4ply

Shade pictured **Sea**
 Skein weight/length **50g/187m**
 Needle size **2.75-3.25mm (UK 12-10/US 2-3)**
 Tension **28-30 sts and 35-38 rows to 10cm**
 Fibre content **70% wool, 30% superfine alpaca**
 Care **Hand wash** RRP **£8.00**
 Contact **07403001293**
www.shop.acknitwear.co.uk

This is a gorgeous first yarn from the Arnall-Culliford Knitwear design team. It's soft and full of spring as you knit, and dyed in a glorious array of exuberant shades. The smooth yarn is worsted-spun, giving fantastic stitch definition; it blooms beautifully with washing. The shades range from confectionery brights to creamy pastels. A real treat!

Great reads

Discover vibrant, playful patterns inspired by Nordic traditions in this 'best of' collection from a much-loved design team

ARNE & CARLOS GREATEST KNITS

by Arne & Carlos (£19.99)

THE SCANDINAVIAN duo Arne and Carlos are celebrating 15 years as a design team. Their work has included the publication of ten books in 16 languages, as well as collaborations with yarn companies including Regia and Rowan, and with the fashion house Comme des Garçon. To mark the anniversary, Arne and Carlos have released a book containing 70 of their favourite patterns, along with 15 brand-new knitting designs. The book perfectly captures their whimsical style, and the inspiration they draw from traditional Nordic knitting and textiles.

Arne and Carlos are perhaps best known for their dolls, toys and home decorations, and many of their playful creations can be found in the book. Instructions for their much-loved and characterful dolls are here, along with a wide selection of clothing to dress the dolls in. Other charming toy patterns include an Easter rabbit, a teddy designed to show off self-stripping sock yarn, and a mouse complete with its own outfits.

There is a choice of bright, vibrant clothing, too, such as a round-necked cardigan for women with a modern

colourwork fabric derived from old Setesdal knitting motifs, sized to fit busts of 36in–46in. Likewise, their sweater for men features strong colour contrasts and traditional patterns, deconstructed for a patchwork-like effect, in sizes 40in–54in.

Colourwork accessories include wrist warmers, mittens with motifs inspired by Åkle tapestry, a Setesdal-style stocking cap, and a stranded colourwork scarf. There's even a Fair Isle sweater for dogs!

For your feet, Arne and Carlos have included a range of sock patterns and many of their beautiful slipper designs. There are projects to suit all tastes, from handsome colourwork styles to pretty embroidered designs – we love the felted clogs, and the tulip slippers.

The book is illustrated with photographs of Arne and Carlos's Norwegian home, which is filled with beautiful textiles and treasures. Decorative projects for your own home include their famous colourwork baubles for Christmas and Easter, a range of Fair Isle pillows, and clever seat cushions constructed from a series of rolled garter stitch bands that look like flowers. There are also elaborate crochet throws using primrose and butterfly motifs.

It's an eclectic mix of patterns, but will appeal to knitters who love to play with colour and enjoy Scandinavian style. ☺



Arne & Carlos Greatest Knits is published by Search Press, priced £19.99. To order a copy, visit www.searchpress.com or call 01892 510 850

PHOTOGRAPHY BY RAGNAR HARTVIG



Louise Crowther
Penny

This adorable doll is full of character, and children will love to dress her up!





Louise Crowther
Penny

THIS SWEET little doll has been designed by Louise Crowther. Children will love dressing Penny in her little tunic and hat, and will admire her cool sneakers and jeans! The original pattern calls for 4ply-weight 100% cotton, and we have suggested Scheepjes Catona because it comes in a huge range of colours and convenient 25g balls.

PATTERN NOTES

Cast on using the long-tail method unless otherwise indicated. Where possible, leave long yarn tails when you cast on and cast off, and use these for the sewing up.

KNIT CAST-ON

- 1 Insert the right needle into the next stitch and knit, but do not take the left-hand stitch off the needle.
- 2 Transfer the loop on the right needle to the left needle.
- 3 Repeat steps 1 and 2.

PURL CAST-ON

- 1 Insert the right needle into the next stitch and purl, but do not take the left-hand stitch off the needle.
- 2 Transfer the loop on the right needle to the left needle.
- 3 Repeat steps 1 and 2.

HEAD

Using 2.5mm needles and yarn A, cast on 13 sts.

Starting at the neck:

- Row 1 (WS):** Purl.
Row 2: (K1, M1) 12 times, K1. 25 sts.
Row 3: Purl.

SIZE 28cm (11in) tall

YARN

Scheepjes Catona (4ply weight; 100% cotton; 62m/68yds per 25g ball)

1 x 25g ball of each:

- A** Caramel (506); **B** Root Beer (157);
C Old Lace (130); **D** Light Silver (172)
E Snow White (106); **F** Watermelon (252)
G Capri Blue (261)

Scraps of black and red 4ply yarn for eyes and mouth

NOTE: to reproduce the denim effect used in the sample, you could use the following yarn:

- Regia** 4 Ply Color (4ply weight; 75% wool, 25% polyamide; 420m/459yds per 100g ball)
G Denim (1932); 1 x 100g ball

Row 4: K3, (K1, M1) 7 times, K4, (K1, M1) 7 times, K4. 39 sts.

Rows 5–7: Work in st st for 3 rows.

Row 8: K3, (K3, M1) 4 times, K6, (K3, M1) 4 times, K6. 47 sts.

Cut yarn.

Rows 9–31: Using the intarsia technique, twisting yarns together at the back of the work when changing colour, and working in st st, work Hair Chart.

Start with a purl row (WS) at the bottom left-hand corner of chart, read purl rows (WS) from left to right and knit rows (RS) from right to left.

For the top of head continue in yarn B:

Row 32: K8, K2tog, K4, SSK, K15, K2tog, K4, SSK, K8. 43 sts.

Row 33: Purl.

Row 34: K8, K2tog, K2, SSK, K15, K2tog, K2, SSK, K8. 39 sts.

Row 35: Purl.

Row 36: K8, K2tog, SSK, K15, K2tog, SSK, K8. 35 sts.

Cut yarn, transfer sts onto a stitch holder.

BODY

Using 2.5mm needles and yarn A, cast on 9 sts.

Starting at the neck:

- Row 1 (WS):** Purl.
Row 2: K1, (K1, M1) 6 times, K2. 15 sts.
Row 3: Purl.
Row 4: K2, (K1, M1) 3 times, K4, (K1, M1) 3 times, K3. 21 sts.
Row 5: Purl.
Row 6: K3, (K1, M1) 4 times, K6, (K1, M1) 4 times, K4. 29 sts.
Rows 7–9: Work in st st for 3 rows.

NEEDLES & ACCESSORIES

1 pair 3mm (UK 11/US 2-3) knitting needles
 1 pair 2.5mm (UK 13-12/US 1-2) knitting needles

Set of 2.5mm (UK 13-12/US 1-2) double-pointed needles (DPNs)

Stitch holder

Tapestry needle

3 x 15mm circles of white felt

Polyester toy stuffing

5 x 6mm buttons

Small piece of ribbon

TENSION

35 sts and 48 rows to 10cm over st st on 2.5mm needles

Row 10: K4, (K1, M1) 6 times, K8, (K1, M1) 6 times, K5. 41 sts.

Rows 11–15: Work in st st for 5 rows.

Row 16: K3, (K3, M1) 4 times, K8, (K3, M1) 4 times, K6. 49 sts.

Rows 17–27: Work in st st for 11 rows.

TOP OF JEGGINGS

Change to yarn G.

Rows 28–29: Knit 2 rows.

Rows 30–43: Starting with a K row, work 14 rows in st st.

Cast off.

ARMS

(make 2)

Using 2.5mm needles and yarn A, cast on 12 sts.

Rows 1–3: Starting with a P row (WS), work 3 rows in st st.

Row 4: Cast on 3 sts using the knit cast-on method (see Pattern Notes), K to end. 15 sts.

Row 5: Cast on 3 sts using the purl cast-on method (see Pattern Notes), P to end. 18 sts.

Rows 6–7: Work in st st for 2 rows.

Row 8: SSK, K14, K2tog. 16 sts.

Row 9: Purl.

Row 10: SSK, K12, K2tog. 14 sts.

Row 11: Purl.

Row 12: SSK, K10, K2tog. 12 sts.

Rows 13–47: Work in st st for 35 rows.

Row 48: SSK, K8, K2tog. 10 sts.

Row 49: Purl.

Row 50: SSK, K6, K2tog. 8 sts.

Row 51: Purl.

Row 52: SSK, K4, K2tog. 6 sts.

Row 53: Purl.

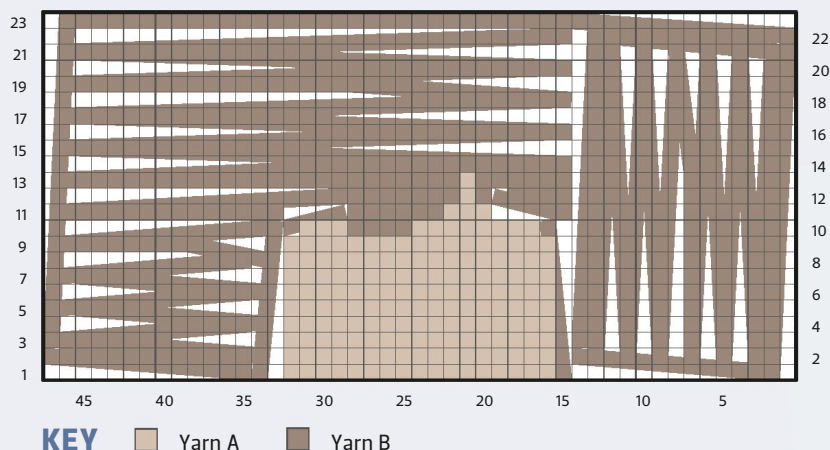
Row 54: SSK, K2, K2tog. 4 sts.

Row 55: Purl.

Cast off.

CHART

Hair Chart



LEGS AND SNEAKERS

(make 2)

Using 2.5mm needles and yarn D, cast on 12 sts.

Starting at base of sneaker:

Row 1 (WS): Purl.

Row 2: K1, M1, K3, (K1, M1) 3 times, K4, M1, K1. 17 sts.

Row 3: Purl.

Row 4: (K1, M1) 2 times, K3, (K1, M1) 2 times, K2, (K1, M1) 2 times, K3, (K1, M1) 2 times, K1. 25 sts.

Row 5: Purl.

Row 6: (K2, M1) 2 times, K2, (K2, M1) 2 times, K3, (K2, M1) 2 times, K2, (K2, M1) 2 times, K2. 33 sts.

Row 7: Purl.

Change to yarn E.

Row 8: (K3, M1) 2 times, K1, (K3, M1) 2 times, K4, (K3, M1) 2 times, K1, (K3, M1) 2 times, K3. 41 sts.

Row 9: Knit.

Row 10: Purl.

The next 8 rows use the intarsia technique for changing yarns.

Row 11: P14 in yarn F, P13 in yarn E, P14 in F.

Row 12: K14 in F, K13 in E, K14 in F.

Row 13: P14 in F, P13 in E, P14 in F.

Row 14: K14 in F, In yarn E: K1, SSK, K7, K2tog, K1, K14 in F. 39 sts.

Row 15: P14 in F, P11 in E, P14 in F.

Row 16: K14 in F, In yarn E: K1, SSK, K5, K2tog, K1, K14 in F. 37 sts.

Row 17: P14 in F, P9 in E, P14 in F.

Row 18: K7 in F, in yarn E: K8, SSK, K3, K2tog, K8, K7 in F. 35 sts.

Change to yarn E.

Row 19: Purl.

Row 20: P8, (K7, SSK, K1, K2tog, K7) cast off these middle 17 sts as you work them, P to end. 16 sts.

Row 21: K7, P2tog, K7. 15 sts.

LEGS AND JEGGINGS

Change to yarn A.

Row 22–27: Work 6 rows in st st.

Change to yarn G.

Rows 28–29: Knit 2 rows.

Row 30–77: Starting with a K row, work 48 rows in st st.

Cast off.

DRESS

FRONT

Using 3mm needles and yarn E, cast on 55 sts.

Starting at the hem:

Row 1 (WS): Purl.

Row 2: K1, (yo, SSK, K1, K2tog, yo, K1) to end.

Row 3: Purl.

Row 4: K2, (yo, sk2po, yo, K3) to last 5 sts, yo, sk2po, yo, K2.

Rows 5–7: Work 3 rows in st st.

Row 8: (K1, K2tog) to last st, K1. 37 sts.

Change to yarn C.

Rows 9–10: Purl 2 rows.

Starting with yarn D, the dress is now worked in a stripe pattern of 2 rows in yarn D and 4 rows in yarn C, throughout.

Rows 11–39: Starting with a purl row, work 29 rows in st st.

Row 40: (K1, K2tog) to last st, K1. 25 sts.

Row 41: Purl.

Row 42: K1, SSK, K19, K2tog, K1. 23 sts.

Row 43: Purl.

Row 44: K1, SSK, K17, K2tog, K1. 21 sts.

Row 45: Purl.

YARN STOCKISTS

Scheepjes c/o Wool Warehouse
01926 882 818

www.woolwarehouse.co.uk

Regia c/o LoveKnitting
www.loveknitting.com

For general abbreviations, see p81



Shoelaces are embroidered on to the knitted sneakers

Row 46: K1, SSK, K15, K2tog, K1. 19 sts.

Rows 47–57: Work 11 rows in st st. Cast off.

BACK

Using 3mm needles and yarn E, cast on 55 sts.

Starting at the hem:

Row 1 (WS): Purl.

Row 2: K1, (yo, SSK, K1, K2tog, yo, K1) to end.

Row 3: Purl.

Row 4: K2, (yo, sk2po, yo, K3) to last 5 sts, yo, sk2po, yo, K2.

Rows 5–7: Work 3 rows in st st.

Row 8: (K1, K2tog) to last st, K1. 37 sts. Change to yarn C.

Rows 9–10: Purl 2 rows.

Starting with yarn D, the dress is now worked in a stripe pattern of 2 rows in yarn D and 4 rows in yarn C, throughout.

Rows 11–39: Work 29 rows in st st.

Row 40: (K1, K2tog) to last st, K1. 25 sts.

Row 41: Purl.

Row 42: K1, SSK, K19, K2tog, K1. 23 sts.

Row 43: Purl.

RIGHT BUTTON PLACKET

Continue in yarn C.

Row 44: K1, SSK, K10, turn. 12 sts.

Row 45: K3, P9.

Row 46: K1, SSK, K9, turn. 11 sts.

Row 47: K3, P8.

Row 48: K9, yo, K2tog, turn.

Row 49: K1, K1tbl, K1, P8.

Penny

Row 50: K11, turn.

Row 51: K3, P8.

Rows 52–55: Rep last 2 rows, 2 more times.

Row 56: K9, yo, K2tog, turn.

Row 57: K1, K1tbl, K1, P8.

Cast off 11 sts. Cut yarn.

LEFT BUTTON PLACKET

Row 1: Returning to sts still on needle, rejoin yarn C. Pick up and knit 3 sts from BEHIND the first row of Right Button Placket, knit across stitches on left needle to last 3 sts, K2tog, K1. 12 sts.

Row 2: P9, K3.

Row 3: K9, K2tog, K1. 11 sts.

Row 4: P8, K3.

Row 5: Knit.

Rows 6–13: Rep last 2 rows, 4 more times.

Row 14: P8, K3.

Cast off.

SLEEVES (make 2)

Using 3mm needles and yarn F, cast on 20 sts.

Row 1 (WS): Knit.

Starting with yarn C, the sleeves are now worked in a stripe pattern of 4 rows in yarn C and 2 rows in yarn D, throughout.

Rows 2–15: Starting with a knit row, work 14 rows in st st.

Cast off.

POCKET

Using 3mm needles and yarn F, cast on 7 sts.

Row 1 (WS): Purl.

Rows 2–6: Work 5 rows in st st.

Row 7: Knit.

Cast off.

HAT

Using 3mm needles and yarn D, cast on 75 sts.

Row 1 (WS): Knit.

Rows 2–7: Starting with a knit row, work 6 rows in st st.

Row 8: (K1, K2tog) to end. 50 sts.

Row 9: Knit.

Rows 10–21: Work 12 rows in st st.

Row 22: (K3, K2tog) to end. 40 sts.

Row 23: Purl.

Row 24: (K2, K2tog) to end. 30 sts.

Row 25: Purl.

Row 26: (K1, K2tog) to end. 20 sts.

Row 27: Purl.

Row 28: (K2tog) to end. 10 sts.

Cut yarn leaving a long tail. Using a tapestry needle, thread tail through the sts left on needle and draw up.

TO MAKE UP

BODY

Starting at the bottom, sew up the back edges of the body, making sure to match up any colour changes.

Leave an opening at the neck big enough to push stuffing through, of approx. 2½cm.

With the back seam central to the doll's back, sew together the bottom edges of the body, stitching through the outside loops of the cast-off stitches.

Stuff firmly and close up the neck seam, bury loose ends inside the body.

LEGS

Using whip stitch, sew together the cast-off edges along the top centre of the shoe. Embroider the shoe laces on top of each shoe.

Matching up the colours, sew the bottom edges of the shoe together, starting at the toe working through to the ankle. Then stuff the foot firmly.

Sew the leg edges together, matching up colours and stuff as you go. Only lightly stuff the very top part of the legs to enable them to move into a sitting position.

Sew the legs to the bottom of the body as follows: Insert the tapestry needle through the back of the 'V' stitch on the first row of the body, then down through the cast-on stitch of the leg and back up through the next cast-on stitch. Cont in this manner all the way around the leg, but go through the back of two 'V' stitches together at the outer corner of the body seam.



The dress has a lacy frill, button placket and a patch pocket



“ CHILDREN WILL LOVE DRESSING PENNY IN HER LITTLE TUNIC AND HAT ”

ARMS

Using a tapestry needle, thread the yarn through the cast-on stitches at the start of the hand and draw up. Sew the side edges together, stuffing the hand and arm firmly as you go, leaving the tapered top of the arm open.

Sew the tapered edges of the arm to the top of the body, stuffing lightly as you go.

FACE

Take a small circle of white felt and place it at the back of the work behind where you plan to embroider the first eye.

Using black yarn, place a couple of small stitches to form the eye and knot the black thread securely at the back of the work, trim off the excess. Repeat for second eye. Embroider the mouth in same way as the eyes, placing a circle of felt at the back of the work first.

HEAD

The top edges of the head are joined using Kitchener stitch.

Transfer the first 9 stitches onto a DPN, the middle 17 stitches onto second DPN and last 9 stitches onto opposite end of the first DPN.

Using yarn B, graft the head stitches, working the middle 2 stitches at the back of the head together as one.

Starting at the top, join the back edges of the head together, leaving a big enough gap at the neck to push stuffing through.

Stuff and close the gap, drawing up the ends before sewing to the top of the body.

PLAITS (make 2)

Using yarn B, wrap yarn around a small piece of card (roughly 9cm wide) 12 times. Thread a short length of yarn through the top of the loops and secure tightly. Cut yarn through the bottom of the loops. Divide into three equal sets of strands. Plait the strands together.

Wrap a short length of yarn around the bottom of the plait and secure tightly.

Using a tapestry needle, thread the two loose ends back through the middle of the plait.

Trim uneven ends to neaten up. Sew plaits to each side of the head and finish off with a small piece of ribbon.

DRESS

Block all the pieces of the dress before making up, following any yarn care instructions on the ball band.

Start by sewing the buttons into place on

Plaits are sewn on to Penny's head; the rest of her hair is worked in intarsia



the back of the dress, matching them up with the buttonholes. Sew the pocket onto the front of the dress. Sew up the shoulder seams, making sure you leave a big enough gap to fit around Penny's neck. Sew sleeves to front and back pieces lining up centre of sleeves to shoulder seams. Matching up the stripes sew up the sleeve and dress edge seams.

HAT

Sew the edges of the hat together, then sew three tiny buttons to the front to finish. ☺





This pattern is taken from *My Knitted Doll*, a book of 12 dolls and more than 50 garments and accessories by Louise Crowther (Interweave Press, £15.99). Readers can **save £5** on this book! To buy a copy for just £10.99 inc. free UK p&p, call **01206 255777** and quote ref. TK0718. Offer ends 22 August 2018.

Yarn industry



1 Truly Hooked is a colourful presence at yarn shows 2 The brand's glorious hand-dyed colourways are popular with knitters 3+4 Verity loves to knit and design socks; these are 'Suvena' from her 2016 book *The Sock Drawer* 5 Yarn bases include merino, silk and yak blends 6 'Josephine' is a pretty sock design



Verity uses a range of dyeing techniques to create her colourways



Focus on...

TRULY HOOKED

Truly Hooked's hand-dyed yarns are born from a love of yarn and colour. Founder Verity Castledine tells Penny Batchelor about the inspiration behind her business



IF YOU'VE visited a British yarn show recently, the chances are you'll have spotted the colourful yarns on display from Nottingham-based company Truly Hooked.

Its beautiful, vibrant hand-dyed offerings are always in demand from festival-goers, and its online store is filled with even more gorgeous delights.

The woman behind the Truly Hooked brand is Verity Castledine, who enjoys designing knitting and crochet patterns as well as hand-dyeing, and released her first book, *The Sock Drawer*, in 2016. We chatted with Verity about how she established her business.

How did you come to choose yarn dyeing as a career?

"I had my first baby in 2011, and began crocheting things for friends. Within a few months I had accidentally begun a small business. As the business grew, customers began asking for more bespoke colours for their crochet items. I moved into yarn dyeing exclusively after the birth of our second child in late 2013."

What attracted you to yarn dyeing?

"I love the freedom of yarn dyeing, and how different it is from the constraints of my former life in academia. It's such a world away from where I thought my life would be right now, but I love it and couldn't imagine doing anything else!"

What do you think sets Truly Hooked apart from other hand-dyed brands?

"I think a lot of my customers appreciate seeing the real person and the life behind the brand. I take time to help customers with their projects so they get a great bit of human interaction when they buy from us online as well as at shows. The internet is a wonderful tool for small businesses, but

I think it's so easy to get lost behind a screen. Keeping the human element there is important. My husband looks after our advertising in magazines, does the photography and layout for our books, and is by my side at the shows. The children help pack parcels, put yarn away on the shelves and fill up water tubs for dyeing."

What inspires your colour choices when you are dyeing yarn?

"Anything and everything! I'm inspired by the world around me. Sometimes colourways come to me in my dreams and I see them so vividly! I'm inspired by film and culture, food, and my children and the things they enjoy. It's impossible not to be inspired when the world is so full of colour."

How do you source the yarns you use for hand dyeing?

"All the yarn I dye comes from one supplier who has years and years of experience in sourcing the best yarns and spinning them to a very high quality. I use mulesing-free merino blends."

What's your dyeing process?

"The dye day begins the night before, when I bundle up skeins and pop them into big tubs of water and citric acid to soak. These tubs are outside, so often by morning the water is really cold, especially during the winter months. On dyeing day I do a mix of dunking skeins into dye baths, speckling dry powders over skeins, or applying dye with squirt bottles to control the colour a bit more.

"Skeins are wrapped in clingfilm and cooked in the microwave to set the colour. They're then cooled, rinsed in the kitchen sink, and spun in the washing machine to remove excess water. I hang them out to dry on heated airers for around 24 hours, or outside on the washing line for two hours in the summer. I then twist up every

skein, pile and label them, before they are photographed for the website or packed into yarn club boxes."

How often do you release new products?

"Constantly! I dye new colourways pretty much every week, and I take new stock to every yarn show so there's always something different available. I'm often working on new patterns, too, and will release those when I can. At the moment I'm working on the follow-up to our award-winning book *The Sock Drawer*, called *The Second Drawer Down*, and after that I am planning to produce another pattern book."

How did *The Sock Drawer* come about?

"In 2015, I became obsessed with socks, and knitted 56 pairs that year! I felt inspired to design my own, and quite quickly had enough patterns to put together into a collection.

"My husband suggested we self-publish a physical book. He has a background in photography and graphic design, so we were able to keep everything in-house, retain creative control, and keep the book publishing side of things as personal to us as possible."

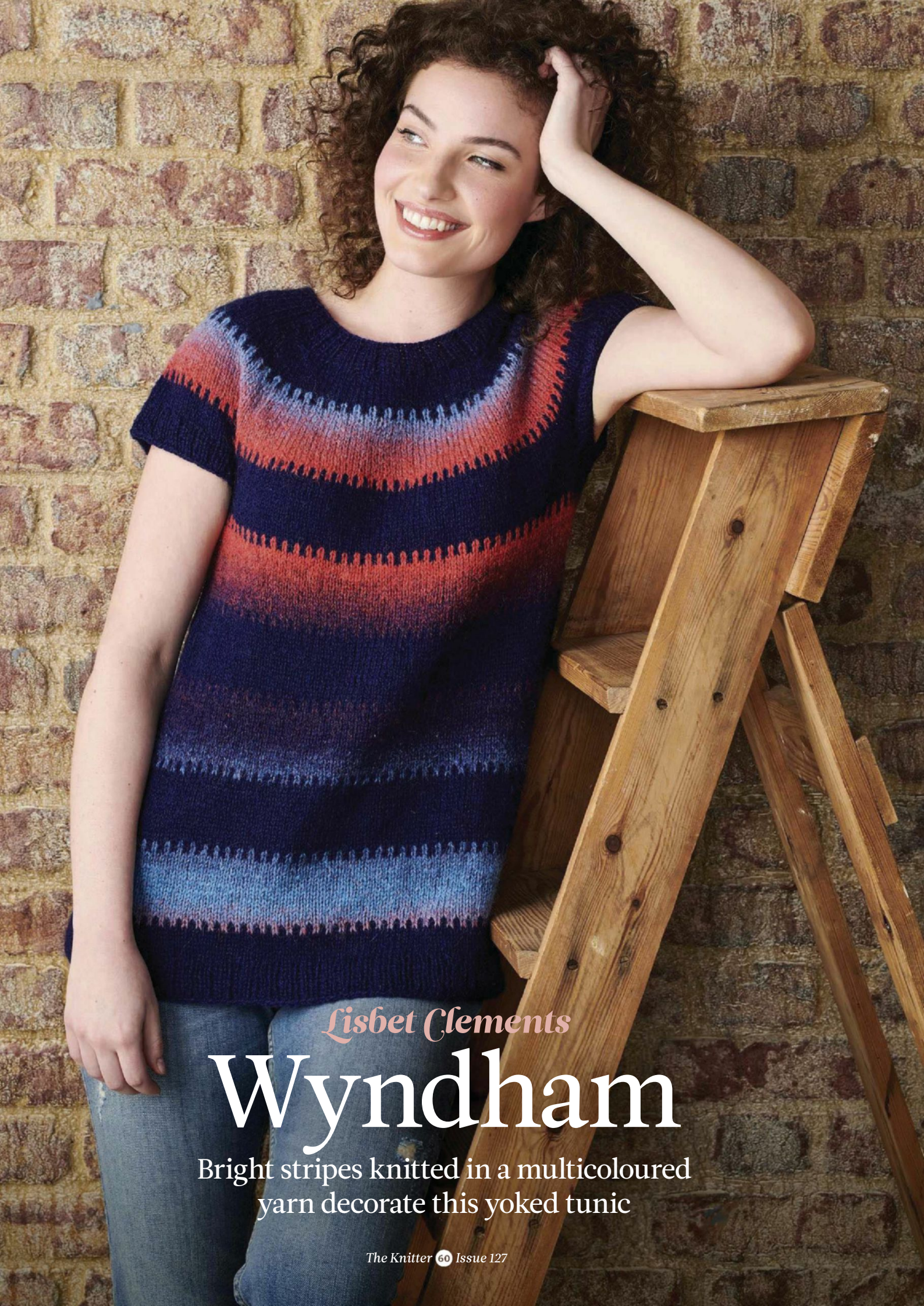
Which colours are most popular with your customers?

"Popular colourways recently include Champagne Supernova (gold-based with speckles), Pickled Cabbage (deep purple and raspberry tones), Kraken (greens) and Unicorn (soft purple with bright speckles)."

What are your plans for the future?

"I hope that the business continues to grow and reach more new customers. We plan on visiting more shows - I'd love to begin wholesaling our yarns outside of the UK, too." ☺

www.trulyhooked.com



Lisbet Clements

Wyndham

Bright stripes knitted in a multicoloured yarn decorate this yoked tunic

Wyndham

Knitted from the top down, the tunic has an A-line shape





Lisbet Clements
Wyndham

THIS TUNIC design by Lisbet Clements is worked in the round from the top down. It has a gentle flare over the hips, while the back neck is raised before working the ribbed neck edging. It features a simple stripe pattern, which is worked in a solid navy colour for the background and a self-stripping variant for the stripes. Lisbet has knitted her tunic in Sirri 2-ply, a pure organic wool with a traditional feel which is produced on the Faroe Islands.

NECK

Using a provisional cast-on method, with waste yarn and 5mm circular needles, 40cm long, cast on 92 (104:112:112:116) sts. Pm and join to work in the round, taking care not to twist sts.

Change to yarn A.

Work 2 rounds in st st (knit every round).

Next rnd (inc): *K2, M1; rep from * to end.

138 (156:168:168:174) sts.

Cont in st st and pattern from Chart, AT THE SAME TIME when work meas

4½ (4½:4½:4:4:4) cm from first rnd after provisional cast-on, inc as folls:

Next rnd (inc): *K3, M1; rep from * to end.

184 (208:224:224:232) sts.

Change to 100cm circular needles when necessary.

Size XS only

Cont in st st and pattern from Chart, AT THE SAME TIME when work meas 8cm

SIZE

	XS	S	M	L	1XL	2XL	
TO FIT BUST	71-76	81-86	91-97	101-107	112-112	122-127	cm
	28-30	32-34	36-38	40-42	44-46	48-50	in
ACTUAL BUST	80	89½	101	109½	120	134	cm
	31½	35¼	39¾	43	47¼	52½	in
ACTUAL LENGTH	59	59	63	63	67	67	cm
	23¼	23¼	24¾	24¾	26¼	26¼	in
SLEEVE SEAM	2½	2½	3	3	3	3	cm
	1	1	1	1	1	1	in

YARN

Sirri 2-ply (DK weight; 100% wool; 250m/273yds per 100g skein)

A NAVY BLUE	2	2	2	2	3	3	x100g SKEINS
-------------	---	---	---	---	---	---	--------------

Sirri 2-ply Art (DK weight; 100% wool; 500m/547yds per 200g skein)

B NAVY/SKY/CORAL	1	1	1	1	1	1	x200g SKEINS
------------------	---	---	---	---	---	---	--------------

from first rnd after cast-on, inc as foll:

Next rnd (inc): *(K3, M1) 6 times, (K4, M1) 7 times; rep from * to end. 236 (-:-:-:-) sts.

Size S only

Cont in st st and pattern from Chart, AT THE SAME TIME when work meas 8cm from first rnd after cast-on, inc as foll:

Next rnd (inc): K5, M1, *(K4, M1) 6 times, K5, M1; rep from * to end. - (258:-:-:-) sts.

Size M only

Cont in st st and pattern from Chart, AT THE SAME TIME when work meas 8cm from first rnd after cast-on, inc as foll:

Next rnd (inc): *K3, M1, K4, M1; rep from * to end. - (-:288:-:-) sts.

Sizes L, 1XL and 2XL only

Cont in st st and patt from Chart, AT THE SAME TIME when work meas - (-:-:6:6:7) cm from first rnd after cast-on, inc as foll:

Next rnd (inc): *K4, M1; rep from * to end. - (-:-:280:280:290) sts.

Size L only

Cont in st st and pattern from Chart, AT THE SAME TIME when work meas 9cm from first rnd after cast-on, inc as folls:

Next rnd (inc): *K7, M1; rep from * to end. - (-:-:320:-:-) sts.

Size 1XL only

Cont in st st and pattern from Chart, AT THE SAME TIME when work meas 9cm from first rnd after cast-on, inc as folls:

Next rnd (inc): *K5, M1; rep from * to end. - (-:-:-:336:-) sts.

Size 2XL only

Cont in st st and pattern from chart, AT THE SAME TIME when work meas 9cm from first rnd after cast-on, inc as foll:

Next rnd (inc): *K2, M1, K5, M1, K3, M1; rep from * to end. - (-:-:-:377) sts.

Work 1 rnd, inc 1 st at beg of rnd.

- (-:-:-:378) sts.

All sizes

SEPARATE BODY FROM SLEEVES

Cont in pattern from Chart until work meas 12½ (13:14:15:16:17) cm from first rnd after provisional cast-on, then separate body from sleeves as folls:

Next round (split): Keeping pattern correct, *K70 (77:88:96:102:115) sts for Back, place next 48 (52:56:64:66:74) sts on a piece of waste yarn for Right Sleeve, cast on 3 (4:4:4:6:6) sts for armhole, pm, cast on 3 (4:4:4:6:6) more sts for armhole; rep from * once more for Front and Left Sleeve. 152 (170:192:208:228:254) sts for Body.

BODY

Beg of rnd mrk is now in centre of underarm for Left Sleeve. You will have already worked the first 3 (4:4:4:6:6) sts of the first body round.

Cont in st st and pattern from Chart until you have worked four complete stripes.

Work 6 (6:4:4:4:4) more rounds straight in st st and pattern from Chart as set.

NEEDLES & ACCESSORIES

5mm (UK 6/US 8) circular needles,
40cm and 100cm long
1 set 5mm (UK 6/US 8) double-pointed
needles (DPNs)
Waste yarn and crochet hook for
provisional cast-on
Stitch holder
Stitch markers

TENSION

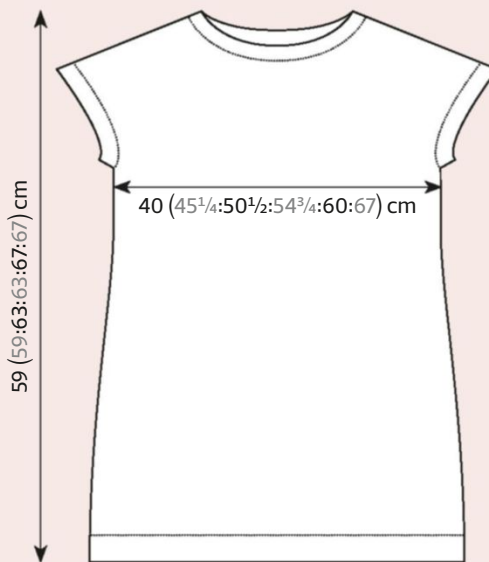
19 sts and 25 rounds to 10cm over st st
on 5mm needles

YARN STOCKISTS

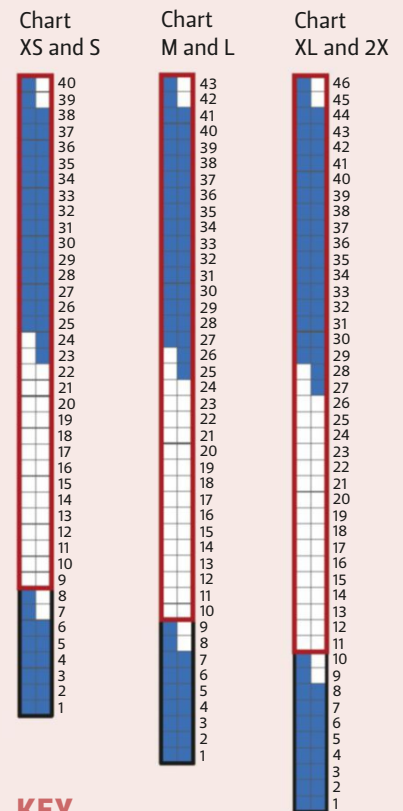
Sirri c/o The Island Wool Company
01981 541093
www.islandwool.co.uk

For general abbreviations, see p81

BLOCKING DIAGRAM



CHARTS



KEY

- Yarn A
- Yarn B
- Repeat

A multicoloured yarn
adds interest to the
simple stripe pattern

Next round (inc): *K1, M1, K to 1st before
mrk, M1, K1; rep from * once more.

4 sts inc'd.

Work 7 (7:9:9:9:9) rnds straight.

Rep last 8 (8:10:10:10:10) rnds 3 (3:3:4:4:3)
more times.

168 (186:208:228:248:270) sts.

Cont straight in st st and pattern from
Chart until you have completed rnd 7 of the
9th stripe, inc 0 (0:0:0:1:0) sts and dec
0 (0:1:0:0:0) sts on the final rnd.

168 (186:207:228:249:270) sts.

Continue in yarn A only.

Next round (rib): *K2, P1; rep from * to end.

Rep rib round 7 (7:8:8:8:8) more times.

Cast off in rib.

SHAPE NECK

Undo provisional cast-on and place the
18 (20:22:24:24:26) sts centred at front neck
on a stitch holder.

74 (84:90:88:88:90) sts rem for neck.

With yarn A and RS facing, using circular
needles, 40cm long and starting at right
side of neck, work back and forth in st st
and dec as foll:

Next row (RS dec): K1, SSK, K to last 3 sts,
K2tog, K1. 2 sts dec'd.

Next row (WS dec): P1, P2tog, P to last 3 sts,
SSP, P1. 2 sts dec'd.

Rep last 2 rows once more.

Work 1 row straight.

Rep WS dec row again.

Rep last 2 rows 2 (2:3:3:3:3) more times.

60 (70:74:72:72:74) sts.

Do not break yarn.

NECK EDGING

With RS still facing, pick up and knit
7 (7:11:11:11:10) sts up right front neck across
the decreased sts, work straight across
60 (70:74:72:72:74) sts for right shoulder,
back neck and left shoulder, pick up and
knit 8 (8:10:10:10:10) sts down left front
neck across the decreased sts, knit across
18 (20:22:24:24:26) held sts for front neck.
93 (105:117:117:117:120) sts.

Next round (rib): *K2, P1; rep from * to end.

Rep rib round 5 (5:6:6:6:6) more times.

Cast off in rib.

SLEEVES

Using 5mm DPNs and yarn A, knit across
48 (52:56:64:66:74) sts held for arm, and
pick up and knit 6 (8:8:8:12:12) sts from
underarm. 54 (60:64:72:78:86) sts.

Size M only

Work 1 rnd straight, dec 1 st at beg of rnd.
- (-:63: -: -: -) sts.

Size 2XL only

Work 1 rnd straight, inc 1 st at beg of rnd.
- (-: -: -: -: 87) sts.

All sizes

Next round (rib): *K2, P1; rep from * to end.

Rep rib round 5 (5:5:6:6:5) more times.

Cast off in rib.

TO MAKE UP

Block to measurements, following any
yarn care instructions on the ball band. ☼



PICOT CAST-ON AND CAST-OFF

Add a decorative touch to your knitting projects with a picot edging. Faye Perriam-Reed explains how it is done



About our expert

Faye Perriam-Reed is a designer and the technical editor of *The Knitter* and *Simply Knitting*. She enjoys

exploring how different knitting techniques can be used to achieve neater results.

PICOT EDGING is a sweet way to start and finish cuffs, hems, necklines and other projects, yet it's one of those things I always have to look up when I want to use it! The effect is popular on sock cuff and hat edgings, but really you can use it on anything you like. The pretty scallops are formed by casting off half as many stitches as you cast on repeatedly during a cast-on,

and casting off twice as many stitches as you cast on repeatedly during the cast-off row. Variations are possible, from teeny bumps to long tassels, depending on how many stitches you decide to cast on and off.





I like to knit my stitches into the back loop on the first row after a picot cast-on, as it tightens them up slightly and leaves a neater finish. ▶




Picot cast-ons are popular on socks

PICOT CAST-ON

- ❶ Make a slip knot and place it on your left-hand needle.
- ❷+❸ Using the knitted cast-on, go into this stitch knitwise with the RH needle and cast on one stitch...
- ❹ ...then repeat until there are five stitches on the needle.
- ❺+❻ Knit the first two stitches through the back loop.
- ❼ Slip the first stitch over the second one, casting it off.
- ❽ Cast off the next stitch through the back loop in the same manner, leaving two stitches on the left-hand needle.
- ❾ Slip the stitch on the right-hand needle back to the left-hand needle purlwise.
- ❿ Cast on four more stitches using the knitted cast-on as before (five sts now on left-hand needle after cast-off).
- ⓫ Cast off two stitches and slip the stitch on the right-hand needle back to the left-hand needle (picot points are now starting to form).
- ⓬ Repeat steps 10 and 11 until the required number of stitches have been cast on to the needle.



Picot cast-on followed by stocking stitch



Picot cast-on followed by 1x1 rib



Using a contrast colour makes a picot edge stand out well


Masterclass

PICOT CAST-OFF

When I work a picot cast-off I, like to work the stitches that have been cast-on on the previous row through the back loop, to tighten the stitches slightly. To work bigger picot loops, experiment with casting on and off more stitches - always casting off twice as many stitches as you cast on.

With the work on the left needle, ready to work a RS row, work as follows:

- 1-3 Cast on two stitches using the knitted cast-on method.
- 4-6 Knit 2 sts through the back loop.
- 7 Slip the first stitch on the RH needle over the second stitch, casting it off.
- 8 Cast off the next 'cast-on' stitch in the same way, through the back loop, then cast off two stitches normally.
- 9 Slip the remaining stitch on the RH needle back to the RH needle purlwise.
- 10 Repeat steps 1-9 until all the stitches are cast off.

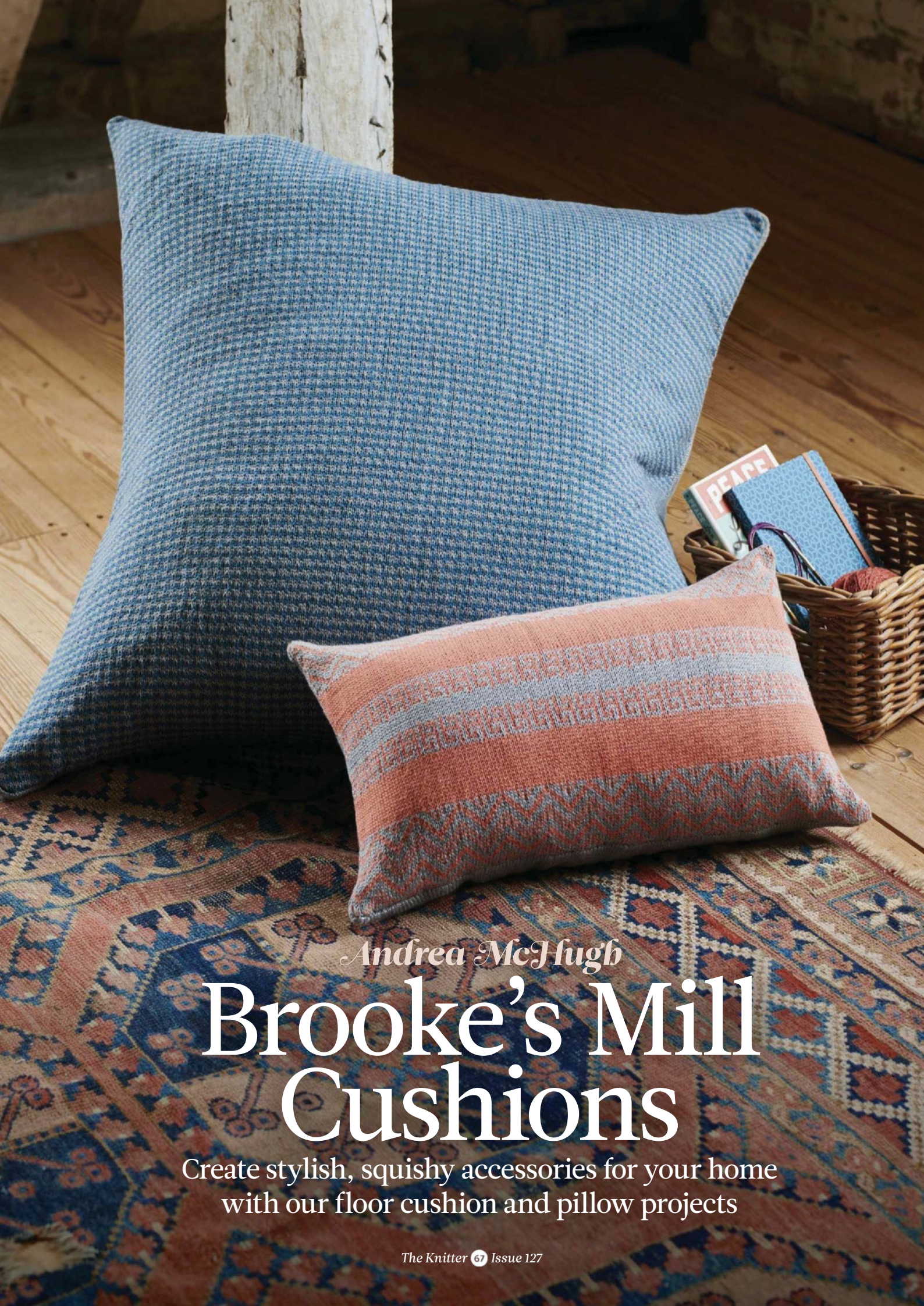


PICOT FOLDED EDGE

You can create a picot edge on a folded row, which is a neat method of creating a similar effect. However, it is much quicker and less fiddly!

After several rows of stocking stitch, work a row of (K2tog, yo) to the last 1 or 2 sts, knit to end. Continue in st st until the piece is the desired length. Fold the work on the eyelet row. Our photos on the right show the effect with the open and folded edge. ☺





Andrea McHugh

Brooke's Mill Cushions

Create stylish, squishy accessories for your home
with our floor cushion and pillow projects




Andrea McHugh
Jazz Cushion

THIS RECTANGULAR pillow is part of a set of four cushions, designed by Andrea McHugh using Rowan's beautifully soft and smooth Summerlite 4ply yarn and named after Rowan's Yorkshire home. The 'Jazz' cushion has a graphic colourwork pattern on the front, worked in grey and orange; the back piece, worked separately, is plain grey.

FRONT

Using 3mm needles and yarn A, cast on 156 sts.
 Using the Fair Isle technique, stranding yarns not in use loosely across back of work, now work in pattern from Chart A, which is worked entirely in st st beginning



The front pairs stranded colourwork with simple stripes

SIZE 50cm x 30cm (20in x 12in)

YARN

Rowan Summerlite 4ply (4ply weight; 100% cotton; 175m/191yds per 50g ball)
A Still Grey (422); 2 x 50g balls
B Langoustino (440); 1 x 50g ball

NEEDLES & ACCESSORIES

1 pair 3mm (UK 11/US 2-3) knitting needles
 1 pair 2.75mm (UK 12/US 2) knitting needles
 Cushion pad, 50cm x 30cm

TENSION

31 sts and 33 rows to 10cm over pattern using 3mm needles.
 30 sts and 37 rows to 10cm over st st using 2.75mm needles.

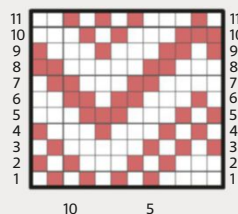
YARN STOCKISTS

Rowan 01484 950630
www.knitrowan.com

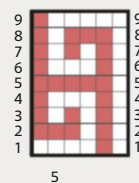
For general abbreviations, see p81

CHARTS

Jazz Chart A



Jazz Chart B



KEY Yarn A Yarn B

with a K row as follows:
 Rep the 12-st repeat throughout and work 11 rows of Chart A twice. Note the second repeat will begin with a WS row 1.

Change to 2.75mm needles.
 Using yarn B, work 15 rows in st st, beginning and ending with a RS row.

Change to 3mm needles.
 Work 9-row patt repeat from Chart B, beginning and ending with a WS row.

Change to 2.75mm needles.
 Using yarn A, work 5 rows in st st.

Change to 3mm needles.
 Work 9 rows from Chart B, beginning and ending with a WS row.

Change to 2.75mm needles.

Using yarn B, work 15 rows in st st.

Change to 3mm needles.
 Work a WS row 11 of Chart A once, rows 1-11 twice, then row 1 of Chart A once more.
 Work 1 row in yarn A, ending with RS facing for next row.
 Cast off.

BACK

Using 2.75mm needles and yarn A, cast on 150 sts.
 Work in st st until work meas 30cm.
 Cast off.

MAKING UP

Press pieces carefully, following any yarn care instructions on the ball band.
 Join three sides using back stitch or mattress stitch. Insert cushion pad before closing fourth side. ☺



Brooke's Mill Cushions



Andrea McHugh
Tweedy Cushion

SIZE 80cm (31½in) square

YARN

Rowan Summerlite 4ply (4ply weight; 100% cotton; 175m/191yds per 50g ball)

A Still Grey (422); 8 x 50g balls

B High Tide (428); 3 x 50g balls

NEEDLES & ACCESSORIES

1 pair 3mm (UK 11/US 2-3) knitting needles
Cushion pad, 80cm square

TENSION

27 sts and 32 rows to 10cm over slip stitch pattern using 3mm needles.

28 sts and 36 rows to 10cm over st st using 3mm needles.

YARN STOCKISTS

Rowan 01484 950630

www.knitrowan.com

For general abbreviations, see p81

CHART

Tweedy Chart



KEY

- Yarn A
- Yarn B
- Sl 1 pwise wyib
- Repeat

THIS FLOOR cushion is a massive 80cm square - so whether it's being used by the children while playing games, or by adults when relaxing in the sitting room or garden, it will provide plenty of squishy comfort! The design has a slip stitch colourwork pattern on the front which resembles woven tweed fabric, while the back is knitted in grey.

PATTERN NOTE

When slipping stitches, slip all stitches purlwise with yarn at back of work.

FRONT

Using 3mm needles and yarn A, cast on 217 sts.

Following chart, beginning and ending rows as indicated, work the 3-st pattern repeat 72 times across row until the

work measures approx. 80cm.

BACK

Using 3mm needles and yarn A, cast on 224 sts.

Work in st st until work measures approx. 80cm.

Cast off.

MAKING UP

Press pieces carefully, following any yarn care instructions on the ball band.

Join three sides, inserting cushion pad before closing fourth side. ☘



Complete your set of Brooke's Mill cushions next month, when we will bring you the pattern instructions for the Blocks and Mosaic designs.

ROWAN 40TH ANNIVE

40TH ANNIVERSARY CELEBRATION 1978 - 2018

ROWAN COLLECTION

29 CLASSIC KNITS

FAVOURITES FROM
THE ROWAN ARCHIVE

TOP DESIGNERS
KIM HARGREAVES,
KAFFE FASSETT & MORE

DISCOVER 40 YEARS
OF ROWAN HERITAGE

EXCLUSIVE!
**ARNE &
CARLOS**
JUMPER
8-PAGE
PULLOUT
PATTERN



ROWAN
WIN! NEW
SEASON
YARN

GET INTO CRAFT



EXCLUSIVE INTERVIEWS MARTIN STOREY • LISA RICHARDSON • MARIE WALLIN

RSARY CELEBRATION!



Celebrate 40 years of classic design with this exclusive collection of Rowan knits, featuring patterns by Kaffe Fassett, Kim Hargreaves, Martin Storey, Sarah Hatton and many more.



PLUS!
ARNE &
CARLOS
PULLOUT
PATTERN



WIN!
NEW
SEASON
YARN

Just
£9.99!

ORDER YOUR COPY TODAY!

Call 03330 162 138 and quote 'Rowan Collection Print 1'

Online www.buysubscriptions.com/craftspecial

Lines open weekdays 8am to 6pm and Saturday 9am to 1pm. Overseas please call +44 (0) 3330 162 138.

*EUR price £11.99, ROW price £12.99. All prices include p&p. Please allow up to 28 days for delivery.

From the makers of

The Knitter

Cross Stitch
GOLD

Cross Stitch
crazy

THE WORLD OF
**Cross
Stitching**

Sewing **QUARTER**

WATCH IT • LOVE IT • SEW IT

The UK's first television channel dedicated to sewing and quilting, live on **Freeview 73** and **Sky 687** every day, has an online store that's filled to the brim with products, perfect for your next project, including multi-coloured skeins, cross stitch books and stylish pre-cut fabric. Use your exclusive discount code **20SQ** to get 20% off your first order.



**20%
OFF**
YOUR FIRST PURCHASE
AT SEWING QUARTER
USE CODE
20SQ



 SewingQuarter  @SewingQuarter  @SewingQuarter  SewingQuarter

SKY 687

WWW.SEWINGQUARTER.COM

FREEVIEW 73

Offer valid for new customers only. Online only. Use code 20SQ at checkout to redeem. Discount codes will be limited to one code per person, to be used on one order. Discount codes will not work on Auction (TV promoted) product on the day that they are promoted on air, and these products are not valid for use with a discount code. Offer cannot be redeemed for cash and all discount codes expire midnight 5th October. Offer valid on pre-cut fabric available on Sewing Quarter's website only. No minimum spend. All promotions are subject to availability of promoted product. For full terms and conditions, visit the Sewing Quarter website.



Bergère de France

Calanthe

This feminine vest top is light and lacy, so it's ideal for the hottest of summer days



Bergère de France
Calanthe

SIZE

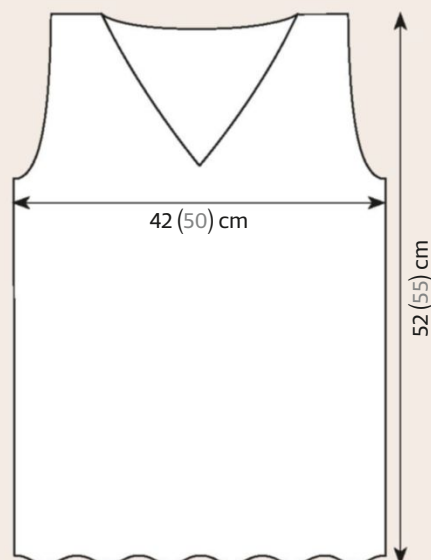
	S	M	
TO FIT BUST	78-84	94-100	cm
	30 ³ / ₄ -33	37-39 ¹ / ₂	in
ACTUAL BUST	84	100	cm
	33	39 ¹ / ₄	in
ACTUAL LENGTH	52	55	cm
	20 ¹ / ₂	21 ¹ / ₂	in

YARN

Bergère de France Berlingo (DK weight; 71% cotton, 24% polyester, 5% metallic fibre; 165m/180yds per 50g ball)

MANDARINE (10131)	4	4	x50g BALLS
-------------------	---	---	------------

BLOCKING DIAGRAM



LIGHT AND lacy, this summer vest top has an attractive stitch pattern which forms a scalloped edge around the bottom. It is knitted in Bergère de France's Berlingo DK, a cotton-mix tweedy yarn, which includes a touch of metallic fibre to give a subtle sparkle to the fabric. This is machine-washable and comes in nine sophisticated shades.

LACE PATTERN

(multiple of 17 sts + 1)
(also shown on chart)

Row 1 (RS): Knit.

Row 2: Purl.

Row 3: *(K1, yo) 3 times, (K2tog) 3 times, (skpo) 3 times, yo, (K1, yo) twice; rep from * to last st, K1.

Row 4: Knit.

Rep Rows 1 to 4 for pattern.

FRONT

Using 3.5mm needles, cast on 103 (120) sts. Work 6 rows in garter st.

Cont in Lace Pattern until work measures 32 (33) cm.

ARMHOLES AND NECK

Cont working from the Chart according to the size you are making as foll:
Cast off 2 sts at beg of next 2 rows.

Next row (RS): K2, Sl2, K1, p2sso, patt to last 5 sts, K3tog, K2. 4 sts dec'd. Work 1 row straight.

Size S only

Next row (RS): K2, skpo, patt to last 4 sts, K2tog, K2. 2 sts dec'd.

Work 1 row straight.

Work measures 34cm total, 93 sts rem.

Next row (RS): K2, skpo, patt 42, cast off 1 st, patt 42, K2tog, K2.

Each side of neck will now be worked separately.

Next row (WS): Patt 43, K2, leave rem 45 sts on a holder.

Next row (RS): K2, skpo, patt to last 4 sts, K2tog, K2. 2 sts dec'd.

Next row (WS): Patt to last 2 sts, K2.

Rep last 2 rows 1 more time.

Next row (RS): K2, skpo, patt to end.

Next row (WS): patt to last 2 sts, K2.

Rep last 2 rows 20 more times. 20 sts rem.

Size M only

Next row (RS): K2, skpo, patt to last 4 sts, K2tog, K2. 2 sts dec'd.

Work 1 row straight.

Rep last 2 rows 3 more times, then work 2 rows without shaping. 104 sts.

Work measures 37cm total.

Next row (RS): Patt to end.

Each side of neck will now be worked separately.

Next row (WS): Patt 50 sts, K2, leave rem 52 sts on a holder.

Next row (RS): K2, skpo, patt to end.

Next row (WS): Patt to last 2 sts, K2.

Rep last 2 rows 23 more times. 28 sts rem.

All sizes

When work measures 50 (53) cm, continue in garter st.

SHOULDERS

When work measures 52 (55) cm, leave the rem 20 (28) sts on a holder.

With WS facing rejoin yarn to rem 45 (52) sts and work other side of neck in the same way, reversing all shaping.

BACK

Using 3.5mm needles, cast on 103 (120) sts. Work 6 rows in garter st.

Cont in Lace Pattern until work measures 32 (33) cm.

ARMHOLES

Cast off 2 sts at beg of next 2 rows. 99 (116) sts.

Next row (RS): K2, s2kpo, patt to last 5 sts, K3tog, K2. 95 (112) sts. Work 1 row straight.

Next row (RS): K2, skpo, patt to last 4 sts, K2tog, K2. 2 sts dec'd.

Work 1 row straight.

Rep last 2 rows 3 more times.

Cont in patt without shaping until work measures 50 (53) cm.

SHAPE NECK

When work measures 50 (53) cm, continue

NEEDLES & ACCESSORIES

1 pair 3.5mm (UK 10-9/US 4) knitting needles
Stitch holders

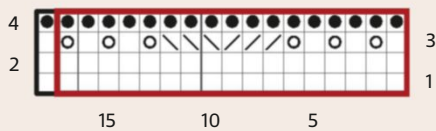
TENSION

24 sts and 33.5 rows to 10cm over
Lace Stitch on 3.5mm needles

YARN STOCKISTS

Bergère de France
www.bergeredefrance.co.uk

CHART



KEY

- K on RS; P on WS
- P on RS; K on WS
- Skpo
- K2tog
- Repeat

For general abbreviations, see p81

in garter st across all sts as foll:

Next row (RS): K27 (35), cast off the central 33 (34) sts for the neck, knit to end.

Next row: Knit to central cast-off sts, leave rem sts on a holder.

Each side of neck will now be worked separately.

Cont in garter st, casting off at neck edge on next and every alt row 4 sts once, 3 sts once.

SHOULDERS

When work measures 52 (55) cm, leave the rem 20 (28) sts on a spare holder.

With WS facing rejoin yarn to rem sts and work other side of neck in the same way.

FINISHING

Graft together the 20 (28) sts on hold for back and front.

Sew side seams.

Weave in all ends and gently block to measurements, following any yarn care instructions on the ball band. ☺

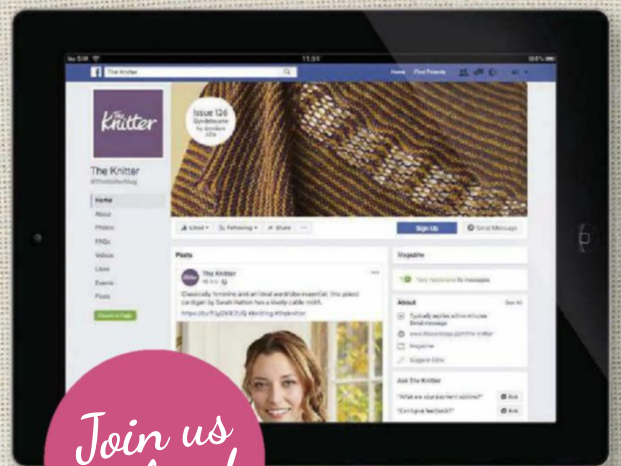


This design also appears in the Bergère de France magazine *Berlingo*, which has 11 summery patterns for women and girls. To order a

copy for £3.74 or to find stockists, visit www.bergeredefrance.co.uk.

The Knitter

FIND US ON FACEBOOK & TWITTER!



**Calling all Facebook fans:
The Knitter has its own page,
and we'd love you to join us!**

It's a great way to find out what the team has been up to, take a sneak peek at what will be appearing in the mag, and have a chat with us and other readers.

We're also on Twitter, too - follow us @TheKnitterMag!

 [www.facebook.com/
TheKnitterMag](http://www.facebook.com/TheKnitterMag)

 [www.twitter.com/
TheKnitterMag](http://www.twitter.com/TheKnitterMag)



Your essential buying guide to the best suppliers of yarn & knitting accessories

To advertise in *The Knitter Boutique* please contact **Chris Gibson** on **0117 300 8109**

SOUTH CENTRAL



Oxford Yarn Store

www.oxfordyarnstore.co.uk
info@oxfordyarnstore.co.uk

01865 604112

Exquisite yarns and notions for all tastes. Rowan, Isager, The Fibre Co., Baa Ram Ewe, West Yorkshire Spinners, Malabrigo, Manos del Uruguay, Jamieson's, Adriafile.
3 North Parade Ave, Oxford, OX2 6LX

ONLINE



John Arbon Textiles

www.jarbon.com
info@jarbon.com

01598 752490

British manufacturers of luxury yarns and tops... from VIOLA to ALPACA SUPREME to KNIT BY NUMBERS, etc. Based in Devon, we are one of the few worsted processing and spinning mills still operating in Britain.

ONLINE



Knitting Needle Lane

knittingneedlelane.co.uk
01223 561865

For all your crochet/knitting desires. Bespoke hand dyed local yarns and shawl kits. Brands such as Sirdar, James C Brett, Manos Del Uruguay & more. You can visit us online or Cambridge Market every Sunday we also have a range of stock in local haberdashery. Excellent customer service.

ISLE OF WIGHT



Knit Knacks

www.facebook.com/knitknacksiow
01983 716890

'An old fashioned wool shop with a modern twist'

Stockists of James C Brett, Stylecraft and Woolcraft wools, Knitting needles, crochet hooks etc. DMC embroidery silks Haberdashery and gifts from Vanessa Bee Designs.

11 Sandown Road Lake, Isle of Wight, PO36 9JL

NORTH EAST/ONLINE



Fine Fettle Fibres

www.finefettlefibres.co.uk
judith@finefettlefibres.co.uk
01670 600001

Specialising in British and fair trade yarns in natural fibres, Fine Fettle Fibres also offers workshops, knitting groups and special events for knitters.

Studio 6, Gallery 45, 45 Main Street, Felton, Northumberland NE65 9PP

WEST MIDLANDS



Warwick Wools

mail@warwickwools.co.uk
01926 492853

A specialist wool shop with a large selection of knitting yarns and accessories including: Sirdar, Stylecraft, King Cole, Katia, West Yorkshire Spinners. Opening times:
Mon – Sat: 9.30am – 4.30pm,
Thurs: 9.30am – 2pm
17 Market Place, Warwick CV34 4SA

ONLINE



Cambrian Mountains Wool

www.cambrianwool.co.uk
info@cambrianwool.co.uk

A community interest company developing fine yarns from wool grown by the sheep of Mid Wales. Available online and from selected retailers.

ONLINE



Sheepfold

www.sheepfold.co.uk
0794 090 7738

Specialists in pure wool from British breeds - sold as fleece, spun yarn and in knitting kits. Dyed British wool versions also available if you prefer brighter shades! All in our online shop.

ONLINE



Willow Knits

www.willowknits.etsy.com
mail@willowknits.com
02083 632884

We specialise in hand-dyed silks for luxury knitting and crochet. Worsted, 4-Ply and Lace weights are available in a wide range of colours. Custom orders are welcome too. GET 10% DISCOUNT ON YOUR ONLINE ORDER USE CODE **KNIT10** AT THE CHECKOUT.

ONLINE



Watercolours & Lace

www.watercoloursandlace.co.uk
julie@watercoloursandlace.co.uk
01379 674427

Beautiful hand-painted yarns in luxury, natural fibres – alpaca, silk, cashmere, mohair, camelhair and yak, plus quality wools. Also patterns and kits for our knit and crochet designs, and accessories including project bags and stitch markers.

YORKSHIRE



Wensleydale Longwool Sheep Shop

www.wensleydalelongwool.co.uk
sales@wensleydalelongwool.co.uk
01969 623558

Pure Wensleydale Wool – Worsted spun, dyed and finished in Yorkshire. Aran, DK and 4ply available in "colours of the dales". Tops, fleece, patterns, garments and notions available in store and online. Based in Leyburn.

SOUTH



Liss Wools

Jacquiekennedy6@gmail.com
www.lisswools.co.uk
01730 893941

Friendly, well stocked shop with a wide variety of yarns, knitting accessories, haberdashery, patterns, buttons and much more.

*Monday- Saturday 10am-5pm
Easy, free parking in the village.
38-40 Station Road, Liss, GU33 7DP*

SCOTLAND




Hawkshaw Sheep

www.hawkshaw-sheep-yarn.co.uk
info@hawkshaw-sheep-yarn.co.uk
01899 636983

Based in the Scottish Borders, Hawkshaw Sheep turn fantastic natural coloured sheep fleeces into bespoke limited edition yarns, available in a range of undyed natural colours. Truly yarns with provenance.

ONLINE



Frangipani

www.guernseywool.co.uk
jan@guernseywool.co.uk
01326 240367

Beautiful **5-ply Guernsey Wool** Announcing a new shade "HELFDOR BLUE" Still **28 glorious colours** to knit your own gansey.

'Lamana', White Cross, Cury, Helston, Cornwall TR12 7BG

THE YARN LOOP

The Yarn Loop is a fantastic directory where you can find a knitting and crocheting community hub, plus the directory for some of the UK's top Knitting magazines including Simply Knitting, Simply Crochet and The Knitter.

The Knitter BOUTIQUE

To advertise here please contact:

Chris Gibson on 0117 300 8109

TRY 3 ISSUES FOR JUST \$9.95*

when you subscribe today!



Save over **\$29** ON YOUR FIRST 3 ISSUES

- ⊕ Never miss an issue - 13 issues a year
- ⊕ Subscription prices inclusive of delivery
- ⊕ Free pattern booklet with every issue

US pricing

\$9.95 for your first 3 issues - SAVE 74%

After this pay just \$14.97 by 3-monthly continuous credit

\$49.95 1 year by credit/debit card (13 issues) - **SAVE 70%**

www.imsnews.com/knitter-a042

or call toll free on **1 800 428 3003** and quote A042

Europe pricing

£76.99 - Credit/debit card 1 Year (13 issues)

Rest of the World pricing

£94.99 - Credit/debit card 1 Year (13 issues)

www.buysubscriptions.com/TKPOS16

or call **+44 1604 973 760** and quote TKPOS16

NEXT MONTH

Get set for autumn
with patterns from
Jennie Atkinson,
Martin Storey,
Helen Metcalfe,
Pat Strong,
Nadya Stallings
...and more



Join us as we celebrate
Rowan's 40th birthday
and the UK launch of
Finnish brand **Novita**



The Knitter



Missed an issue?

Catch up on what you've missed by downloading a back issue of *The Knitter* today

Issue 126

- ⊕ Cable yoked cardigan
- ⊕ Lace shawl
- ⊕ Star stitch cardigan
- ⊕ Shetland lace blouse
- ⊕ Lacy jumper
- ⊕ Fair Isle socks
- ⊕ Denim sweater
- ⊕ Stripe & picot shawl
- ⊕ Shadow-knit cushion
- ⊕ Girl's blouse
- ⊕ Silk vest top

SEE THE PATTERNS IN DETAIL HERE

<http://bit.ly/RAVTKN>

Issue 125



Issue 124



Issue 123



Issue 122



Issue 121



Issue 120



Issue 119



Issue 118



Issue 117



Issue 116



DIGITAL COPIES ARE AVAILABLE FROM ISSUE 11
Return to the app to buy issues 11 onwards

Once you've downloaded an issue, you can read it at any time

Abbreviations

alt	alternate	MB	make a bobble
approx	approximately	mrk	marker
beg	beginning	P	purl
ch	chain	patt	pattern(s)
cn	cable needle	PB	place bead
cont	continue	PFB	purl into front and back of stitch
dc	double crochet (US single crochet)	pm	place marker
dec	decrease (work two stitches together)	prev	previous
DK	double knitting	pssso	pass slipped stitch over
DPN	double-pointed needle	P2tog	purl 2 stitches together
dtr	double treble (US treble crochet)	P3tog	purl 3 stitches together
est	established	pwise	purlwise
fol	following	rem	remain(ing)
inc	increase	rep(s)	repeat(s)
K	knit	rev st st	reverse stocking stitch
KFB	knit into front and back of stitch	RH	right hand
K2tog	knit the next two stitches together	RS	right side
kwise	knitwise	skpo	slip 1, knit 1, pass slipped stitch over
meas	measures	sk2po	slip 1, knit 2 tog, pass slipped stitch over
M1	make one (see M1L)	s2kpo	slip 2 tog kwise, knit 1, pass slipped sts over
M1pw	make 1 st purlwise: with LH needle lift the strand between next and last st from front to back and purl through the back loop	sl	slip
M1L	left leaning increase: with left needle tip, lift strand between needles from front to back. Knit lifted loop through back of loop	sl st	slip stitch
M1R	right leaning increase: with left needle tip, lift strand between needles from back to front. Knit lifted loop through front of loop	ss	slip stitch (crochet)
		slm	slip marker
		SSK	slip 2 stitches one at a time, return to LH needle, knit 2 slipped stitches together tbl
		SSP	slip 2 stitches one at a time, return to LH needle, purl 2 slipped stitches together tbl
		st(s)	stitch(es)
		st st	stocking stitch
		tbl	through back of loop
		tog	together
		tr	treble crochet (US double crochet)
		w&t	wrap and turn
		WS	wrong side
		wyib	with yarn in back
		wyif	with yarn in front
		yb	take yarn back (no inc)
		yf	bring yarn to front (no inc)
		yfwd	yarn forward
		yo	yarn over
		ym	yarn round needle



An archive of all our Masterclasses is available online: <http://bit.ly/tech-index>

Contacts

BOOK PUBLISHERS

Interweave Press

c/o F+W Media
01392 797680
www.fwcommunity.com/uk

Quarto

www.quartoknows.com

Search Press

01892 510850
www.searchpress.com

Trollenwol Publishing

www.trollenwol.com

YARN SUPPLIERS

BC Garn

www.bcgarn.dk
Available in the UK from
LoveKnitting
www.loveknitting.com

Bergère de France

www.bergeredefrance.co.uk

King Cole

01756 703670
www.kingcole.com

Rowan

01484 950630
www.knitrowan.com

Scheepjes

c/o Wool Warehouse
01926 882 818
www.woolwarehouse.co.uk

Sirri

c/o The Island Wool Company
01981 541093

www.islandwool.co.uk

Watercolours & Lace

01379 674427
www.watercoloursandlace.co.uk

Pattern updates

Our archive of updates can be found at:

www.theyarnloop.com/magazine/the-knitter/corrections

ISSUE 117

Otter Cove

The placement of Chart C in the Yoke wasn't symmetrical for some sizes. Work as follows:
Row 17: Beg with st 6 (5:5:5:3:3) and ending with st 8 (1:1:1:3:3), work 8-st rep as set on Row 1 of Chart C.
This row sets Chart placement.

Buttonband: Pick up and knit 125 (125:125:131:131:137) sts evenly up *left* front edge and neckband.

ISSUE 123

Sukie

On Row 7, there should be an asterisk before the first K6.

ISSUE 124

Burdock

In the sleeve shaping, the dec round should be worked *after* the 5 (5:5:5:3) rounds straight, not before as printed:
Work 7 (7:7:7:5) rnds straight.
Work dec round.
Repeat last 8 (8:8:8:6) rnds 12 (6:3:0:15) more times.
Work 5 (5:5:5:3) rnds straight.
Work dec round.

ISSUE 125

Cobwebs in the Rain

Row 59 should read:
Row 59: K3, slm, M1, work sts 4-19 of Chart B row 1, K1, work row 1 of Chart B, K1, work sts 1-16 of Chart B row 1, M1, slm, K3. 2 sts inc'd.



There is a correction for the shawl in Issue 125

MY INSPIRATION

Renée Callahan

The East London Knits designer loves to explore texture and colour in her knitting



FORMERLY FROM

Seattle, Renée Callahan is now based in East London, where she creates beautiful knitwear designs and runs her popular podcast. We caught up with Renée to chat about her creative life.

Who inspired you to take up knitting?

“Strangely enough, I didn’t start knitting until I began a degree in fashion design with knitwear. We learned on machines and I came to hand knitting on my own, with loads of help from YouTube and a sympathetic tutor.

“At college, I found a DVD of Elizabeth Zimmermann’s hidden in a corner of the library, and because craft was not the cool thing in fashion college, I really believed I had discovered this super obscure video no one had ever seen. Little did I know...”

Do you have a favourite artist, writer, poet or musician who inspires you?

“I wouldn’t say I have just one favourite, although I definitely go through phases of being obsessed with a particular song or book, until it gets replaced by the next most wonderful thing.

“Art history has consistently been a part of my life, and visiting the wonderful museums of London always leaves me full of inspiration. In fact, my first collection was inspired by the work of the artist Paul Klee after visiting an exhibition at the Tate.”

Which designer has most inspired you?

“I find my fellow designers a constant source of inspiration. I am always amazed at just how innovative people are with just a bit of fibre and a couple of pointy sticks! I have had the pleasure of interviewing many of these amazing designers on my podcast, and I have found every guest interviewed incredibly inspiring.”

Tell us about the colours, landscapes or architecture that inspire your work.

“One of the funny things about being an immigrant is the relationship I have developed with my homeland since I left. The forests, coasts, and mountains of my

native Pacific Northwest feel much more a part of my inner landscape, and my idea of myself, since I moved to the most urban part of London, than they ever did when I lived in Seattle.

“I love colour, but feel like my mind is most at ease when my environment is relatively limited in terms of palette; blues, greys, greens and blacks dominate tiny pops of bright colour. Come to think of it, these are very much part of the Pacific Northwest palette... perhaps that is not a coincidence.”

What is your favourite knitting book?

“Every book by Elizabeth Zimmermann is a classic that every knitter should cherish, but Barbara Walker’s stitch dictionaries are so useful it would be criminal not to mention them here.”

What fibres do you love to work with?

“I am a huge fan of gently rustic wool, and even better if it is undyed. That said, indie dyers are producing so much beautiful yarn now, I can scarcely resist a lovingly hand-dyed skein! Each type of wool suggests itself for different possibilities.”

Which design from your portfolio are you most proud of, or is most special to you?

“I would have to say my ‘Angelus Novus’ cardigan pattern, which is my most popular, is one of my favourite designs. It was part of my first collection, and I have always been pleased with how the design grew in my mind to completion before I ever picked up the needles. I felt downright clever after knitting that one.”

Are there any techniques or styles of knitting you’d like to explore further?

“The joy of knitting is that there is always more to explore! I feel like I have really only scratched the surface. I would love to spend more time working on the technique of stranded colourwork, and colour theory in knitting, and there are so many more ways to construct garments, and different methods of creating texture.... the list goes on and on!” ☺

Discover Renée’s designs and podcast at www.eastlondonknit.com



1



2




3

1 ‘Pat Hat’ is a design from Renée’s *Recollection* e-book 2 ‘Hazel’s Stripes’ is a stylish, bias-knit wrap 3 Renée loves to visit art galleries, and is inspired by the work of artists such as Paul Klee 4 This jumper is called ‘A Sweater for Lucille’



4



Renée is proud of her ‘Angelus Novus’ design

The & Knitting Stitching Show

£2.50*
OFF!
Quote
TKNIT



**LEARNING
INSPIRATION
SHOPPING**

The definitive
event for anyone
with a love of textile
based crafts.

11 - 14 OCTOBER 2018
ALEXANDRA PALACE, LONDON

BOOK NOW:

0844 581 1319 | theknittingandstitchingshow.com

 [knittingandstitchingshows](https://www.facebook.com/knittingandstitchingshows)  [knitstitchshow](https://twitter.com/knitstitchshow)  [theknittingandstitchingshows](https://www.instagram.com/theknittingandstitchingshows)

*£2.50 off adult tickets and £1 off concession tickets booked before Wednesday 10th October 2018.
Ticket offer applies to Alexandra Palace tickets only and cannot be used in conjunction with another ticket offer. Booking fees and T&C's apply.

**THE KNITTING & STITCHING SHOW ALSO TAKES PLACE IN
DUBLIN 8 - 11 NOVEMBER 2018 AND HARROGATE 22 - 25 NOVEMBER 2018**

Scheepjes

River Washed & River Washed XL
now available at Deramores.



Rhine



Danube



Wheaton



Severn



Colorado



Congo



Amazon



Seine



Ganges



Mekong



Mississippi



Nile



Steenbras



Yarra



★ Earn points with
DERAMORES
Rewards

Deramores
KNIT · CROCHET · CREATE

10% OFF*
your shop. Use promo code
RIVER
when you checkout.



www.deramores.com

Pictured yarn - Scheepjes, River Washed (Danube). *When you spend over £15. Terms apply. Offer ends 31st October 2018.
Deramores Retail Ltd, Unit 1, Sabre Way, Peterborough, PE1 5EJ.

2018

Knitting
Tours
.com

UK YARN SHOP GUIDE

Take our handy guide on holiday to find your local yarn haven!

GREAT OFFERS INSIDE!



PHOTO CREDIT: LOOP-KNITTING, LONDON



❁ ENGLAND ❁ SCOTLAND ❁ WALES ❁ NORTHERN IRELAND ❁ IRELAND ❁ ONLINE

9 Night Best of Scotland Knitting & Craft Tour 2018

Tour Dates:

- 17th Sep 2018

One Date Only,
Limited Availability!



Join us on our brand new knitting tour of Scotland, featuring the Highlands! Highlights for this tour include Edinburgh and Edinburgh Castle, New Lanark Mill, a famous world heritage site and the village of Sanquhar known for its unique Sanquhar knitting pattern.

Includes Knitting Workshops with Emily from Tin Can Knits, Di Gilpin and Sarah Berry!

Also Included:

Hotels, Sightseeing Tours,
Entrance Fees, Meals, Craft
Demonstrations and 3
Knitting Workshops!



www.KnittingTours.com

US Toll Free: 1800 913 1135

UK Freefone: 0800 088 5516

International: +353 69 77686

CONTENTS

05 ENGLAND

East to west, north to south, discover the local yarn shops you'll find in England.

17 SCOTLAND

Track down a Scottish knitting and crochet haven and find local hand-dyed wool and big brands.

20 WALES

Take a look at lovely Welsh yarn shops, packed with stunning yarns from near and far.

22 IRELAND & NORTHERN IRELAND

From Antrim to Dublin, explore what treats the yarn shops have in store for you.

24 ONLINE

Can't get out and about right now? Take a look online to see just what yarns are around!

26 KNITTING TOURS

Immerse yourself in an authentic knitting experience in Ireland or Scotland.

28 YARN SHOP OFFERS

Grab a discount or a great offer at our hand-picked selection of shops.

26



13

PHOTO CREDIT: VICKY BAMFORTH

24



PHOTO CREDIT: JULIETTE LEUFKE



HAPPY HOLIDAYS!

Summer holidays and family staycations are the perfect time to seek out a yarn shop or two – there are bound to be many independent yarn shops you haven't visited yet! Here is our guide to local havens for knitters and hooksters, from the South Downs of England to the Scottish Highlands, and all the favourite tourist spots in between. After the sightseeing, long walks and museum visits, steal a few moments to get yourself a woolly souvenir! If visiting a few shops isn't enough to sate your yarny desires, take a look at the wonderful breaks from KnittingTours.com and the Irish Tourism Group over on page 26, and go for an entirely yarn-focused holiday next time. Spoil yourself, you know you want to!

Sara

Kirstie



CHRISSIE ASBRIDGE

In Barcelona, Chrissie found a gorgeous yarn shop, All You Knit Is Love, tucked down a side street in the city's Gothic Quarter. A placard outside read 'Rethink your souvenir!' – which Chrissie took to heart, leaving the shop with a smile on her face and a bag full of locally produced linen and wool yarns! Back home in the UK, Chrissie got to thinking about all the lovely local yarn shops dotted across the country, and all the wonderful yarny souvenirs they could offer travelling knitters and crocheters. And voilà, the *UK Yarn Shop Guide* was born!



Writing and research Chrissie Asbridge
Editors Sara Huntington, Kirstie McLeod
Art Editors Kimberly Price, Carolyn Bunt, Claire Watkins
Production Editors Vicki Atkinson, Jenny Forsyth
Editor-in-Chief Debora Bradley

ADVERTISING

Call 0117 300 8206
Senior Advertising Manager Penny Stokes
Business Development Manager UK and International Rachael Hawkins
Brand Sales Executive Alexandra Johnson
Classified Sales Manager Rebecca Janyshivskyj
Classified Sales Executive Chris Gibson

MARKETING & SUBSCRIPTIONS

Senior Direct Marketing Executive Kate Jones

CIRCULATION

Head of Newstrade Marketing Martin Hoskins
Newstrade Marketing Manager John Lawton
International Account Manager Rebecca Richer

PRODUCTION

Production Co-ordinator Sarah Greenhalgh
Production Manager Emma McGuinness / Sián Rodgers
Production Director Sarah Powell

PUBLISHING

Managing Director, Craft Kerry Lawrence
Managing Director, Bristol Andy Marshall
Chief Executive Officer Tom Bureau

SUBSCRIPTIONS

Call 03330 162 146 or subscribe online at www.buysubscriptions.com/craft

CALLING ALL YARN SHOPS!

Want to be included in future guides?
Contact Chris Gibson on 0117 300 8109



Printed in the UK.



NOTE This little guide is not intended to be a comprehensive list of yarn shops around the United Kingdom – wherever your travels take you, seek out and support the local yarn shop! *If you're planning a special visit to shops or attractions, please contact them before you go, to check opening times and avoid disappointment.*

ENGLAND

From Cornwall to Cumbria, there are many fabulous local yarn shops to be explored all over the country, stocking both local yarns and big brands.



SOUTH EAST

Chang Crafted

27 Station Road, Birchington, Kent CT7 9DJ

01843 210105

www.changcrafted.co.uk

Tues-Sat 9.30am-4pm

Chang Crafted is a creative hub where people come to source craft supplies and exchange ideas and inspiration. Knitters and crocheters can choose from a range of classes and workshops, and loom knitting is a featured attraction. Stocked yarns include Bergère de France, West Yorkshire Spinners and Rowan, as well as owner Fiona Chang's indie-dyed yarns. With a tea and coffee counter and a seaside feel to the area (near Margate), Chang Crafted is an ideal travel destination for yarn aficionados!

Damaris Crafts

Unit 3, Spire Ridge, Midgham, Berkshire RG7 5XB

0118 971 2151

www.damariscrafts.co.uk

Tues-Sat 10am-5pm

Damaris Crafts features yarns from Debbie Bliss, Ella Rae and Mondial, among other ranges. Visitors can also pick up accessories such as KnitPro needles.

Dotti Di's

10 High Street, Hythe, Kent CT21 5AT

01303 772870

dianerichardson80@yahoo.com

Travelling to the south coast? Find your way to Hythe in Kent and you can browse the wide range of yarns and felt available or pick up a crafty souvenir at Dotti Di's.

The Eternal Maker

41 Terminus Road, Chichester, West Sussex PO19 8TX

01243 788174

www.eternalmaker.com

Mon-Sat 10am-5pm

Knit & Sew Night Thurs 5.30-8.30pm

A short walk from the centre of scenic Chichester, and near to the station, a cinema and a retail park, The Eternal Maker is a welcome haven for knitters and crocheters – and if you're peckish, the yarn department even has its own on-site café, The Eternal Baker!

Owner Anna Hodgson says the shop aims for a welcoming and social environment, where yarn lovers can sit on a comfy couch, eat some scrummy cake and meet other like-minded folk. A small selection of

independently dyed yarns feature alongside brands like Debbie Bliss, Rowan, Louisa Harding and Adriafl.

Handmade Studios

4 The Green, Rowlands Castle, Hampshire PO9 6BN

023 9241 2901

info@handmadestudios.org

www.handmadestudios.org

Tues-Sat 10am-5pm

Independent, hand-dyed yarn from the likes of Riverknits, Easy Knits, Unbelieva-wool and Baa Ram Ewe line the shelves of Handmade Studios, along with Erika Knight, Patons, Debbie Bliss, Rowan and others.

Hoop Haberdashery

92 High Street, Tenterden, Kent TN30 6JB

01580 388011

www.hoophaberdashery.co.uk

Mon-Sat 10am-5pm

Hoop Haberdashery boasts a curated collection of design-led yarns, patterns and notions (or, as owner Vanessa Lingwood cleverly puts it, 'I only stock what I like!'). Hoop is a full Rowan stockist as well as carrying a wide range of commercial and independent brands, including Lang, Scheepjes, Erika Knight, Fyberspates and Malabrigo.

Tenterden is a small market town eight miles inland from Rye and the Kent coast. Attractions include a museum, steam railway, the Old Dairy Brewery and the Chapeldown Vineyard.

Ida's House **SEE OFFER ON P28!**

27 High Street, Caterham on the Hill, Surrey CR3 5UE

01883 345220

www.idashouse.co.uk

Mon-Tues, Thurs-Sat 10am-5pm

Social Club Tues & Thurs 7-9pm

Ida's House welcomes all levels of knitters and crocheters, with plenty of support on hand in the shop and at their twice-weekly social evenings.

Located near Croydon, the shop supports up-and-coming designers, with patterns and books from the likes of Renee Callaghan and Anna Maltz. Yarns include the ever-popular Stylecraft, Sirdar and Baa Ram Ewe, and speciality brands such as Isager, Fine Fish Yarns and Rooster. Jayne Coleman from Ida's House also shares her addiction to tools, by offering customers a wide range of scissors and quirky accessories.

Liss Wools

38-40 Station Road, Liss, Hampshire GU33 7DP
01730 893941

www.lisswools.co.uk

Mon-Sat 10am-5pm

Liss Wools features a spacious, double-fronted shop with a workshop area and two comfy sofas that invite visitors to sit and knit or crochet or browse through their extensive range of patterns and books. Yarn brands feature mainstream King Cole, Sirdar and Stylecraft as well as Adriafile, Erika Knight, Rowan, Katia, Rico and Schoppel. Buttons and ribbons galore add finishing touches to projects.

With easy parking and a tasty café nearby, those travelling along the A272/A3 should plan a short (or long!) detour to Liss Wools.

The Old Loom Mill

Ersham Rd, Hailsham, East Sussex BN27 2RH
01323 848007

mullsbroomwools@gmail.com

www.oldloommill.weebly.com

Summer opening hours: Mon-Sun 10am-5pm

The Old Loom Mill is a set of agricultural buildings converted into a craft centre. The shop supplies yarns from 2ply to super chunky, in a wide range of fibres. An on-site tea room offers views of the South Downs from the conservatory.

Pins & Needles

Headley Road, Grayshott, Surrey GU26 6LG
01428 608817

www.pinsandneedlesgrayshott.co.uk

Mon-Fri 9am-5pm, Sat 9am-4pm

Just off the A3 at Hindhead Tunnel, Pins & Needles is a modern take on the old village haberdashery. Owner Fiona Bayly stocks yarns to cater for all budgets and, as a former seamstress and accomplished knitter and crocheter, she offers friendly advice and support for just about any craft project. The walls are stocked floor to ceiling with all the latest yarns from King Cole, Rico, noted British brands West Yorkshire Spinners and Baa Ram Ewe, and indie dyer Irish Artisan Yarns.

The shop is nestled in the heart of Grayshott village high street, close to the scenic Devil's Punch Bowl and magical Waggoners Wells.

Taj Crafts

71 Pyle St, Newport, Isle of Wight PO30 1UJ
01983 533377

tajcrafts@outlook.com

www.tajcraftsiow.co.uk

Mon-Sat 9.30am-5pm, Fri 10am-7.30pm

That wonderful Isle of Wight holiday just got better, knowing you can pop to Taj Crafts for a yarn fix! The shop offers a range of workshops, and available yarns include West Yorkshire Spinners, Noro, Stylecraft and DMC Natura. The shop also stocks a good range of notions and patterns.

Whichcraft Wools

7 Station Way, Sutton, Surrey SM3 8SD
020 8643 3211

angela.macadam@bopenworld.com

www.whichcraftwools.co.uk

Mon-Tues, Weds 10am-1pm

Thurs-Sat 10am-4.30pm

Whichcraft offers King Cole, Patons, Peter Pan, Rico, Robin and Wendy yarns, as well as workshops and a popular 'Knit & Knatter' group.

Willow Knits

020 8363 2884

annescahill@aol.com

www.willowknits.com

The folk at Willow Knits dye their own ranges of silk yarns for knitters and crocheters, as well as offer finished products, from cushions to scarves. Visit them at St Albans Farmers Markets and festivals, and see their website for upcoming events.

The Yarn Dispensary

6 Market Place, Faversham, Kent ME13 7AG
01795 597 700

gillian@theyarndispensary.co.uk

www.theyarndispensary.co.uk

Tues-Weds 10am-5pm

Thurs 7-9pm, Fri 10am-5pm, Sat 9am-5pm

The Yarn Dispensary is situated in a beautiful historic building in the heart of medieval Faversham. You'll find a wide range of yarns, patterns and more.

SHOPPING GUIDE



1&2 Take a day trip to Hoop Haberdashery in Kent. **3** Help is on hand for yarn crafters at Ida's House, Caterham on the Hill, Surrey. **4&5** The Eternal Maker store in Chichester has a café too! **6** Lucy Locket Land in Seaburn, Sunderland, is a hub for creative locals. **7** Grab some inspiration at the The York Makery.



YAK

16 Gloucester Road, Brighton BN1 4AD

01273 679 726

www.yarnandknitting.com**Tues-Sat 10am-6pm, Sun 12-5pm**

YAK in Brighton stocks independent and small brands, mainly focusing on British and European companies. Visitors can find mill-dyed and hand-dyed yarns from companies including Dye For Yarn, Hedgehog Fibres, Brooklyn Tweed, Baa Ram Ewe, Moya, Yarn Stories, Blacker Yarns and Eden Cottage Yarns, among other swoon-worthy brands!

So once the family is finished visiting the Brighton Pavilion and the Brighton Palace Pier, or when your friends are relaxing on the beach after the Brighton Festival or Fringe Festival, make sure you pop round to YAK for some quality yarn squishing!

YarnFest **SEE OFFER ON P28!**

The Old Telephone Exchange, Long Lane, Hermitage, Thatcham, Berkshire RG18 9QS

01635 201660

www.yarnfest.co.uk**Tues, Thurs, Fri 10am-5.30pm, Weds 10am-8.15pm,****Sat 9.30am-5.30pm, Sun 10.30am-4pm****Knit & Natter Thurs 2-4pm****Drop-in Craft Club Weds 6.30-8.30pm**

With personal service, several craft groups to visit each week, and a coffee area and garden, YarnFest is a haven for knitters and crocheters! In addition to Katia, AdriaFil, Stylecraft, Lane Mondial, Sirdar, and King Cole, YarnFest also offers independent yarn brands. Support for local crafts means you can find unique souvenirs in the form of hand-turned yarn bowls and handmade wooden buttons. The shop is just round the corner from Newbury Showground.

LONDON

Knit with Attitude

127 Stoke Newington High Street, London N16 0PH

020 7998 3282

www.knitwithattitude.com**Mon-Sat 10am-6pm, Sun 12-6pm**

Knit With Attitude focuses on ethically, environmentally and sustainably produced yarns from around the world. The shop ensures that all the yarns in stock can be traced back to good practices at all levels, from animal welfare to fair wages and good working conditions

for employees. This care and attention mean that most of the yarns in store come from small producers and companies who are equally passionate, such as John Arbon (an independently-owned mill in Devon), Manos del Uruguay (certified Fair Trade), Växbo Lingarn (from a traditional watermill in Sweden), Hedgehog Fibres (independently hand-dyed yarns from Ireland), Hey Mama Wolf (naturally dyed yarn from Germany), Purl Alpaca (undyed British alpaca), and Fyberspates (a British company ethically sourcing yarns from Peru).

The London neighbourhood of Stoke Newington has a fierce independent spirit and small village vibe.

Loop **SEE OFFER ON P28!**

15 Camden Passage, Islington, London N1 8EA

020 7288 1160

www.loopknitting.com**Tues-Sat 11am-6pm, Late opening Thurs 7.30pm, Sun 12-5pm**

Any seriously dedicated yarn enthusiast will eventually make the pilgrimage to Loop in the capital! The north London shop showcases the most beautiful and unique yarns and haberdashery that owner Susan Cropper can find – she sources one-of-a-kind and quirky tools, and attends vintage fairs looking for unusual things for the shop. It's always a treat to visit.

Loop works closely with independent yarn producers and dyers, as well as designers who make patterns from some of the yarns the shop stocks. In store you'll find UK hand-dyed brands Eden Cottage Yarns, Old Maiden Aunt, The Uncommon Thread, as well as Quince + Co., Brooklyn Tweed and mYak. Located in the heart of Islington, an incredible range of restaurants and cafés, the Almeida Theatre and the Union Chapel guarantee a great visit.

Wild and Woolly

116 Lower Clapton Road, London E5 0QR

020 8985 5231

www.wildandwoollyshop.co.uk**Tues-Sat 10.30am-6pm, Sun 12-4.30pm**

A haven in the big city, Wild and Woolly contains an impressive range of natural fibres from small-scale, independent producers in the UK and Europe. Owner Anna Feldman says that her goal is to get people knitting and finishing what they knit, with the idea that she is selling them a sweater-to-be rather than just expanding their stash!

Yarn brands include the beautiful, the unique and the quirky, including: De Rerum Natura, Kalinka Linen,

SHOPPING GUIDE

Onion, West Yorkshire Spinners, Baa Ram Ewe, Rosy Green, Fyberspates, Malabrigo, and Town End Alpaca, plus a handful of indie dyers such as The Wool Kitchen, Travelknitter, Annabel Williams and Kettle Yarn Co. Wild and Woolly is a must-visit for some amazing fibre finds! Nearby is National Trust hotspot Sutton House, and an interesting collection of independent shops.

SOUTH WEST

Alterknit Universe

39 Main Road, Cleeve, North Somerset BS49 4NS

www.alterknituniverse.co.uk

Thurs-Sun 11am-5pm

Knitting Group Sun 1-5pm

Alterknit Universe is a mecca for natural, recycled, local and ethical fibres. From a wide range of West Yorkshire Spinners' yarns to coveted skeins of indie-dyed Stranded Dyeworks yarns, as well as gorgeous spinning fibre, anyone travelling near Bristol can stop by to pick up a special souvenir. Knowledgeable staff offer help with patterns and projects, and the shop hosts a weekly knitting group, as well as classes and workshops.

Ashley's Wool Shop

62 Dyer Street, Cirencester, Gloucestershire GL7 2PF

01285 653245

www.facebook.com/Ashleyswool/

Mon-Weds 9.30am-4.30pm, Fri-Sat 9.30am-4.30pm

Ashley's Wool Shop is a family-run business established in 1952. The shop stocks yarn, accessories and patterns.

The Crafty Knitter **SEE OFFER ON P28!**

103 Bargates, Christchurch, Dorset BH23 1QQ

01202 474449

sales@thecraftyknitter.co.uk

www.thecraftyknitter.co.uk

Mon-Sat 9.30am-4pm

The Crafty Knitter is at the centre of the local knitting and crocheting community, offering Knit & Knatter, Crochet & Chatter and courses at the shop, as well as a Wednesday evening Stitch n' Bitch at the local pub, the Arcado Lounge. In addition to a thriving social calendar, the shop supplies Stylecraft, Sirdar, King Cole, Rico and Rowan yarns. Situated in the historical town of Christchurch, the family can visit castle ruins and a quay while you spend time with fellow yarn addicts.

Cricklade Needlecrafts

89a High St, Cricklade, Swindon, Wiltshire SN6 6DF

01793 750604

info@crickladecrafts.co.uk

www.crickladecrafts.co.uk

Mon 10am-12.45pm, 2-4pm

Tues 9am-12.45pm, 2-4.45pm

Weds 10am-12pm

Thurs 9am-12.45pm, 2-4.45pm

Fri 9.15am-12.45pm, 2-4.30pm

Sat 9.30am-4pm

King Cole, Opal, Regia, Rowan, Sirdar, Sublime, Debbie Bliss and SMC, plus a range of accessories, can all be found on a visit to Cricklade Needlecrafts.

Frangipani

White Cross, Cury, Helston, Cornwall TR12 7BG

01326 240367

jan@guernseywool.co.uk

www.guernseywool.co.uk

Mon-Fri 9am-5pm

Frangipani is home to 100% British Worsted 5-ply Guernsey Wool. Jan and Russ have been supplying knitters for over 20 years, and have built their range up to a huge 28 colours, including some unusual shades like pinks and green. The yarn is spun and dyed in Yorkshire mills, and supplied on 500g cones as this is both great value and ensures fewer joins.

John Arbon Textiles

19 Queen St, Lynton, North Devon EX35 6AA

01598 752490

john@jarbon.com

www.jarbon.com

Mon-Fri 10am-4.30pm

John Arbon Textiles shop is the retail outlet for the yarns produced at the company's mill – a small-scale specialist worsted processing and spinning mill.

John Arbon Textiles has made its name by using local, organically farmed, environmentally friendly natural fibre whenever possible. The ranges include the popular Knit By Numbers, which is organically farmed Falklands Merino spun into 4ply and DK yarn, with a staggering 100+ tonal shades from which to choose. The Devonian line is a beautiful blend of three locally reared sheep fibres spun into 4ply and DK yarn weights in 14 gorgeous shades.

Located in the middle of Exmoor, the Lynton coast is close by, with cliff railways and the Valley of Rocks being just a couple of its many attractions.

Knit & Stitch

56 Fore Street, St Marychurch, Torquay,
Devon TQ1 4LX

01803 411415

www.knitstitchcraft.co.uk

Tues-Sat 9am-4.30pm

Near to the Bygones, a family attraction featuring a recreated Victorian street, the Babbacombe Model Village, and the Babbacombe Cliff Railway, Knit & Stitch is perfectly situated to tempt any knitter or crocheter on a visit to Devon. Pick up some West Yorkshire Spinners, Rico, King Cole, Stylecraft or James C. Brett yarn, and chat to friendly staff who are ready to help with your pattern challenges.

Mandy Wools Wells Knitting Centre

5 Mill Street, Wells, Somerset BA5 2AS

01749 677548

shirley@mandywools.fsnetco.uk

www.mandywools.co.uk

Mon-Sat 9.15am-4.30pm

Styled on the traditional wool shops of old, visitors to the shop are encouraged to take their time and chat with staff to ensure the perfect purchase.

Mother Goose

10a Market St, Nailsworth, Stroud,
Gloucestershire GL6 0BX

01453 298725

emma@mothergooseonline.co.uk

www.mothergooseonline.co.uk

Mon-Sat 9.30am-5pm

Visitors to the Cotswolds can pop by Mother Goose to pick up a wide range of craft supplies and kits, mainly sourced from the UK.

Purl A Row

31 Eastcliffe Road, Par, Cornwall PL24 2AQ

07788 240158

www.purlarow.co.uk

Mon, Wed, Fri 9.30am-2.45pm,

Tues 9.30am-2.45pm, 7-9pm

Thurs 9.30am-3.45pm, Sat 10am-1pm

Purl A Row specialises in hand-dyed yarns and champions local yarn. West Yorkshire Spinners, King Cole and Cygnet round out their yarn supply. Nearby attractions include the Eden Project, and the Lost Gardens of Heligan. The shop is just a two-minute walk from the Par train station.

Spin A Yarn

26 Fore Street, Bovey Tracey, Devon TQ13 9AD

01626 836203

info@spinayarndevon.co.uk

www.spinayarndevon.co.uk

Mon-Fri 10am-5pm, Sat 10am-4pm

Spin A Yarn stocks yarns, spinning fibres, accessories, books and patterns, and kits and gifts.

wool

19 Old Orchard Street, Bath BA1 1JU

01225 469144

www.woolbath.co.uk

Mon-Sat 9.30am-5.30pm

A visit to the scenic Roman Baths is even more appealing when you know there is a lovely little yarn shop just around the corner! wool carefully sources beautiful yarns from all over the UK and the world, and encourages visitors to take their time, squish the yarn and enjoy the friendly service they'll find inside.

Yarns in their ranges include old favourites such as King Cole, Rowan, Adriafl and Rico, with exquisite Fyberspates, Coop Knits, Erika Knight and West Yorkshire Spinners ensuring a special souvenir of a visit to this UNESCO World Heritage Centre.

A Yarn Story

128 Walcot Street, Bath BA1 5BG

01225 429239

hello@ayarnstory.co.uk

www.ayarnstory.co.uk

Mon-Sat 9.30am-5pm, Sun 11am-4pm

A Yarn Story focuses on high-quality, hand-dyed fibres of wool, alpaca, silk and cashmere – including their own in-house brand, Walcot Yarns, which is available in a wide range of colours. The shelves are filled with brands from around the world such as Brooklyn Tweed, House of A La Mode, Sweet Georgia Yarns, The Fibre Co., Julie Asselin and Shibui Knits. British brands include Townhouse Yarns, John Arbon, Rosy Green and Hedgehog Fibres.

A Yarn Story is situated in Bath's Walcot Street Artisan Quarter, which is full of wonderfully creative, independent shops to explore – they recommend popping into Didi Cakes after you stock up on yarn!

CENTRAL & MIDLANDS

The Fibreworks **SEE OFFER ON P29!**

10a Middle Row, Chipping Norton, Oxon OX7 5NH
01608 645970
www.thefibreworks.co.uk

Tues-Sat 10am-5pm

Knit Night Weds 6-8pm

The Fibreworks is a small shop packed with colour and a wide range of yarns, with a focus on natural fibres and yarns from small-scale producers such as The Fibre Co. and local spinners and dyers. Yarn lovers will also find West Yorkshire Spinners, Lang, Rowan, Rico and Erika Knight. Located between Oxford and Stratford in the midst of the glorious Cotswold countryside, it is a must-see for those visiting the Rollright Stones, Blenheim Palace, the Cotswold Wildlife Park and picturesque Cotswold villages.

Jools Wools

1A High St, Finedon, Wellingborough,
Northamptonshire NN9 5JN
01933 680119
joolswools@outlook.com

www.facebook.com/JoolsWoolsFinedon

Tues-Sat 10am-5pm

Jools Wools aims to fill all knitting and crochet needs!

Knit One **SEE OFFER ON P29!**

11 Pocklington's Walk, Leicester LE1 6BU
0116 254 0650
alisonknitone@gmail.com
www.knitone.uk.com

Mon-Weds 10.30am-5pm, Thurs-Sat 10.30am-4.30pm

At their new premises, Alison and the team offer a fantastic variety of yarns, cherry-picked from the best yarn suppliers such as Rico, Sirdar, Sublime, Rowan, Fyberspates, Katia, Lang and plenty more. They also run knitting and crochet classes all year.

Knitique

7 Tudor Row, Wade St, Lichfield
Staffordshire WS13 6HH
01543 417700

enquiries@knitique.co.uk
www.knitiqueonline.com

Tues-Sat 9.30am-4.30pm

Knitique's yarn offerings include Hayfield, Sublime, Rico, Stylecraft, King Cole, Wendy and Sirdar. Patterns and workshops also support yarn lovers.

The Knitting Market

Stalls D16/D17, Birmingham Rag Market,
Edgbaston Street, Birmingham B5 4RB
07834 898627

andrea@theknittingmarket.co.uk
www.theknittingmarket.co.uk

Tues, Thurs, Fri 9am-5pm, Sat 9am-5.30pm

Cygnnet, Ella Rae, Debbie Bliss, Stylecraft, King Cole and Sirdar are on offer at The Knitting Market, as well as crochet kits and CAL patterns and supplies.

Oxford Yarn Store

3 North Parade Ave, Oxford, Oxfordshire OX2 6LX
01865 604112

info@oxfordyarnstore.co.uk
www.oxfordyarnstore.co.uk

Mon-Sat 10am-6pm, Thurs late opening 10am-8pm

Oxford Yarn Store stocks natural fibre yarns from Britain and beyond, including Rowan, Debbie Bliss, Jamiesons, Isager and The Fibre Co.

Thread the Love

Churchside Arcade, Little Church Street, Rugby,
Warwickshire CV21 3AW
07904 271746

www.threadthelove.co.uk

Tues-Wed, Fri-Sat 10am-5pm, Thurs 10am-2pm

Workshops Thurs 6-9pm & Sun

New in town is Thread the Love, a sanctuary for all things yarny. Owner Amber backs indie dyers and small producers, with Vicki Brown Designs, Woolly Mahoosive and Spectrum Fibre gracing the shelves. The popular Wool & The Gang and Katia are also in stock, alongside a range of craft supplies and goodies. Thread the Love hosts workshops from arm knitting to macramé and embroidery. Rugby School is a main attraction, with the Rugby Art Gallery and a variety of independent shops on offer as well. The famous Toft Alpaca Farm is only a 15-minute drive away, so why not combine visits?

The Wool Shop

13 Broad Street, Ludlow, Shropshire SY8 1NG
01584 872988

www.ludlow-woolshop.co.uk

Mon-Sat 9.30am-4.30pm

A trip to Ludlow Castle will be made all the better when you can pop into The Wool Shop. Claire Brindley hopes to pass on her passion for knitting, crochet and quilting to customers to keep these fantastic crafts alive. The carefully selected range of yarns features Rowan,

PHOTO CREDIT: VICKY BAMFORTH



1



2



3

1 Chill out at Wild and Woolly, London. **2** Head to Fibreworks, Oxfordshire for yarn inspiration. **3&6** Loop, London, is worth a detour in the capital for on-trend yarns and accessories. **4** The colourful Fibre Lounge, Hertfordshire, is injecting fun into yarn crafts. **5** Take time to fit in a fun workshop at Thread the Love, Rugby.



4



5



6

SHOPPING GUIDE

Sirdar, DMC, King Cole, Wendy, Peter Pan, Navia and Sublime, providing quality materials to make a garment or heirloom that knitters and crocheters can cherish for many years. Tourist attractions in Ludlow include the Ludlow Food Festival, the Medieval Festival and the Spring Festival at the castle, a local market in the town square held most days of the week, and many historical buildings with blue plaques (The Wool Shop included!).

NORTH WEST

Black Sheep Wools Craft Barn

Warehouse Studios, Glaziers Lane, Culcheth, Warrington, Cheshire WA3 4AQ

01925 764231

www.blacksheepwools.com

Mon-Sat 9am-5pm, Sun & Bank Holidays 10am-4pm

Although Black Sheep Wool's Craft Barn is one of the largest yarn shops in the UK, the dedicated owners and staff still view it as a village wool shop run by yarn enthusiasts. With a tea shop and workshop area, visitors can easily make a day trip of it!

Black Sheep Wools hosts workshops by big names including Kaffe Fassett, Jane Crowfoot, and Arne and Carlos. Brands stocked include Scheepjes, Sirdar, Coop Knits, Baa Ram Ewe and Rowan.

Located five minutes from the M6 and M62, it's a great place to stop en route to the Lake District or North Wales.

Friary Stitch

2-4 Bethlehem St, Grimsby, Lincolnshire DN31 1JU

01472 357800

www.friarystitch.co.uk

Mon-Sat 9am-4pm

Yarns to patterns, hooks to needles, and all the embellishments in between can be found in the Friary Stitch store in Grimsby.

Handmade by You

38 Curzon St, Maryport, Cumbria CA15 6DA

handmadebymarport@gmail.com

www.facebook.com/Handmadebymarport

Mon-Tues 9am-4pm, Wed 9am-2pm

Thurs-Sat 9am-4pm

Handmade by You sells supplies for knitters and crocheters as well as wares from local crafters.

Horncastle Hobby House

25 North Street, Horncastle, Lincolnshire LN9 5DX

01507 522659

info@horncastlehobbyhouse.co.uk

www.horncastlehobbyhouse.co.uk

Mon-Tues, Thurs-Sat 9am-4.30pm

Horncastle Hobby House is a wonderfully traditional craft shop, stocking supplies for crochet, knitting and needle felting.

Mrs Johnson's Emporium

29-31 Bond Street, South Shore, Blackpool FY4 1BQ

01253 404550

www.MrsJohnsonsEmporium.co.uk

Mon-Sat 9am-4pm, Tues 9am-6pm

Bank Holidays 12-4pm

Sundays July-October 12-4pm

Situated in a former Victorian bank, Mrs Johnson's Emporium gives visitors the feeling of stepping back in time. The vast space is crammed with luscious colours and crafting delights. A full range of Stylecraft yarns are always in stock, with selections from King Cole, James C. Brett, Rico, Sirdar and Grundle also filling the shelves. A selection of more than 8,000 buttons means even the pickiest cardigan maker can find the perfect fastening! With all the family delights of Blackpool, including The Pleasure Beach, The Sand Castle and Blackpool Tower on offer, Mrs Johnson's Emporium should be an easy destination to fit into the holiday schedule.

Sew-In **SEE OFFER ON P29!**

www.myknittingyarnandwool.co.uk

Marple shop: 46 Market Street, Marple,

Cheshire SK6 7AD

0161 427 2529

Mon-Sat 9am-5.30pm

Cheadle shop: 43 Wilmslow Road, Cheadle,

Stockport, Cheshire SK8 1DR

0161 376 8643

Mon-Sat 9am-5.30pm

Buxton shop: 1 Spring Gardens, Buxton,

Derbyshire SK17 6BJ

01298 26636

Mon-Sat 9am-5pm, Sun 11.30am-4pm

The three Sew-In shops stock West Yorkshire Spinners, Sirdar, Sublime, Rowan, Rico and King Cole yarns.

Sew-In Marple is situated in the heart of Marple town centre, close to the junction of the Peak Forest and Macclesfield canals, and a 20-min drive to the Peak District National Park.

Sew-In Cheadle is on the edge of Cheadle Village, near the main shopping area, and 20 mins from Manchester Airport and the city centre.

Sew-In Buxton is located in the centre of the Peak District spa town of Buxton. Visitors to the Peak District National Park can find the beautiful hand-dyed Peak District Yarns in the shop – yarn inspired by the colours of the local landscape – a perfect souvenir!

NORTH EAST

Cold Spring Mill

Haworth Road, Cullingworth, Bradford,
Yorkshire BD13 5EE

01535 275646

sales@coldspringmill.co.uk

www.coldspringmill.co.uk

Mon-Sat 10am-5pm, Sun 10am-4pm

Coldspring Mill is home to the aptly named Knitter's Paradise, a huge 2,000sq ft shop filled with leading brands including Sirdar, Hayfield, Snuggly, West Yorkshire Spinners and more.

Fine Fettle Fibres **SEE OFFER ON P29!**

Studio 6, Gallery 45, 45 Main Street, Felton,
Morpeth, Northumberland NE65 9PP

01670 600001

www.finefettlefibres.uk

Wed, Fri, Sat 10am-5pm

For a truly British yarn souvenir, plan a visit to Fine Fettle Fibres during your holidays! A champion of artisan yarns and local designers, the shop specialises in British and fair trade yarns in natural fibres, including a selection of local hand-dyed and hand-spun yarns. The shop stocks patterns from local professional designers, and yarn brands include Baa Ram Ewe, Blacker, Cambrian Mountains Wool, Erika Knight, Garthenor, Jamieson & Smith, Walcot Yarns, Whistlebare, BareFaced, Natural Born Dyers, and Manos del Uruguay. Owner Judith Goodfellow offers support for customers as well with knitting groups and workshops.

Just a mile off the A1, nearby is Alnwick Castle, Northumbrian beaches, and Howick Hall. Fine Fettle Fibres is part of Gallery 45, a shopping area dedicated to craft-related businesses.

A Good Yarn **SEE OFFER ON P29!**

50 Oole Road, Cleethorpes, NE Lincolnshire DN35 8LR
01472 508707

www.agoodyarn.co.uk

Tues-Wed, Fri-Sat 10am-4pm, Thurs 11am-4pm

A Good Yarn is a boutique-style shop designed with décor that entices visitors to stay awhile – including a chandelier, knitted wallpaper and Milly, the Shoodle shop dog. In addition to their own hand-dyed yarns, A Good Yarn is a Bergère premium stockist, and Sirdar, Sublime, Rowan, Fyberspates, West Yorkshire Spinners, Scheepjes, Rico, Regia and Opal are also in store. Cleethorpes boasts a beach, coastline and pier for the family – after a ride on the Light Railway, or renting a boat on the lake, enjoy fish and chips on the pier and pop into the shop for some yarn!

Lucy Locket Land

53 Dovedale Road, Seaburn, Sunderland SR6 8LP

lucylocketland@outlook.com

www.lucylocketland.co.uk

Tues-Fri 10am-4pm, Sat 10am-4.30pm

Skills Club Mon 6-9pm

Knit Group Tues 6.30-8.30pm

Lucy Locket Land is more than just a shop: it is a meeting place and creative hub where ideas and enthusiasm are shared. The overriding ethos of the shop is a sense of community and that crafting helps – mentally, emotionally, physically. The kettle is always on, visitors are encouraged to sit and chat about their influences, interests, projects and plans and leave as friends. Owner Lucy McKelvey stocks all natural fibres and mostly small UK producers: her own Lucy Locket Land Yarns, Jamieson & Smith, Jamieson's of Shetland, alpaca from The Border Mill, alpaca from individual animals, Adriafl and Opal sock yarn. Also in shop is a range of locally produced art and craft items to support small-scale producers.

Wensleydale Longwool Sheep Shop

2 Kelberdale Court, Market Place, Leyburn,
North Yorkshire DL8 5AW

01969 623558

sales@wensleydalelongwool.co.uk

www.wensleydalelongwool.co.uk

Tues-Thurs 10am-4pm, Fri-Sat 9am-4pm

Truly British wool awaits you at Wensleydale Longwool. Their yarn is worsted, spun, dyed and balled locally in Yorkshire, and available in aran, DK and 4ply weights.

The York Makery **SEE OFFER ON P29!**

36 Gillygate, York YO31 7EQ

01904 864153

www.theyorkmakery.co.uk

Tues-Sat 10am-5pm

A modern, colourful craft shop with a bright style that aims to inspire. All skill levels are welcome. The shop focuses on British yarns: West Yorkshire Spinners, Baa Ram Ewe, Socks Yeah! and Fyberspates. Customers will also find mainstream brands including James C. Brett, Sirdar, DMC and Cygnet. The York Makery is perfectly situated, with a view of York Minster and Walls from the back garden. The York Art Gallery, York Museum and Gardens, the National Railway Museum, and a host of other attractions and eateries are all close by.

Woolaballoo

The Dartmoor Suite, The Courtyard, Langley Park, Durham DH7 9XE

0191 580 0103

www.woolaballoo.com

Tues-Fri 9am-3pm, Sat 10am-4.30pm

Woolaballoo offers predominantly British yarns and kits, as well as unique gifts and craft accessories. West Yorkshire Spinners, Stylecraft, Bergère de France, Zauberball and Rico line the shelves alongside guest indie dyers. Located about four miles from the heart of Durham, travellers will find free parking and a range of independent shops as well, including a handmade chocolate shop and a gorgeous café.

EAST

ColorCraft

1 Emson Close, Saffron Walden, Essex CB10 1HL

01799 522607

colorcraftsw@hotmail.co.uk

www.colorcraftsw.com

Mon-Sat 9.30am-5pm (Thurs times may vary)

Colorcraft aims to help people create their own arts and crafts and learn new skills.

The Fibre Lounge **SEE OFFER ON P31!**

15 High Street, Kings Langley, Hertfordshire WD4 8AB

07917 862448

www.thefibrelounge.com

Tues-Wed, Fri-Sat 10am-4pm, Thurs 12-6.30pm,

Sun 11am-3pm

The Fibre Lounge, formerly known as Komodo Knits,

stocks a variety of luxury, quirky and affordable yarns, including Mondial, Katia, Bobbiny T-shirt and cord yarns, West Yorkshire Spinners, Mrs Moon, Rosy Green Wool, plus a whole host of independent dyers. Owner Louisa Sheward says the aim is to inject fun into fibre crafts, keeping things modern and interesting. Visitors are encouraged to stay and explore the shop, and be inspired by the host of workshops on offer, from crochet and knitting to spinning, weaving, and macramé.

Knitting Needle Lane

01223 561865

camilla@knittingneedlelane.co.uk

www.knittingneedlelane.co.uk

Visit Knitting Needle Lane at Cambridge Market every Sunday, or you can find their stock at Sewing Dazes in Witchford (CB6 2HY) and The Cambridge Fabric Company in Cambridge (CB2 3PP).

Sconch

Unit 15abc, Blake House Craft Centre, Blake End, Nr Braintree, Essex CM77 6RA

01376 743123

www.sconch.com

Tues-Sat 10am-5pm, Sun 10am-4pm

Sconch is a family-run business – lucky travellers visiting may be served by owner Sam Conway's five-year-old daughter! Sconch offers Craft n' Cake sessions on most days, with a clean, uncluttered aesthetic and the space to browse in comfort. Yarns in stock include Rowan, King Cole, Stylecraft, Cygnet, Rico Design, Caron, and James C. Brett, plus several indie dyers such as colourful Easyknits and sumptuous Town End Alpacas. Notions include a large range of needles, hooks and accessories. The shop is situated in a craft centre with a restaurant and tea room; a park and mini golf course are nearby.

The Wool Cabin (Essex)

sandra_woolcabin@hotmail.com

www.woolcabin.co.uk

Mon-Sun 9am-5pm

Clacton shop: 28 High Street, Clacton-on-Sea, Essex CO15 1UQ

01255 428352

Frinton shop: 71 Connaught Ave, Frinton-on-Sea,

Essex CO13 9PP

01255 674456

The Wool Cabin boasts that it's the largest yarn retailer in the area, with more than 250 yarns in stock. Visitors will find a wide range of crochet and knitting supplies.

SCOTLAND

The Scottish yarn industry is rich in history. If you're heading north for your holidays, don't miss the opportunity to drop in on a yarn shop.



Castle Stalker, Appin, Scotland.

The Border Tart

Cheviot House, Chesters, Hawick, Scottish Borders
TD9 8TH

07900 522651

thebordertart@gmail.com

www.tartsart.co.uk

Fri-Sun 10am-4.30pm

Lindsay Roberts is behind The Border Tart brand. She offers indigo-dyed yarn and fibre for knitting, crochet and weaving. Fibres include British wools, merino, linen, silk, alpaca and yak. Her workspace is in the small village of Chesters, five miles from the border with England. A holiday cottage nearby entices visitors to stay.

Craic'n'Yarn

15A Main Street, Drymen, Stirlingshire G63 0BQ

01360 661476

www.craicnyarn.com

Mon 2-5pm, Tues, Thurs, Fri-Sat 10am-5pm

Craic'n'Yarn loves British/Scottish fibres and natural yarns – yarns with a story are a favourite! This is the place to get an extra-special memento of natural yarn, such as local, hand-dyed yarn from Strathearn Fleece and Fibre, Kate Davies Buachaille, The Knitting Goddess, Baa Ram Ewe, West Yorkshire Spinners, Jamieson & Smith, Erika Knight and Opal sock. Craic'n'Yarn sits at the southeast end of Loch Lomond.

The village of Drymen, 45 minutes from Glasgow and Stirling, is on the West Highland Way, with great pubs and shops dotting the magnificent hills and Scottish countryside.

Ginger Twist Studio

11 London Road, Edinburgh EH7 5AP

07599 479445

www.gingertwiststudio.com

Mon, Wed, Fri-Sat 11am-5pm, Thurs 11am-6pm,

Sun 11am-4pm

Tourists to Edinburgh won't want to miss Ginger Twist Studio – the adorable aqua exterior beckons knitters and crocheters to pop inside the petite shop. Owner Jessica James-Thomson carefully curates a range of yarns squeezed into the tiny space, including her own range of luxury hand-dyed yarns (Ginger's Hand Dyed), West Yorkshire Spinners, Brigantia, Brooklyn Tweed and more.

A ten-minute walk from Holyrood Palace and the Parliament, visitors can pick up a holiday yarny keepsake, from exquisite lace weight to fun chunky wool, while they're exploring the city.

Jinty and Baa Needlecrafts

27 Marine Parade, Kirn, Dunoon, Argyll PA23 8HF
01369 707756

www.jintyandbaa.co.uk

Mon-Tues, Weds 9.30am-1.30pm

Thurs-Sat 9.30am-4pm,

Visitors to the bright and colourful Jinty and Baa Needlecrafts are invited to come in, have a seat and knit or crochet to their heart's content. The friendly staff are on hand with pattern advice and help. In addition to Rico, Stylecraft, West Yorkshire Spinners, King Cole, Wendy, Zauberball, Malabrigo, Manos Del Uruguay and DMC, the shop also has trendy Scheepjes Whirls, Crystal Palace Mini Mochi, and some hand-dyed skeins. Knitting and crochet notions from Prym, Knit Pro and Hiya Hiya join kits, books and bags on the shelves. The picturesque location, Dunoon, is on the west coast by the sea, and is classed as the gateway to the Scottish Highlands – perfect for a picturesque holiday with fabulous walks and outdoor activities.

New Lanark Mill Shop

New Lanark Mills, New Lanark, South Lanarkshire

ML11 9DB (M11 9BY for sat navs)

01555 661345

www.newlanarkshop.co.uk

Mon-Sat 9am-5pm, Sun 10am-5pm

All profits from sales in the New Lanark Mill Shop are returned to New Lanark Trust, a Registered Scottish Charity, to continue the conservation and development of the historic mill village for future generations to enjoy. The only yarn the Mill Shop stocks is its own 'New Lanark Yarn', with textile ranges including Eribe, Tweedmill and Bronte. New Lanark also launched the world's first Organic Tartan in 2015, fully certified by the Soil Association. The historic village of New Lanark is one of Scotland's six UNESCO World Heritage Sites, located one hour from Glasgow and Edinburgh, on the banks of the beautiful Falls of Clyde. While the village was originally a cotton spinning mill village, visitors can now see New Lanark woollen yarn being spun on the historic textile machinery.

Wool for Ewe

83-85 Rosemount Place, Aberdeen AB25 2YE

01224 643738

www.woolforewe.com

Tues-Sat 9.30am-5.30pm

With the promise of 'yarn for every budget, patterns for every style', visitors are unlikely to walk away from

Wool for Ewe empty-handed! A wide range of brands includes Lopi, Jamieson's of Shetland, Rowan, Debbie Bliss, Sublime, Sirdar, Woolcraft, Stylecraft, DMC, Baa Ram Ewe, Erika Knight, Juniper Moon Farm, Cygnet, Regia, Viridian Yarns and Zauberbäll.

In addition, the shop supports local indie dyers such as Cookston Crafts, a local dyer based within 20 miles of the Wool for Ewe, and Accidental Shepherd, which produces yarn from sheep surrounding Aberdeen. Travel souvenirs abound, with yarn bowls from South Lissens Pottery, willow baskets from Deeside, and Harris tweed bags and notions pouches from The Fabulous Mr G.

The Wool Haven

21 Langside Place, Glasgow G41 3DL

07401 594385

thewoolhaven@gmail.com

www.thewoolhaven.com

Tues, Thurs, Fri-Sat 10am-5.30pm,

Wed 1-8pm (including classes)

The Wool Haven hosts a vibrant knitting and crochet community, with a monthly Knit2gether group and

regular classes in crochet, knitting, finishing, colourwork and intarsia. Popular yarns include King Cole, Debbie Bliss, West Yorkshire Spinners, Woolcraft, Patons and Regia. The Wool Haven also showcases yarn hand-spun and hand-dyed specifically for the shop, and beautiful wooden yarn bowls made by owner Frances's husband. Haberdashery features Knitpro Symfonie, Zing, Nova and Pony brands.

The Wool Haven is located in Glasgow Southside's Langside area, next door to the Queen's Park.



A patchwork of grazing fields on the Arran Islands.

WALES

Stunning mountains and an unmissable coastline make Wales irresistible to many visitors, yarn aficionados included! A special skein of yarn is a perfect memento.



Knit One... SEE OFFER ON P31!

Maes Gwyn, Cader Road, Dolgellau,
Gwynedd LL40 1RB

01341 422194

www.knitedolgellau.com

Tues-Sat 10am-5pm

Local yarns from Llanfachreth and Abersoch will give visitors to Knit One a proper Welsh yarn keepsake! In addition to local producers, the shop offers Rowan, Erika Knight, Sirdar, Hayfield, Sublime, Katia, James C. Brett, Stylecraft, Wendy, Adriafl, Baa Ram Ewe and West Yorkshire Spinners. The shop is situated in the historic wool town of Dolgellau, nestled in the foothills of Cader Idris. The Area of Outstanding Natural Beauty surrounding the town is a popular walking and outdoor pursuits destination. Nearby is Coed y Brenin forest and Visitor Centre, for family activities and mountain biking.

Rosemary's Wool Shop

Birmingham House, 22 Alban Square, Aberaeron,
Ceredigion SA46 0AH

01545 905051

www.rosemaryswoolshop.co.uk

Mon-Sat 9:30am-5pm

Walking along the west coast of Wales this summer? Then you won't want to miss Rosemary's Wool Shop in Aberaeron – the shop is just 200 metres off the path. With Wendy, Sirdar, Adriafl, Rico, West Yorkshire Spinners and DMC in store, as well as a small amount of indie-dyed yarn, Rosemary's Wool Shop will give you your yarn fix until you get back home!

Swansea Bay Yarns SEE OFFER ON P31!

88 St Helens Avenue, Swansea SA1 4NN

01792 469171

www.swanseabayyarns.co.uk

Tues-Fri 10am-5.30pm, Sat 10am-4.30pm

Swansea Bay Yarns boasts a wide selection of yarns to suit all budgets, including some premier brands. From a selection of hand-dyed yarn by Debonnaire to local undyed yarn from a farm in Builth Wells, there is something for everyone in the shop! Other brands include Rowan, Rico, Bergère de France, Adriafl, Sirdar, Sublime, Scheepjes, Katia, Schoppel, Regia and Patons. Swansea Bay, the opening to the Gower Peninsula, is just around the corner from the shop, with The Mumbles two miles along the coastal road.

The Wool Croft

9 Cross Street, Abergavenny,
Monmouthshire NP7 5EH

01873 851551

www.thewoolcroft.co.uk

Tues-Sat 9am-6pm

The Wool Croft stocks 'the good stuff': irresistible wools, alpaca, silk and Egyptian cottons in a range of beautiful colours – owner Ginevra Croft notes that some customers say they come in the shop for 'colour therapy'! Notable brands include Ystrad Organics Welsh wool, Cambrian Mountains, Noro, Sublime, Rowan, West Yorkshire Spinners, Regia and Katia. Knit Pro, Pony and Clover cover the needles and haberdashery. The Wool Croft is located in the centre of Abergavenny, opposite the bustling Market Hall. Abergavenny is just off the A465 Heads of the Valleys road and serves as the gateway to Wales and the mountainous Brecon Beacons National Park.

Yarn O'Clock

2 Earl Road, Mold, Flintshire CH7 1AJ

01352 218082

www.yarnoclock.co.uk

Tues-Sat 10am-5pm

Yarn O'Clock strives to keep their stock as natural and local as possible – Fiberspates being one brand that is located nearby. In addition to the luxurious Fiberspates skeins, visitors can pick up some gorgeous shades of John Arbon, Triskelion, The Knitting Goddess, Peak District Yarns, Moel View Yarn, Cambrian Wool and others. The small market town, not far off the A55, features a street market, an outstanding theatre, an array of small businesses and a range of places to dine.



The Wool Croft in Abergavenny is a treasure trove of big brand yarn and local wool – visit for some colour therapy.

Dingle coastline, Ireland.

IRELAND & NORTHERN IRELAND

Dramatic coastlines and traditional farms alongside beautiful towns and cities – there's a lot for yarn lovers to swoon over on the Emerald Isle.



The Knitting Room

99 Malahide Road, Donnycarney, Dublin D03 DY27
01 831 4464

www.theknittingroom.ie

Tues-Sat 10am-5pm

Visitors taking in the sites of Dublin should not miss The Knitting Room to add some craft-related memories to the holiday! The Knitting Room prides itself on being 'not just a wool shop, but a community of crafters', with knitting and crochet classes for all levels, and a kids' club as well. Yarns include Debbie Bliss, Rico, Stylecraft, Noro, King Cole, Rosarios4 and Mondial. Located on the road from Dublin city to the beautiful coastal village of Malahide, the shop is also near the historic William Chambers house and Casino Marino.

Row by Roe SEE OFFER ON P31!

28 Main Street, Limavady, Co Londonderry BT49 0FJ
028 7727 7396

www.rowbyroe.co.uk

Tues-Fri 9.30am-5pm, Sat 10am-5pm

Row by Roe is a quirky and modern yarn shop in Limavady in the Roe Valley. Stop by to pick up some gorgeous, local, hand-dyed yarn from Woolly Adventures, DyeCandy and Fine Fish Yarns. Also on offer are Rico Creative, Viridian sock yarn, West Yorkshire Spinners, Studio Donegal, Stylecraft Yarns, Cygnet

Yarns, Adriafl, Lion Brand and Baa Ram Ewe, as well as knitting and crochet accessories and gifts. Of special tourist interest is the location of Row by Roe – the shop is situated on the same street where the famous song 'Oh Danny Boy', The Londonderry Air, was composed. Limavady is a small market town steeped in history and is only a few miles from the Giant's Causeway on the Antrim Coast. Much of the surrounding scenery along the north coast even features in the highly popular fantasy series, *Game of Thrones!*

Yarn with Joanne SEE OFFER ON P31!

33 South Street, Newtownards, Co Down BT23 4JT
028 9122 9434

www.yarnwithjoanne.com

**Mon-Wed, Fri 10am-5pm, Thurs 10am-9pm,
Sat 9.30am-4.30pm**

Yarn with Joanne's strapline is 'Wool, Workshops and Wellbeing'. Central to the shop's ethos is building a community, which is achieved via drop-ins and workshops such as beginner knitting and crochet, amigurumi and therapeutic knitting and crochet. Yarns on offer include stunning Hedgehog Fibres, Studio Donegal, Hooked, DROPS, Stylecraft and West Yorkshire Spinners. A wide range of needles, hooks and accessories are available if you forget to pack your special tools!

Slieve League cliffs,
Co. Donegal.



ONLINE

Travel the British Isles from home with our selection of online retailers who specialise in regional yarns or offer a unique range of kits, patterns and more.



Take a tour of online suppliers of yarns (you can browse in the evenings!).

Artisan Alley UK

www.artisanalleyuk.com

Find all your favourite yarn brands, including Scheepjes, Stylecraft, Three Bears and West Yorkshire Spinners.

Cambrian Mountains Wool

www.cambrianmountainswool.org

www.cambrianwool.co.uk

Cambrian Mountains Wool has rekindled the historic links between local sheep farmers, wool processors, designers, makers and retailers, and sells a range of original wool products from fleece farmed in Wales.

Gorgeous Yarns

www.gorgeouslyarns.co.uk

Specialists in natural fibres, hand-dyed, luxury yarns that are gorgeous to knit or crochet with, and to wear.

Hawkshaw Sheep

Tweedsmuir, Biggar ML12 6QS

01899 636983 www.hawkshaw-sheep-yarn.co.uk

The majority of yarns, fleece and tweed cloth stocked are produced with fleeces from their hill farm's sheep, as well as alpaca. Go to www.hawkshaw-sheep-yarn.co.uk/news to find out where you can meet them at shows.

Hilda Haarhoff Knitwear Design

0782 888 0195 www.hildaknitwear.co.uk

Hilda offers a wide range of services, including knitting and crochet classes and workshops for all levels, as well as contemporary handmade knitwear designed by Hilda and made with the finest quality yarns.

Jackie's Knitwear and Wool Shop

www.jackiesknitwearandwoolshop.com

Find a selection of quality hand-knitted and crocheted items, yarn, buttons, patterns and lots more.

Jacko's Crafty Corner

www.jackoscraftery.com

This one-woman yarn business creates beautiful, high-quality yarns, hand-dyed in small batches.

Knit Knacks

01892 785035 www.theknitknacks.co.uk

Monica Russel designs and supplies knitting kits and patterns. She regularly designs for magazines and has written seven knitting pattern books, as well as creating several designs for yarn companies such as Rooster, UK Alpaca and Jamieson's.

Minerva Crafts

01254 708068 www.minervacrafts.com

Phone lines open Mon-Fri 9am-5pm

A family-run business since 1998, Minerva Crafts' aim is to offer the best products at the best prices with fast, affordable delivery. If you're looking for inspiration, or to learn something new, look at their blogger network, with ideas and projects from all over the world. There's also a series of craft tutorials. Share your finished projects on their sister website, www.lookwhativemade.com.

Seaside Yarns

www.seasideyarns.co.uk

Knitter Gill Hemingway runs her own website from her seaside home to sell yarns and patterns from designers such as Debbie Bliss, Louise Harding and Noro.

Sheepfold Cumbria

www.sheepfold.co.uk

Sue and Alice design unique kits for purses and bags, in a wide variety of sizes and colours to match every outfit, using British wool where possible. See the website to find out what events they'll be attending next.

Unbelieva-Wool

www.unbelievawool.com

This one-woman, home-based business stocks a range of specialist yarn boxes, hand-dyed yarns and is a HiyaHiya stockist. Check out the monthly yarn clubs!

Watercolours & Lace

www.watercoloursandlace.co.uk

Watercolours and Lace hand-paint yarn in a variety of lace weights, from cobweb to 4ply. Fibres are from British flocks and/or spun in the UK where possible. They also design and produce kits and high-quality hand-crafted accessories, such as project bags, needle rolls and stitch markers – all from their studio in Norfolk.

Woolly Wormhead

www.woollywormhead.com

For ingenious patterns, books and tutorials for every kind of hat you could desire, head to Woolly's website.

The Yarn Café

www.theyarncafe.com

They offer yarn, needles, bags, patterns and notions such as stitch markers, DPN holders, row counters and pattern markers. They stock hard-to-find luxury yarns and fine patterns from British suppliers and designers.

Edel MacBride leads a knitting workshop in Donegal, Ireland.



TAKE A KNITTING TOUR

Ever wanted to go on a holiday that's all about the yarn? [KnittingTours.com](https://www.knittingtours.com) provides tailored tours to Ireland and Scotland for an authentic experience.

Travel and tourism company [KnittingTours.com](https://www.knittingtours.com) prides itself on immersing travellers in authentic crafts and knitting experiences that are natural or traditional to the culture-rich country they are visiting. The comprehensive tours include visits to craft studios and knitting workshops, as well as high-quality accommodation, a chance to visit

some of the best local attractions in the area, support from a friendly guide while on tour, and country-based travel planners to create the perfect knitting holiday for yarn fans.

EXPERIENCE IT

If you've always wanted to know how to knit the wonderfully traditional Aran jumper, the

history of the wools used and more techniques that originate from Scotland and Ireland, then the nine-night tour of South of Ireland visiting the Aran Islands will be a dream holiday. Or, if the dramatic coastline of Giant's Causeway is on your bucket list, the nine-night Donegal and Causeway Coast tour, which includes workshops with expert



Ready for a workshop with This Is Knit, Dublin.



Wool spun into yarn at Knockando Woolmill.



See real yarn industries up close at Studio Donegal, Ireland.

"WE HAD SUCH A WONDERFUL TIME! OUR TOUR GUIDE TOOK EXCEPTIONAL CARE AND MADE EACH EVENT UNFORGETTABLE. I LOVED ALL OF THE INSTRUCTORS AND LEARNED SO MUCH. IT WAS THE TRIP OF A LIFETIME."

Lani Armelin, April 2017



Views of the Mourne Mountains in the South East of Northern Ireland

knitters, will open your eyes to the area. For something a little more relaxing, the six-night Southwest Ireland Luxury Retreat will be just what you need.

KnittingTours.com aim to create unique itineraries that are carefully designed to ensure their customers get the most out of a knitting tour.

REAL EXPERTS

During a tour, you'll take visits to traditional suppliers and yarn

stores in the area to find out more about the local industry. KnittingTours.com work with local textile and clothing producers, knitting and spinning instructors and other craft demonstrators. The emphasis of the tours has always been handmade, local and exceptional quality.

KnittingTours.com is part of the Irish Tourism Group. For more information or for bookings, visit www.knittingtours.com.

KNITTING TOURS 2018

9-NIGHT KNITTING TOURS

Explore Southern Ireland and the Aran Islands, Donegal and Causeway Coast, or Scotland, including the Highlands. Quality accommodation, meals and visits are included, as well as workshops with local and experienced instructors.

South of Ireland with the Aran Islands 12 Aug, 23 Sep

Scotland with the Highlands 17 Sep



Donegal and Causeway Coast 7 Oct

7-NIGHT KNITTING TOURS

Choose Donegal and Galway or Kerry or Kilkenny. See Ireland's stunning scenery and craft locations and take part in great knitting workshops with experienced local instructors. Quality accommodation, meals and visits included.

North West and West Ireland with Donegal and Galway 11 Aug, 8 Sep

Kerry and Kilkenny 19 Aug

6-NIGHT LUXURY RETREATS

Featuring Donegal in the North West of Ireland or Kerry in the South West; with six nights in a luxury resort hotel in the company of experienced knitting instructors. Optional touring is included throughout retreat days. Ideal for the knitter who wants to relax!

North West Ireland Knitting Retreat 22 Sep, 16 Oct

South West Ireland Luxury Retreat 9 Oct



YARN SHOP OFFERS

Cut out your vouchers or take this shopping guide with you to one of the retailers' stores below and grab a great discount! If you're not off travelling this summer, check out the online code for The Crafty Knitter on page 31.

28

£5 OFF!

SOUTH
EAST

IDA'S HOUSE

27 High Street, Caterham on the Hill,
Surrey CR3 5UE
01883 345220
www.idashouse.co.uk
Mon-Tues, Thurs-Sat 10am-5pm
Social Club Tues & Thurs 7-9pm

OFFER DETAILS: £5 off when you spend a minimum of £50 in store. Not to be used in conjunction with any other offers.

Voucher expires on 31 August 2018.

10% OFF!

SOUTH
EAST

YARNFEST



The Old Telephone Exchange, Long Lane,
Hermitage, Thatcham, Berkshire RG18 9QS
01635 201660 www.yarnfest.co.uk
Tues, Thurs 10am-5.30pm, Weds 10am-8.30pm,
Fri 10am-5.30pm, Sat 9.30am-5.30pm
Sun 10.30am-4pm

OFFER DETAILS: 10% off all yarn purchases, valid in store only. Not to be used in conjunction with any other offers.

Voucher expires on 31 August 2018.

10% OFF!

LONDON

LOOP

15 Camden Passage, Islington, London N1 8EA
020 7288 1160
www.loopknitting.com
Tues-Sat 11am-6pm,
Late Opening Thurs 7.30pm
Sun 12-5pm



OFFER DETAILS: 10% off items purchased in London shop. One use only. Not to be used in conjunction with any other offer or loyalty scheme.

Voucher expires on 31 August 2018.

10% OFF!

SOUTH
WEST

THE CRAFTY KNITTER

103 Bargates, Christchurch, Dorset BH23 1QQ
01202 474449
www.thecraftyknitter.co.uk
Mon-Sat 9.30am-4pm



OFFER DETAILS: 10% off when you spend a minimum of £30, valid in store. Not to be used in conjunction with any other offers.

Also see online code on page 31.

Voucher expires on 31 August 2018.

10% OFF!

THE FIBREWORKS

CENTRAL & MIDLANDS

10a Middle Row, Chipping Norton,
Oxon OX7 5NH
01608 645970
www.thefibreworks.co.uk
Tues-Sat 10am-5pm



OFFER DETAILS: 10% off when you spend a minimum of £25 in store. Not to be used in conjunction with any other offer.

Voucher expires on 31 August 2018.

10% OFF!

KNIT ONE

CENTRAL & MIDLANDS

11 Pocklington's Walk, Leicester LE1 6BU
0116 254 0650
www.knitone.uk.com
Mon-Weds 10.30am-5pm
Thurs-Sat 10.30am-4.30pm

OFFER DETAILS: 10% off items purchased in store. Not to be used in conjunction with any other offer.

Voucher expires on 29 September 2018.

10% OFF!

SEW-IN

NORTH WEST

Marple: 46 Market Street, Marple, Cheshire SK6 7AD
Cheadle: 43 Wilmslow Road, Cheadle, Stockport, Cheshire SK8 1DR
Buxton: 1 Spring Gardens, Buxton, Derbyshire SK17 6BJ
www.myknittingyamandwool.co.uk
Mon-Sat 9am-5.30pm



OFFER DETAILS: 10% off when you spend a minimum of £20 in one of Sew-In's stores. Not to be used in conjunction with any other offer.

Voucher expires on 31 August 2018.

10% OFF!

FINE FETTLER FIBRES

NORTH EAST

Studio 6, Gallery 45, 45 Main Street, Felton, Morpeth, Northumberland NE65 9PP
01670 600001
www.finefettlerfibres.uk
Wed, Fri, Sat 10am-5pm



OFFER DETAILS: 10% off when you spend a minimum of £20 in store. Not to be used in conjunction with any other offer.

Voucher expires on 31 August 2018.

10% OFF!

A GOOD YARN

NORTH EAST

50 Oole Road, Cleethorpes, NE Lincolnshire DN35 8LR
01472 508707
www.agoodyarn.co.uk
Tues-Wed, Fri-Sat 10am-4pm, Thurs 11am-4pm



OFFER DETAILS: 10% off items purchased in store. Not to be used in conjunction with any other offer.

Voucher expires on 31 August 2018.

10% OFF!

THE YORK MAKERY

NORTH EAST

36 Gillygate, York YO31 7EQ
01904 864153
www.theyorkmakery.co.uk
theyorkmakery@gmail.com
Tues-Sat 10am-5pm



OFFER DETAILS: 10% off items purchased in store. Not to be used in conjunction with any other offer.

Voucher expires on 31 August 2018.



Visit The Fibreworks in Chipping Norton for lots of yarn goodies and more!

£5 OFF! THE FIBRE LOUNGE

EAST

15 High Street, Kings Langley,
Hertfordshire WD4 8AB
07917 862448

www.thefibrelounge.com

Tues-Wed 10am-4pm, Thurs 12-6.30pm,
Fri-Sat 10am-4pm, Sun 11am-3pm

OFFER DETAILS: £5 off when spending over £40 in store. Valid for one use in store only. Not to be used in conjunction with any other offer.

Voucher expires on 31 August 2018.

10% OFF! KNIT ONE...

WALES

Maes Gwyn, Cader Road, Dolgellau,
Gwynedd LL40 1RB
01341 422194

www.knitonedolgellau.com

Tues-Sat 10am-5pm

OFFER DETAILS: 10% off items purchased in store. Not to be used in conjunction with any other offer.

Voucher expires on 29 September 2018.

15% OFF! SWANSEA BAY YARNS

WALES

88 St Helens Avenue, Swansea SA1 4NN
01792 469171

www.swanseabayyarns.co.uk

OFFER DETAILS: 15% off when you spend a minimum of £30 in store. Not to be used in conjunction with any other offer.

Voucher expires on 31 August 2018.

FREE BAG! ROW BY ROE

NORTHERN IRELAND

28 Main Street, Limavady,
Co Londonderry BT49 0FJ
028 7727 7396

www.rowbyroe.co.uk

Tues-Fri 9.30am-5pm, Sat 10am-5pm

OFFER DETAILS: Free Row by Roe cotton shopper/knitting bag with purchases over £10 in store.

Voucher expires on 31 August 2018.

15% OFF! YARN WITH JOANNE

NORTHERN IRELAND

33 South Street, Newtownards,
Co Down BT23 4JT
028 9122 9434

www.yarnwithjoanne.com

Mon-Wed, Fri 10am-5pm, Thurs 10am-9pm,
Sat 9.30am-4.30pm

OFFER DETAILS: 15% off items purchased in store – excluding items already on sale. Not to be used in conjunction with any other offer.

Voucher expires on 31 August 2018.



10% OFF! THE CRAFTY KNITTER

ONLINE

www.thecraftyknitter.co.uk

OFFER DETAILS: 10% off when you spend a minimum of £30. Use online code **Crafty20**.

Code expires on 30 September 2018.