



"I LIVE IN A BARN!" FOUR MUST-SEE CONVERTED HOMES

OCTOBER 2017

Country Living

hey, y'all
it's

FALL!

**Clever Pumpkins
(Carving Optional!)**

Scary-Good Sweets

**Pretty Wreaths
for Every Door**

plus!



**The Case of
the Perfect
Halloween Party**



Drink
Doughkey's



108

**SWEATER-WEATHER
ESSENTIALS**



EXOTIC EGGPLANT

 S110-7



Find the hue just for you

Discover all the inspiration and color selection tools you need to get rolling at

behrcolorstudio.com

BEHR 
GOOD. BETTER. BEHR.®

ONLY AT
THE HOME DEPOT

Country Living Contents

OCTOBER 2017



So You Want to Live in a **BARN?**

Introducing a cross-country look at modern barn living, including...

62

“We Live in a Modern Barn”

A Tennessee couple built the perfect place to hunt and gather.

70

“I Live in a Kit Barn”

A wine country contractor sent away for the ultimate mail-order backhouse.

78

“I Live in a Neutral Barn”

A Swedish native finds pastoral bliss in Upstate New York.

86

“We Live (it up!) in a Party Barn”

A Delaware artist built a Suburbarn in her very own backyard.

94

plus!

33 Barn Must-Haves

Decorate 'til the cows come home with these farm-inspired staples.

ON THE COVER

Catch cabin fever with our easy DIY pumpkins (see page 23). Photograph by Brian Woodcock; styling by Alison Allsopp; crafting by Sarah Scherf

Contents

OCTOBER 2017

The Check List

- 8 **Bring the Outside In**
Enjoy fall color year-round in a cozy den.
- 13 **Shop Burlap**
This durable fabric takes a delicate turn.
- 14 **Wreath Roundup**
Seasonal wreaths paired with perfect paint colors
- 16 **My Kind of Country**
Architect Gil Schafer shares his favorite finds.



9



The Field Guide

- 17 **Wild for Matte Black**
This understated finish shows its sophisticated side.
- 23 **Cabin Fever**
Pumpkin DIYs with outdoorsy charm
- 34 **What Is It?
What Is It Worth?**
Our appraisers weigh in on your finds.
- 41 **Small of Fame**
Designer James Farmer warms up a sporting cabin.
- 48 **The Collecting Life**
Mary Randolph Carter shares her collection of paint by numbers.
- 51 **Life with Pets**
Dr. Tricia Earley answers your questions.
- 56 **Field Notes**
A seasonal assortment of tips and tricks

8



13



- 16 **Life with Pets**
Dr. Tricia Earley answers your questions.
- 56 **Field Notes**
A seasonal assortment of tips and tricks

16



23

Blue Ribbon Kitchen

- 97 **The Case of the Perfect Halloween Party**
Sips and sweets for a nostalgic Nancy Drew-themed soiree

In Every Issue

- 6 Editor's Note
- 59 Cross-stitch of the Month
- 110 Resource Guide
- 112 Simple Country Pleasures

41



17



97



Call for your free Cruise Guide!

Great Lakes Cruises

CALM WATERS, SCENIC BEAUTY

Explore charming towns and quaint villages as you delight your senses in the natural splendor that surrounds you. On this captivating 8 to 12-day journey, travel in the sophisticated comfort of our modern fleet and experience the intimate atmosphere of small ship cruising.



Call for a
FREE Cruise Guide

1-888-890-7389

PearlSeasCruises.com

Country Living

Treat Yourself!

In honor of Halloween, Country Living editors share the candy they just can't resist.

Rachel Hardage Barrett

EDITOR-IN-CHIEF

EXECUTIVE EDITOR

Laura Kostelny

DESIGN DIRECTOR

Erynn Hedrick Hassinger

MANAGING EDITOR

Amy Lowe Mitchell

STYLE DIRECTOR

Page Mullins

Patricia Haegele

SENIOR VICE PRESIDENT/
GROUP CHIEF REVENUE OFFICER

ASSOCIATE PUBLISHER, SALES
Michelle Balaz

ASSOCIATE PUBLISHER,
GROUP MARKETING DIRECTOR
Christine Rannazzisi Gerstein

GROUP FINANCE
DIRECTOR
David Rockefeller

"I love Red Vines. I pretty much lived on them (with a side of Skittles) during college."

—Laura Kostelny,
Executive Editor

EDITORIAL

FOOD & CRAFTS DIRECTOR **Charlyne Mattox**
SENIOR EDITOR **Madeleine Frank Reeves**
HOMES EDITOR **Jennifer Kopf**
ASSISTANT MANAGING EDITOR **Katie Bowly**
EDITORIAL ASSISTANT **Natalie Schumann**

STYLE & MARKET

ASSISTANT MARKET EDITOR **Alison Allsopp**
ASSISTANT STYLE/DECORATING EDITOR **Alexandra Schmitt**

ART

DEPUTY ART DIRECTOR **Maribeth Jones**
ASSISTANT ART DIRECTOR **Leah Dankertson**
DIGITAL IMAGING SPECIALISTS **Steve Fusco**,
Matthew Montesano

PHOTO

PHOTOGRAPHER **Brian Woodcock**
PHOTO EDITOR **Sarah Hudgins**

ONLINE

SITE DIRECTOR **Lauren Matthews**
DEPUTY EDITOR **Michelle Proffis**
FEATURES EDITOR **Maria Carter**
LIFESTYLE EDITOR **Taysha Murtaugh**
WEB EDITOR **Jessica Mattern**
SOCIAL MEDIA EDITOR **Kelly O'Sullivan**
SOCIAL VIDEO PRODUCER **Kerri Schreiber**
WEB EDITORIAL ASSISTANT **Madison Alcedo**
INTERNS **Katina Beniariis**, **Carly Breit**

CONTRIBUTORS

Lucy Barr, **Marsha Bemko**, **Carter Berg**,
Heather Bullard, **Catherine Burke**,
Mary Randolph Carter, **Jeanne Lyons Davis**,
Marsha Dixey, **Helaine Fendelman**,
Elizabeth Finkelstein, **David Hillegas**,
Elizabeth Jenkins, **Kate Johnson**,
Richard Kollath, **Stephanie Gibson Lepore**,
Edward McCann, **Caroline Collins McKenzie**,
Susan Roberts McWilliams, **Bene Raia**,
Sarah Scherf, **Catherine Strawn**,
Serena Thompson, **Bradley Nesbitt Weatherly**,
Holly Williams, **Mike Wolfe**

EDITOR EMERITUS

Rachel Newman
EDITORIAL OFFICE 205-795-8200

PUBLISHED BY HEARST COMMUNICATIONS, INC.

A Unit of the Hearst Corporation, 300 W. 57th Street, NY, NY 10019

PRESIDENT AND CHIEF EXECUTIVE OFFICER **Steven R. Swartz**
CHAIRMAN **William R. Hearst III** EXECUTIVE VICE CHAIRMAN **Frank A. Bennack, Jr.**
SECRETARY **Catherine A. Bostron** TREASURER **Carlton Charles**

HEARST MAGAZINES DIVISION

PRESIDENT **David Carey**
PRESIDENT, MARKETING AND PUBLISHING DIRECTOR **Michael Clinton**
PRESIDENT, DIGITAL MEDIA **Troy Young**
CHIEF CONTENT OFFICER **Joanna Coles**
SENIOR VICE PRESIDENT, CHIEF FINANCIAL OFFICER **Debi Chirichella**
PUBLISHING CONSULTANTS **Gilbert C. Maurer**, **Mark F. Miller**

For subscription orders and inquiries, log on to service.countryliving.com;
e-mail clcustserv@cdsfulfillment.com; or write to
Country Living, P.O. Box 6000, Harlan, IA 51593

PRINTED IN THE USA

"Boston Baked Beans are the only kind of baked bean you'll ever see me eat. I love that crunchy shell mixed with the peanut-y inside!"

—Erynn Hassinger,
Design Director

"For my money, nothing beats the sweet-and-salty crunch of an Almond Joy."

—Maribeth Jones,
Deputy Art Director

MAINE

Bar Harbor

Camden

Rockland

Boothbay Harbor

Portland

Kennebunkport

NEW HAMPSHIRE

Boston

MASSACHUSETTS

RHODE ISLAND

Newport

Martha's Vineyard

Provincetown



HARBOR HOPPING

NEW ENGLAND CRUISES



Brand new for 2018 - American Constitution

MISSISSIPPI RIVER

SOUTHEAST

NEW ENGLAND

ALASKA

PACIFIC NORTHWEST

THEME CRUISES

Be the first to travel aboard the world's newest small cruise ship on the 11-day Grand New England itinerary. You'll experience charming coastal towns and the freshest seafood while enjoying our hallmark personalized service. **Small Ship Cruising Done Perfectly.®**



AUTHENTIC LOBSTERBAKE



LARGEST STATEROOMS



BRAND NEW 11-DAY ITINERARY



Call today for a FREE Cruise Guide

1-866-229-2130

AmericanCruiseLines.com



Editor's Note

THE (PUMPKIN) SPICE OF LIFE

I can't recall when pumpkin spice became a phenomenon, but last year it seemed like people downright lost their gourds over pumpkin-flavored anything. In the day and age of social media, I suppose it's easier for things to become a "thing" (#pumpkinspice), but I also suspect there's something deeper feeding our collective pumpkin spice obsession. It's rooted in five simple words: *For a Limited Time Only*. Don't you think autumn, as far as seasons go, always feels too short? Summer days are beautifully lazy, winter days are painfully sluggish, but fall days inevitably feel hurried, no doubt underscored by the visual reminder that *leaves are literally dropping before our eyes* (!). Perhaps there's something about this blink-twice-and-you'll-miss-it urgency that fuels our seemingly insatiable need to seize the moment, to pile in the car and go see the foliage at its peak, and to gather ye pumpkin spice lattes while ye may. My time-is-ticking, savor-the-season checklist includes heading to Atlanta's tree-lined Stone Mountain Park October 27-29 to enjoy the final *Country Living Fair* of 2017 (countryliving.com/fair). For those unfamiliar, it's basically trick-or-treating for grown-ups, with milking stools and butter crocks instead of Milky Ways and Butterfingers. Another favorite fall rite of passage entails driving with my family to Old Baker Farm in Harpersville, Alabama (oldbakerfarm.com), for hayrides, pumpkin picking, corn mazes, and embarrassingly large bags of kettle corn. Exploring the countryside is also part of the fun, as we stop to admire the old barns dotting the backroads of rural Alabama. Barns, of course, aren't particularly seasonal, but I find there's something beautifully autumnal about them. In "So You Want to Live in a Barn" (page 60), you'll meet four homeowners from different corners of the country who brought their visions of gambrel roofs, X-braces, and sliding doors to life. They may very well inspire a barn-raising of your own, but if nothing else, their dogged pursuit of a dream will encourage you to make hay while the sun still shines. Because *For a Limited Time Only* applies to both life *and* lattes. (And you might as well go *venti*.)

Rachel

Rachel Hardage Barrett
EDITOR-IN-CHIEF
@RACHELHARDAGEBARRETT

My CL Fair finds have spilled over into my kids' rooms, as seen on Jack's gallery wall.

My daughter, Emmy, hits the hay at Old Baker Farm.

Cozy coats (and deer photobombs!) can be found at the CL Fair in Atlanta.

How I hope this issue makes you feel

Pumpkins by the truckload

ENTER FOR A CHANCE TO WIN A TRIP TO THE CMA AWARDS!*

That's right! You and a friend could attend the 51st CMA Awards* on November 8 as part of a fun-filled, boot-scooting Nashville weekend. cmaawards2017.countryliving.com



FIND THE HORSESHOE

WIN A COMFY BURLAP CHAIR!

If you find the horseshoe hidden in this issue*, go to countryliving.com/win (see page 110 for details), and enter for a chance to win this stylish statement piece (softsurroundings.com). (Retail value: \$799) *Not required for winning



They're the
originators of
"puppy love."


LOVED SINCE 1908



Because dogs are more.
Let's treat them that way.

The Check List

COMPLETELY FUN, NO-OBLIGATION WAYS TO ENJOY THE COUNTRY THIS MONTH



DECORATE

BRING THE OUTSIDE INSIDE

Enjoy fall color year-round in a **COZY DEN** inspired by this serene autumn scene.

PHOTOGRAPH BY ELENA ELISSEVA / SHUTTERSTOCK



1. MAPLE BRANCHES
Go leaf peeping from the comfort of your living room. From \$20 for a set of 2; *daythreecreations.etsy.com*

2. STRIPED BOLSTER
Orange stitching adds a little pumpkin spice to neutral jute. \$39; *ballarddesigns.com*

3. WOVEN PILLOW
Handcrafted in Ethiopia, this 20" by 20" accent is crisp with fall color. \$145; *boleroadtextiles.com*

4. YELLOW PAINT
Enjoy the golden glow of the season year-round. Lion Heart by Benjamin Moore; *benjaminmoore.com*



5. RETRO LANTERN
No kerosene required for this gently distressed guiding light. \$219; *rhbabyandchild.com*

6. TUFTED ARMCHAIR
Even better than the soft Brazilian leather? The free shipping. \$1,499 for leather, \$899 for fabric; *sixpenny.com*



7. FLAT-WEAVE RUG
This pine-colored pick is designed by Brooklyn rug-maker Aelfie Oudghiri. \$249 for a 5" by 8"; *cb2.com*


8. COFFEE TABLE
Dock your decorative accents on top of this chevron-patterned piece. \$449; *cb2.com*

9. CANOE FIGURINES
Fill one of these vessels with whatever floats your boat—greenery, pinecones, you name it. From \$139 each; *birchlane.com*

10. BASKETWEAVE BLANKET
Yarns of varying thickness lend serious texture to this tassel-edge throw. \$79; *westelm.com*



At 9" tall and 24" long, these canoes make a perfect centerpiece.



Want More?
Turn the page for picks to set the scene outside!



A thick leather strap and rust-proof buckle make this catch-of-the-day especially durable.

...OR STAY OUTSIDE!

PRESENTED BY **L.L.Bean**

Be an Outsider! Inspired by the lake scene on page 8, these finds, from flannel to fire pits, will help you and your family set up camp (and canoe!) in style.

Yarn-dyed colors stay crisp wash after wash.



1. POPCORN SET

Featuring an extendable 2-foot handle, this campfire-friendly popper comes with all the fixings (corn, salt, oil) for alfresco feasting. \$40; lbean.com

2. FLANNEL SHIRTS

Introducing the unofficial uniform of outdoor adventures. From \$50; lbean.com

3. L.L.BEAN BOOTS

Designed by L.L. himself, this classic, 100-year-old style is both water- and trend-resistant. \$129; lbean.com

4. UKULELE KIT

C'mon, what campfire is complete without a spirited sing-along? \$90; lbean.com

5. SARANAC CANOE

A sturdy, two-seat recreational boat for all of your live-streaming. \$800; lbean.com

6. COPPER FIRE PIT

Blaze a new trail with this stylish twist on a stack o' sticks campfire. \$339; lbean.com

7. DOG FIELD COAT

Keep your hiking companion cozy in corduroy-collared cotton canvas. \$30; lbean.com

8. FISHING CREEL

For the true *trout*doors enthusiast: a wicker fly-fishing staple. \$79; lbean.com

9. SIGNATURE TOTE

This indestructible nylon work/play-appropriate carryall transitions from country pines to city pavement. \$99; lbean.com

10. CANVAS FLY WALLET

This compact carrying case gives "streamlined" new meaning. \$25; lbean.com

11. TRAVEL MUG

In a signature "Bean Green," this vacuum-insulated vessel keeps hot or cold refreshment at the ready. \$28; lbean.com

A steel mesh guard keeps sparks from flying.



L.L.Bean



Bean Outsider



All campfired up.

Whatever the weather, it's always better together. Gather round for fall with our super-soft, 100% Portuguese cotton flannel shirts, available in all of autumn's colors. Pair them with Performance Stretch Jeans, and you'll be moving and grooving all season long.

Find fall flannels at llbean.com | FREE SHIPPING



This cage shape is inspired by vintage dress forms.

SHOP

BURLAP

Sack the idea that this durable fabric is strictly utilitarian; the newest pieces take a tailored approach with cushy tufts and delicate trim.


PHOTOGRAPH BY BRIAN WOODCOCK; STYLING BY ALISON ALLSOPP.

- 1. Armchair \$799; softsurroundings.com
- 2. Pendant Light \$249; rhteen.com
- 3. Pillow Cover \$50; potterybarn.com
- 4. Iron Pendant \$620; shadesoflight.com
- 5. Nesting Tables \$350 for a set of 2; myevergreen.com
- 6. Side Chair \$699 for 2; overstock.com
- 7. Pouf \$90; hayneedle.com
- 8. Luggage Rack \$90; wayfair.com

DECORATE

WREATH ROUNDUP

With any of these seasonal standouts gracing the front door, no one will even notice if you have yet to rake the yard. (Pair your pick with a complementary paint color for major neighborhood beautification points.)



Dusted Olive
Sherwin-Williams

Metallic Twig
\$50; frontgate.com



Nassau Night
Glidden

Feathers \$112;
wellappointedhouse.com



Cosmopolitan Olive
Valspar

Birch Bark
\$30; craftoutlet.com



Citron 74
Farrow & Ball

Leaves and Grains
\$74; creeksidefarms.com



Smoked Mulberry
Valspar

Mushroom and Moss
\$198; shopterrain.com



French Moire
Sherwin-Williams

Twig and Bird Egg
\$67; birchlane.com



Cape Cod Gray
Pratt & Lambert

Woven Vine \$39;
craftoutlet.com



Admiral Blue
Benjamin Moore

Cotton \$57;
birchlane.com



Brinjal 222
Farrow & Ball

Citrus and Eucalyptus
\$90; williams-sonoma.com




No Artificial
Preservatives,
Flavors, or Colors


No
Added Hormones*

USDA
Organic

*Federal regulations prohibit the use of hormones in pork.



A Place to Call Home (Rizzoli) is out this month.



Schafer hunts for colorful *Fortune* covers from the 1930s and '40s.



MEET

GIL SCHAFFER

“MY KIND OF COUNTRY”

The renowned architect with a soft spot for Hudson Valley back roads shares design advice and favorite finds inspired by his new book, *A Place to Call Home*.

The easiest way to personalize a newly built space is...

Layering in pieces of your own history, like favorite furniture or family heirlooms. Don't be afraid to juxtapose traditional and modern elements—try transforming a classic Windsor chair with a new coat of glossy paint. **Milo Mixed Media Chair (1)**, \$140 for 2; target.com

On a crisp autumn weekend, I'm most likely...

Hunting for antiques in the Hudson Valley and driving home with the sunroof open. A cozy dinner around the farm table always follows. **Tin Glazed Ceramic Pitcher (2)**, \$39; food52.com and **Splatterware Serving Bowl (3)**, \$120; marchsf.com

My favorite way to add unexpected interest is...

Installing a big brass rim lock on the interior of the front door. It feels special every time you go outside. Tip: Go for unlacquered brass, and let it patina over time. **Horizontal Lock and Knobs (4)**, \$83; houseofantiquehardware.com

When I'm antiques, I keep my eyes peeled for...

Anything from midcentury pottery to architectural drawings to vintage magazine covers. I suppose I'm a hopeless hoarder. **Fortune Magazine Print (5)**, \$90; printspast.com

The tried-and-true pattern I'll never tire of is...


Tartan in muted colors. (Note: Gil cites Holland & Sherry as a splurge-worthy collection, but less expensive takes still feel luxe.) **Heaton Plaid Pillow (6)**, \$55; thepillowcollection.com

DINING ROOM INTERIOR. © THE GREAT AMERICAN HOUSE BY GIL SCHAFFER; RIZZOLI, 2012 / PHOTOGRAPH BY PAUL COSTELLO; BOOK COVER, COURTESY OF RIZZOLI; PORTRAIT, COURTESY OF RIZZOLI / REBECCA GREENFIELD; WINDOW SEAT, © A PLACE TO CALL HOME BY GIL SCHAFFER; RIZZOLI, 2017 / PHOTOGRAPH BY ERIC PIASECKI.

PUT A LID ON IT
Use mason jars like a pro



FESTIVE FARE
Party picks worth celebrating



PRESENTED BY FLORASTOR®


THE BALANCED LIFE

When you have healthy digestion, you have greater freedom to do what you love. Florastor® daily probiotics help restore your natural intestinal flora to strengthen your digestive balance and support a healthy immune system.^{†1,2} Tear and save these cards for creative ways to complement your digestive health. Learn more at florastor.com.

TURN OVER A NEW LEAF
Try kale chips with a tasty twist



SWEET AND LIGHT
Fruity hacks to satisfy your craving



PRESENTED BY FLORASTOR®

PARTY PERFECT

Whether hosting or bringing, reinvent entertaining classics with powerhouse ingredients.

» **SKIP:** Cheese and crackers

REPLACE WITH: Cheese and fruit kabobs for more vitamins and antioxidants, and fewer carbs

» **SKIP:** Fried finger foods

REPLACE WITH: Protein-packed baked edamame poppers

» **SKIP:** Sherbet soda punch

REPLACE WITH: Real-fruit mocktails with mint leaves

» **SKIP:** Onion dip

REPLACE WITH: Fiber-rich and creamy cannellini bean dip

» **SKIP:** A candy dish

REPLACE WITH: Your own naturally sweet and energizing dried fruit and nut bites

Optimize your digestive health so you can keep doing what you love.^{1,2} Learn more about Florastor® and what it means to be biotic at florastor.com.

PRESENTED BY FLORASTOR®

SEAL THE DEAL

Make the most of your mason jar with these clever tricks.

» **SMOOTHIE SAVVY** «

Keep jars of your favorite smoothie ingredients in the fridge. As needed, add milk and blend drink right in the jar! Unscrew cap/blade from bottom of blender pitcher and screw it to top of standard-size mason jar. Flip jar, screw into blender base, and pulse for a fast snack with less cleanup.

» **OVER THE TOP** «

Don't like mixing wet and dry ingredients? Fill a clean applesauce container with condiments like dip or almond butter and fit perfectly inside wide-mouth jar; screw on lid to seal it all together...separately.

Optimize your digestive health so you can keep doing what you love.^{1,2} Learn more about Florastor® and what it means to be biotic at florastor.com.

Complement your healthy lifestyle by strengthening your digestive balance.¹¹ Learn how Florastor® can benefit your digestive and immune health at florastor.com.

† These statements have not been evaluated by the Food and Drug Administration. This product is not intended to diagnose, treat, cure, or prevent any disease.

See website for cited references.

PRESENTED BY FLORASTOR®

SWEET TALK

Get more than just desserts with these make-ahead superfruit snacks.

» **CHOCOLATE POMEGRANATE NUT CLUSTERS** «

Mix together melted dark chocolate, pomegranate seeds and crushed toasted walnuts. Add spoonfuls to parchment-lined baking sheet. Refrigerate until firm.

» **FROZEN BANANA SANDWICHES** «

Mash one banana with peanut butter and Greek yogurt. Slice additional bananas into 1/2-inch slices; create sandwiches using the mixture. Freeze for two hours.

» **KIWI CHIA PUDDING** «

Combine chia seeds, shredded coconut, coconut milk, and vanilla extract in a bowl, and refrigerate overnight. Layer with raspberry puree and oats and top with kiwi before eating.

Optimize your digestive health so you can keep doing what you love.^{1,2} Learn more about Florastor® and what it means to be biotic at florastor.com.

PRESENTED BY FLORASTOR®

CRUNCH TIME

Vitamin- and mineral-packed kale chips are anything but boring when you play with flavor variations.

» **BASIC KALE CHIPS** «

Wash and dry kale leaves. Toss well in a sealed plastic bag with extra-virgin olive oil and kosher salt. Transfer to rimmed baking sheet and bake at 320°F until crisp (15–20 min).

1. FOR CHILI LIME FLAVOR

Once cooled, sprinkle with lime zest and chili powder to taste.

2. FOR FRENCH ONION FLAVOR

Toss with the olive oil as well as onion powder, garlic powder, parsley, chives, pepper and sea salt before baking.

3. FOR AUTUMN FLAVOR

Toss with olive oil and maple syrup or olive oil, sugar and cinnamon before baking.

Optimize your digestive health so you can keep doing what you love.^{1,2} Learn more about Florastor® and what it means to be biotic at florastor.com.

The Field Guide

DECORATING IDEAS FOR THE GREAT INDOORS

How to pretty up a pumpkin (p. 23), embrace a small space (p. 41), and more!

These handsome stoneware pieces are handcrafted in Alabama. (From \$20; civilstoneware.com)

Wild for...
Matte Black

It's no dark secret: There's something softly sophisticated about this understated finish.

For resources, see p. 110.



1

INDUSTRIAL CHANDELIER

A ruggedly handsome light fixture is no longer just a pipe dream. From \$253; westninth.vintage.etsy.com



2

CHEESE BOARDS

Use the included soapstone chalk to jot tasting notes on these servers, made of slate sourced from a New York family quarry. From \$29; brooklynslate.com



4

MATTE FURNITURE

Think ink—the darker the better—when choosing a statement piece in a neutral setting. Get the look with Rust-Oleum's Flat Black. \$4; homedepot.com

3

Matte Black Fridge

It feels less "big ol' appliance" than its shiny metal counterpart. Plus: It's smudge-proof! \$2,849; frigidaire.com



5

JET-BLACK MASCARA

Try this matte formula-meets-magic wand for more length and volume. \$20; ulta.com



6

FIELD TOTE

This canvas carryall is a buttoned-up work tote and freewheeling weekender in one. \$94; www.utilitycanvas.com



7

STONEWARE DINNERWARE

Introducing handcrafted pottery with fewer headaches. (It's microwave, oven, and dishwasher safe!) \$41 for a 4-piece set; crateandbarrel.com



MAIN PHOTOGRAPH COURTESY OF KEN FULK, DESIGNER OF INTERIORS AND EXPERIENCES; PHOTOGRAPH BY DOUGLAS FRIEDMAN, CHANDELIER, CHEESE BOARDS, AND TOTE, BRIAN WOODCOCK.

PURINA®

Friskies®

GRAVY Swirlers™

NEW!

← Gravy GOES CRUNCHY! →



Finally...gravy that goes crunch!
See what cats really want at FRISKIES.COM/COUNTRY

Where will color take you?®

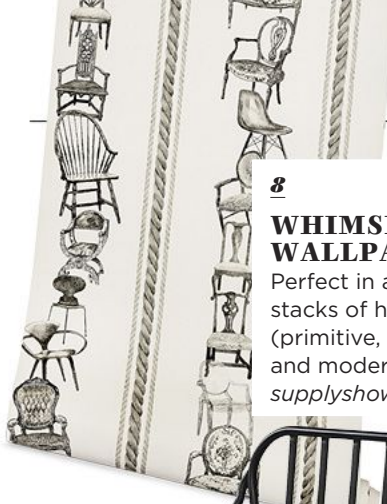
Ask Sherwin-Williams and discover a whole new world of color with the very best paint. Your neighborhood store is just around the corner.



Download our **ColorSnap**® app for color inspiration in the palm of your hand.

8
WHIMSICAL WALLPAPER

Perfect in a sitting room: stacks of hand-drawn chairs (primitive, midcentury, and modern). \$136 per roll; supplyshowroom.com



MAIN PHOTOGRAPH BY KATE OSBORNE; DESIGNER, STUDIO MCGEE; WALLPAPER, BRIAN WOODCOCK.

BLACKENED BRONZE FINISH



9
METAL BENCH

Let this clean-lined design, inspired by parks and parlors of days gone by, linger in a mudroom. magnoliahomefurniture.com for retailers

10
TROUGH SINK

A beautiful cast-iron basin makes hand-washing a gloriously glamorous task. From \$1,595; us.kohler.com



11
Side Table

This steel-and-walnut pick is an understated sidekick to more traditional upholstered pieces. \$70; unisonhome.com



TURN YOUR DREAMS INTO

REALITY

Marmoleum® Click Cinch Loc is a high quality, easy to install flooring system made from natural materials. Available in a wide choice of colors, this water-resistant floor is ideal for every room in your home. Marmoleum® Click Cinch Loc comes in 12" x 36" panels and 12" x 12" squares and features a patented click system, which guarantees easy, problem-free installation.

Because it's easy to clean, Marmoleum® Click Cinch Loc makes life easier for people with asthma, allergies and other respiratory disorders. With Marmoleum® Click Cinch Loc, it really is easy to turn your wildest dreams into a beautiful reality.

marmoleum® click  **cinch LOC**



creating better environments



www.forboflooringNA.com
+800 842 7839

THAT SOFA



WON'T PAY FOR ITSELF.

Switch to GEICO and save money for the things you love.

Maybe it's the designer sofa you've always wanted. Or that upgraded tile. Home decor is what you love – and it doesn't come cheap. So switch to GEICO, because you could save 15% or more on car insurance. And that would help make the things you love that much easier to get.

GEICO[®]
Auto • Home • Rent • Cycle • Boat

geico.com | 1-800-947-AUTO (2886) | local office

Some discounts, coverages, payment plans and features are not available in all states or all GEICO companies. Homeowners and renters coverages are written through non-affiliated insurance companies and are secured through the GEICO Insurance Agency, Inc. Boat and PWC coverages are underwritten by GEICO Marine Insurance Company. Motorcycle and ATV coverages are underwritten by GEICO Indemnity Company. GEICO is a registered service mark of Government Employees Insurance Company, Washington, D.C. 20076; a Berkshire Hathaway Inc. subsidiary. © 2017 GEICO

Fall Crafts

Cabin Fever

These easy DIYs—from acorn squash acorns to mini pumpkin s'mores—evoke woodsy weekends away. (Load up the wagon!)

*Pendleton
Blankets*
page 25

*Woody
Wagoneer*
page 27

Paint By Numbers
page 25

STYLING BY MISSIE NEVILLE CRAWFORD; CRAFTING BY SARAH SCHERF.



1

Frame your works of paint-by-numbers art with simple twigs from the yard.

2



| No 1 |

Paint By Numbers

Because these retro relics often feature fall scenery—tree-lined trails, babbling brooks—you can find them gracing the heart-pine paneling in plenty a cabin. To create the ones you see at left, photocopy your favorite works of art (or simply Google “vintage paint by numbers” and print your favorite scenes, scaling them up or down as necessary). Cut paper printouts into half-inch strips, and attach to white pumpkins using Mod Podge. (Line up the image as best you can, taking heart in the fact that some imperfection adds charm.) Attach twig “frames” with hot-glue.

| No 2 |

Acorn Squash Acorns

A produce section staple this time of year, acorn squash is an obvious pick to mimic the classic nut, so squirrel

away this easy idea. Cut a 4-foot piece of thin tan twine, and attach one end near the stem of the squash with a small map tack; wrap the twine around the top third of the squash, applying hot-glue intermittently. Adhere end with hot-glue, and trim excess twine.

| No 3 |

Pendleton Blankets

Countless Americans have curled up under this Oregon company’s throws since 1909 (see page 34 for more on Pendleton’s rich and woolly history). We let some of the more iconic patterns (Crossroads, Serrado, and Spirit Guide) inspire these motifs, all created with colorful washi tape (amazon.com). Follow our templates* to get the look.

| No 4 |

Wood-Burning Stove

No cabin evening is complete without

“AHHHH,
THE SWEET LIFE.”



FROSTED SWEET.
CRUNCHY
WHEAT.
FEED YOUR
INNER KID

* Templates can be found on countryliving.com/templates.

Black drain pipe makes for an easy chimney. Supplement your stove with birch logs.

4

5

Pair these cute mini-pumpkin s'mores with the real-deal ingredients.

6

a roaring fire. To assemble yours, cut a hole in the bottom of an extra-large pumpkin, and scoop out pulp and seeds. Trace the door template* on the pumpkin, scaling up or down as necessary. Chisel out the outline, and use a knife to cut out the window-panes. Paint the pumpkin (excluding chiseled section) black. Fill with sticks longer than the hole, and top with battery-operated tea lights. Remove the stems from four small pumpkins, and paint pumpkins black; place stove pumpkin on top. Rest a piece of solid, expandable drain pipe over the stem; attach pipe to the wall or ceiling to help it stay upright.

| No 5 |

Animal Wall-Mounts

For the cutest, kindest take on taxidermy, paint plaques, in varying colors, on large wood rounds (*hobby lobby.com*). **For the bear:** Remove the stem from a small pumpkin. Stain a small round wood piece dark brown, and hot-glue an acorn top to the wood piece to create the nose; glue to the top of the pumpkin. Hot-glue small, round-ish leaves to the back of the pumpkin to create the ears and small red beads above the nose for the eyes. **For the moose:** Remove the stem from a small pumpkin. Stain a small oval wood piece dark brown, and hot-glue small beads toward the bottom to create the nose; glue to the top of the pumpkin. Use a needle to poke small holes in the back sides of the pumpkin, and insert large oak leaves to create the antlers. Hot-glue small nuts above the nose to create the eyes. **For the fox:** Paint the lower half of a small orange pumpkin white; allow to dry. Poke three small holes on each side of the stem, and insert tiny twigs to create the whiskers. Hot-glue small, pointy leaves to the back of the pumpkin to create the ears; insert black map tacks for eyes. Drive a long nail, at an upward angle, through the back of each large wood round and into the pumpkin to secure.

| No 6 |

S'mores

Gather four small white pumpkins. Cut a piece of cardboard into eight

squares. (The squares should be slightly larger than the pumpkins). On four of the squares, use a large needle and light brown embroidery floss to make a line down the center and six French knots on either side of the line. (Needle-averse? Use a brown marker to mimic the perforations on a graham cracker.) Cut eight square pieces of brown felt (they should be slightly smaller than the cardboard); whip-stitch two together using dark brown embroidery floss; continue stitching pairs until you have four "chocolate" pieces. Snap the stems off pumpkins, and hot-glue stems to the centers of the stitched pieces of cardboard. Sandwich everything together.

| No 7 |

Cabin in the Woods

(Pictured on p. 28.) Remove stem from a large pumpkin. Attach two pieces of wood in an inverted "V" shape using I-brackets. Attach a triangular-shaped piece of wood in the top corners of "roof" with hot-glue; cover the wood with wood-patterned paper. Attach stem to the wood roof with hot-glue to create a chimney. Use pinecone scales to create overlapping shingles on roof (secure with hot-glue). Insert a piece of thin wire into the chimney, and wrap a puff of batting around the wire to create smoke. Rest the roof on top of the pumpkin. Create a window by gluing twigs in a 4-pane window shape. Pleat two small pieces of fabric, and hot-glue to the back of the window to make curtains. To make the door and threshold, use an I-bracket to attach two small pieces of wood perpendicular to each other. Use hot-glue to attach twigs for the door frame. Attach leaves to create a wreath. Make a "walkway" with small rocks.

| No 8 |

Woody Wagoneer

(Pictured on p. 28.) Trace the Wagoneer template* on plaid fabric, scaling up or down as necessary, and cut out; attach to a pumpkin with small map tacks. Cut the wood panel from wood grain-patterned Duck Tape (*duckbrand.com*), and attach to the wagon. Use hot-glue to attach silver cording (*joann.com*) to the wagon

"YEP, STILL CRUNCHY!"



**FROSTED SWEET.
CRUNCHY
WHEAT.
FEED YOUR
INNER KID**

* Templates can be found on countryliving.com/templates.



Hang a sign encouraging guests to "Fish for Treats" alongside these pumpkin bobbers. (Reinforce the theme with Swedish Fish candy!)

7

8

9



to outline the windows and wood panel. Glue a small spiral of cording to create the gas cap and a zigzag to create the bumpers. Hot-glue small wood slices for the wheels and small twigs to the roof to create the roof rack. Top with a toy canoe and oars.

| No 9 |

Fishing Bobbers

Paint the bottom half of small white pumpkins with red craft paint; dangle bobbers from a vintage fishing pole.

| No 10 |

Dartboard

Scale the dartboard template* up or down as necessary. Use template to cut 10 triangles from white contact paper and 10 triangles from black contact paper. Adhere to the pumpkin, lining up the edges, as shown above. Use template to cut rings from black, red, and green contact paper. Adhere

the large black ring on the outside of the triangles, overlapping the edges slightly. Adhere the red ring along the inside edge of the black ring, overlapping edges slightly. Adhere the green ring on the dartboard. Use the template to cut small circles from green and red contact paper; adhere to the center of the board. Hot-glue silver cording along the seams of the white and black triangles. Adhere white vinyl stick-on numbers (*office depot.com*) on the black ring. Add darts as desired.

| No 11 |

Jigsaw Puzzle

Cut a hole in the bottom of a pumpkin, and scoop out pulp and seeds. Trace the puzzle template* on the pumpkin, scaling up or down as necessary. Use a knife to cut out the puzzle pieces. Use craft paint to paint the puzzle pieces. Challenge kids to complete the puzzle for candy prizes.

* Templates can be found on countryliving.com/templates.

**“YOU GUESSED IT,
STILL CRUNCHY!”**



**FROSTED SWEET.
CRUNCHY.
WHEAT.
FEED YOUR
INNER KID**

©, TM, © 2017 Kellogg NA Co.

Appraisals

What Is It? What Is It Worth?

Our antiques experts weigh in on your prized finds.

A BRIEF HISTORY OF...

Pendleton Jacquard Trade Blankets

WHAT IT'S WORTH:

Up to \$1,200

WHAT YOU SHOULD KNOW:

When Thomas Kay headed to America's newest state, Oregon, in 1863 with a dream of raising sheep and producing wool, he could never have dreamed that more than six generations and 150 years later, his family's woolen wares would still be considered an American treasure. By 1909, the third generation had named the

company Pendleton Woolen Mills and combined unique looming capabilities with bold European synthetic dyes to create what would become their signature wool jacquard blankets. These blankets, or "robes," were primarily sold to Native Americans in Oregon, who used them for trading and in ceremonial practices. By 1920, Pendleton began shipping to major department stores of the time, such as Marshall Field's. The most well-known pattern, debuted by Chief Joseph in the 1920s, has remained so popular that production has never halted. pendleton-usa.com

If still intact, a blanket's tag can help identify its age. (Pre-1942 finds are the most valuable.)

Great Moments in Pendleton History



1916

The iconic striped **Glacier blanket** began the company's long partnership with U.S. National Parks.



1920s

Peaked yoke plaid shirts were a cowboy staple on the rodeo circuit and out on the range. The snaps came decades later.



1960s

The Beach Boys (originally named The Pendletones) and surfers everywhere kept warm with the **wool Board Shirt**.



1972

The **Westerley** cardigan saw a resurgence in the '90s thanks to "The Dude" in *The Big Lebowski*.





“Bye, bye, frequent heartburn.”

BECKY LONDON, ACTUAL PRILLOSEC OTC USER



#1

DOCTOR[†] RECOMMENDED
FOR **10** STRAIGHT YEARS AND
IT'S STILL RECOMMENDED **TODAY**

ONE PILL EACH MORNING. 24 HOURS. ZERO HEARTBURN*

*It's possible while taking Prilosec OTC. Use as directed for 14 days to treat frequent heartburn. May take 1-4 days for full effect. [†]AlphalmpactRx ProVoice™ Survey, Jan 2006 - Mar 2016. © Procter & Gamble, Inc., 2017



“I purchased this revolving stool at Asheville’s Vintage Market Days for \$100. Was that a good deal?”

—C.M., ASHEVILLE, NC

WHAT IT IS:
Victorian
Piano Stool

You paid just the right amount, says appraiser Helaine Fendelman. “Seating like this was popular from about 1837 to 1901,” she says. “They were generally made of beech, oak, walnut, or mahogany like yours.” While your piece appears to be in good condition, Helaine notes that a replacement part—the chair back—was added later. “Unfortunately, the restoration effort has decreased its value,” she says.

WHAT IT’S WORTH:
\$100



“My friend bought me this unusual pumpkin. He thinks it’s from the 1940s. I would love to know if it’s that old.” —K.M., KINGSVILLE, MO

WHAT IT IS:
Pumpkin Pail

According to Heritage Auctions appraiser Marsha Dixey, your piece is probably at least 20 years newer. “Pumpkins dating to the 1940s were used as lanterns. The eyes and mouths were cut out and paper lithographed pieces were placed over the holes so the candle showed through,” she says. But later reproductions, made in China, Indonesia, and Taiwan from the 1960s through the 1980s, feature solid, painted-on eyes and mouths like yours.

WHAT IT’S WORTH:
\$60



“I purchased this tiny rooster for \$17 at a local estate auction. Do you know how old it is or how much it might be worth?”

—F.B., ILLINOIS CITY, IL

WHAT IT IS:
Pin Holder

Great news! Appraiser Bene Raia of Raia Auctioneers tells us your antique brass rooster pin holder is both old (circa 1880 to 1900s) and in good condition. “Novelty pincushions, especially those depicting animals, rose in popularity after the industrial revolution, when needles and pins could be mass produced and sewing became more social,” she says. Figural pin holders continue to be desirable, and Bene says the fact that your rooster has a Bakelite base makes it a cross collectible, appealing to collectors of both roosters and Bakelite.

WHAT IT’S WORTH:
\$200



Sentimental Value

(BECAUSE YOU CAN’T PUT A PRICE ON EVERYTHING)

If you have ever seen *American Pickers*, you likely know I have been fascinated by motorcycles since I was 13. I love the stories of the guys who raced them when there were practically no roads, barely any rules, and certainly no thought of safety. They raced to bring home glory to manufacturers like Harley-Davidson or Indian; a win translated into sales and more money to develop bigger, faster bikes. To me, racers like Eddie Brinck and Albert “Shrimp” Burns were stars. Shrimp was 15 when he won his first big race, competing without brakes and protected only by a thin leather helmet and a prayer. He died in a crash two days after his 23rd birthday, but not before winning a place in history. Years ago, picking through a pile of rusty stuff in Rhode Island, I came across his **1920 national championship medal**. It’s not gold, but it was once held by an icon, and it’s priceless to me.

—Mike Wolfe is the host of *American Pickers on History Channel*.
mikewolfepicker.com



“Finally, bladder leak underwear with a little ooh-la-la.”

NEW



The secret? Hidden inside is a unique, super absorbent core that quickly turns liquid to gel. It's maximum bladder protection, made beautiful.

Always Discreet Boutique Underwear.



Without
PaintBlock®*

CP 27®



FrogTape® is the only painter's tape treated with PaintBlock® Technology to give you the sharpest paint lines possible.

FrogTape.com



“My dad and I found this cabinet at an old country store. Any ideas about where it’s from and how it was used?”

—S.F., FREDERICKSBURG, VA

WHAT IT IS:

Make-Do Washstand

Antiques Roadshow's Marsha Bemko consulted appraiser Ken Farmer, who says that your piece appears to be a mash-up of 19th-century pieces. “The drawers are from a Clark’s spool cabinet or countertop desk used in country stores to advertise thread and hold spools,” he says. “To my knowledge, Clark’s did not make a washstand advertising their wares, so the drawers were likely retrofitted for this Victorian piece.”

WHAT IT'S WORTH:

\$400



“This paper dress was in some things left over from my family’s old grocery store. What can you tell me about it?” —T.R., ROCK ISLAND, IL

WHAT IT IS:

Campbell’s “Souper Dress”

Marsha Bemko of *Antiques Roadshow* checked in with Heritage Auctions’ Kathleen Guzman, who says that the popularity of Andy Warhol’s 1962 work, *Campbell’s Soup Cans*, lent the soup company some cache. Says Kathleen, “Campbell’s made this promotional throwaway piece—a screenprinted Pop Art dress—from 1966 to 1968. You could buy it for \$1 and two soup can labels.” These days, they go for many, many times that amount. (Add an extra \$200 if you have the original envelope!)

WHAT IT'S WORTH:

\$1,000



Worth the Trip

Join us in Atlanta for a fun weekend at the Country Living Fair!

Mark your calendars for the weekend of October 27-29, when *Country Living* will take over Stone Mountain Park for three days of shopping, crafting, and eating—not to mention posing in front of a giant tower of pumpkins. When you’re not exploring the beautiful tree-lined pathways filled with 200+ vendors, be sure to chat with some of your favorite

Country Living contributors, including “The Collecting Life” columnist Mary Randolph Carter, who will be on hand signing books and professing her junking affection for, well, pretty much everything. Madcap Cottage designers

Jason Oliver Nixon and John Loecke will also be autographing their new book, *Prints Charming*, as will Beekman Boys Brent Ridge and Josh Kilmer-Purcell, authors of *Beekman 1802: A Seat at the Table*. And don’t forget to sign up for the new “Make-and-Take” craft workshops, presented by Jo-Ann Fabric and Craft Stores. For more fair info, go to countryliving.com/atlanta.



FIND GOOD
 PIECES WITH
 GREAT BONES
 AT EBTH.COM.



**Block-Print
 Shade**
 from \$65 each;
cruelmountain
.etsy.com

FROM MUSTY TO MUST-HAVE!

“This so-not-me *chandelier* came with my new house. Any bright ideas for updating the brass look, or are my prospects decidedly dim?”

—E.H., SIKESTON, MO

TRY THIS FIX:

Country Living Style Director Page Mullins says you can make over a dated chandelier fairly easily with simple spray-paint (see suggested Rust-Oleum colors above and below) and stylish shades. First, remove the candle tubes and tape off the sticks and wiring

beneath. (Page recommends preserving the shiny brass chain, so tape that off, too, if you desire.) Once the paint is dry (a few hours depending on humidity), replace the candle tubes, and add complementary shades. Page loves the dressy pleated pick above for a more formal dining room; see below for a few economical alternatives.

**Sage by
 Rust-Oleum;**
 \$12; *lowes.com*




Without
 PaintBlock®*

CP 27®



MORE SHADE COMBOS



FAUX BOIS
 Birch Blonde Shade (\$50 for 4; *lampsplus.com*) + Gloss Coral by Rust-Oleum (\$4; *lowes.com*)



FLORAL
 Chinoiserie Shade (from \$40 each; *cruelmountain.etsy.com*) + Slate Blue by Rust-Oleum (\$6; *lowes.com*)



NATURAL
 Burlap Shade (\$16 for 2; *houzz.com*) + Navajo White by Rust-Oleum (\$6; *lowes.com*)

CHANDELIER, COURTESY OF EVERYTHING BUT THE HOUSE.

FrogTape® is the only painter's tape treated with PaintBlock® Technology to give you the sharpest paint lines possible – even on delicate surfaces.

FrogTape.com



Bite into mouthwatering ham. Not artificial preservatives.

Now, all Deli Fresh Ham is free from artificial preservatives, and added nitrates and nitrites.* So, you can enjoy the great taste you want without the stuff you don't.



* Except those naturally occurring in celery juice.

**By the
Numbers**

1,000
square feet

3
beds (including
two convertible)

17
foot ceiling peak

50
Most guests
ever hosted at
one time

Small of Fame

Southern Comforts

Here's how Georgia designer James Farmer helped his friends get their sporting cabin cozied up for company.

BIG IDEA!

For a cohesive (read: less choppy) look in the bathroom, the gray-green cabinetry (Prairie Grass by Sherwin-Williams) mimics the lower portion of the room's board-and-batten walls. "Z-back" detailing adds rustic interest.



Look closely: This hammered copper-and-nickel sink features a fish motif (thompsontraders.com).

Play to Your Strengths

To enhance the high ceilings in the den, James raised the mantel, added decorative oomph with a large tobacco basket, and arranged paneling on the diagonal to "point" upward.



Try Two Rooms in One

The back porch serves as an extra den, where guests can take in 90-acre views from a custom swing, and a dining room, where guests can take in the requisite Georgia fare: biscuits, bacon, and BBQ. (The sign came from Angel's Antique and Flea Mall in Opelika, Alabama.)



Small Talk

Designer James Farmer, author of *A Place to Call Home*, gives his best tips for small spaces.

Go Big Wherever You Can

"Tall ceilings, bold plant arrangements, and large light fixtures have even more impact in a small home. Play with scale to find what feels right."

Layer Patterns

"I like to use several different patterns in a small room, like this porch, to make it feel cozy. One rule of thumb: You can pair just about anything with a stripe."

Try "Relaxed" Symmetry

"On a mantel or side tables, total symmetry can feel too formal. In a casual space, try a little something extra on one side [see mantel, above]."

Lighten Dark Rooms

"The porch is naturally darker, so I brought in a few pops of light blue to brighten it while linking it to the colors inside the cabin."

Don't Shy Away From Custom

"A bespoke piece that maximizes space is well worth it, and you can find affordable artisans online. The porch swing also functions as a bed."

Maximize Light

"I love a table lamp in a kitchen," says James. "It's so practical yet unexpected." A large galvanized pendant also brings down-home charm.





Block the ammonia odor.
Knock out the stank.
Guaranteed.



Tidy Cats LightWeight with new Ammonia Blocker.
A tough Tidy to tackle the toughest odor. 2 weeks guaranteed.*

StopStankFace.com

The Collecting Life

Paint By Numbers

Contributor **Mary Randolph Carter** reveals her late-found love of an amateur art form.


I must admit that I hated paint by numbers as a kid back in the early 1950s. While the motto of Craft Master, purveyor of the popular mass-made canvases, was “Every Man a Rembrandt,” I was an outside-the-lines exception, forever wandering beyond the numbered jigsaw spaces and turning what should have been my mass-terpiece into a blurry mess. Perhaps I was alone in this—the company sold more than 12 million kits in just a few years—but I didn’t have a change of heart until the 1960s, when completed paintings seemed to become ubiquitous at every flea market and yard sale I scoured.

Maybe it began as some kind of karmic retribution for the artistic failures of my childhood, but I started snatching up the retro relics. My favorites are the unframed ones that I use everywhere—sometimes to cover peeling paint on another find, such as my chippy metal lockers (far right). And while I typically paid as little as a quarter (or at most a few dollars) for them for two decades, those days were, sadly, numbered. The paintings experienced a resurgence in popularity (and a surge in pricing) when New York collector Michael O’Donoghue, an original head writer for *Saturday Night Live*, showcased more than 200 canvases in an exhibit celebrating the 40th anniversary of the genre. Nowadays, competition is fierce, but you can still find deals.

I hope after checking out a sampling of my 50-piece collection, you’ll be inspired to fill in the blank walls of your own home with these midcentury masterpieces.



Meet Carter at the Country Living Fair in Atlanta (October 27-29), where she’ll be signing books and talking all things junk. countryliving.com/fair for information.



One of a set of four that features artists on the streets of Paris



A little ballerina with big eyes reminds me of a Keane painting from the 1950s.



A variety of unframed cheapies covers up peeling paint on my vintage locker.



I like to create cozy charm by mixing in rustic souvenirs with this wall of deer and wintry landscapes.



Some paint by numbers come in pairs, like *Moonlight Ballet*.



I perched a still life of chrysanthemums on an old painter’s easel.


Another French scene, this one is called *The Artist’s Muse*.



Knows you. Senses you. Adjusts to you.™

INTRODUCING THE SLEEP NUMBER 360™ SMART BED

Discover the smartest, most adjustable sleep of your life. Responsive Air™ technology senses and effortlessly adjusts for your ideal comfort. Partner Snore™ technology* lets you sleep in peace. It's even designed to warm your feet to help you fall asleep faster. **Does your bed do that?™**



Adjust firmness on each side—your Sleep Number® setting



Senses and automatically responds to you



Foot warming—designed to help you fall asleep faster



Gently raise your partner's head to help alleviate mild snoring*



Control your comfort and see how you've slept with SleepIQ® technology

25-YEAR LIMITED WARRANTY†
lets you sleep with peace of mind

LASTS TWICE AS LONG
as an innerspring

91% OF BED OWNERS‡
say they'd recommend Sleep Number

Call or Click for Your Free Catalog • 1.800.831.1211 (ext. 77887) • www.sleepnumber.com/cloct17

sleep  number®

*May temporarily relieve common mild snoring in otherwise healthy adults. Partner Snore™ technology is available with Split King and FlexTop® King mattresses on FlexFit™ adjustable bases. †2-Year Limited Warranty on SleepIQ® technology. Warranties available at sleepnumber.com. ‡Results from a 2015 Sleep Number survey of 1,797 customers asked about their likelihood to recommend Sleep Number to a friend, family member, or colleague. SLEEP NUMBER, SELECT COMFORT, SLEEPIQ and the Double Arrow Design are registered trademarks and IT is a trademark of Select Comfort Corporation. ©2017 Select Comfort Corporation.



Do you speak dog?

Best friends always stay in touch



•
ACTIVITY TRACKING

•
ADVANCED GPS

• REMOTE LIGHT

FITS ANY
• STANDARD COLLAR

• SOUND FOR TRAINING

For the first time, you're able to truly stay connected to your dog no matter where you go or how far away they may roam.

Visit LINKAKC.COM

©2017 LINK AKC. All rights reserved.

Animal House

Life with Pets

This month: Adorable ways to bundle up your brood, advice from our Country Vet, and a new book that celebrates designers and their dogs.

THE DIGS
With mix-and-match seating, ivory paint, a cozy fireplace, and age-old natural materials, this farmhouse kitchen shows the warm way to do neutrals.

THE DOG
This beagle found her sweet spot by the fire. Turn the page for more ways to warm up a pup.

PHOTOGRAPH BY WERNER SEGARRA; ARCHITECTURE AND DESIGN BY DON ZIEBEL OF OZ ARCHITECTS, INC.



BUNDLE UP

COZY COATS

Because there's nothing better than a pup in a sweater.



Green Tweed Coat
From \$44;
upcountryinc.com




Nylon Jacket
From \$60;
thecompanystore.com



Cable Knit Sweater
From \$16;
harrybarker.com



Waxed Cotton Coat
From \$54;
billywolfnyc.com



Ask a Country Vet

Animal expert **DR. TRICIA EARLEY** offers solutions for cold-weather calving, a wheezing parakeet, and more.

Q One of our cows is pregnant and will likely calve during the early days of winter. What precautions should we take to ensure the calf is healthy and remains warm enough? *T.L., Ava, MO*

A Warmth can be hard to come by no matter what part of the country you live in—we all know there are going to be unexpected cold spells. My husband and I have spent many nights shivering in our jammies staring at an expecting cow. The best place to calve in cold weather is a shelter such as a barn. Bring cows in well in advance, and be sure to provide plenty of space, ventilation, and clean bedding. If a barn isn't available, I advise

building a windscreen or stacking round bales of hay in the pasture to block the wind. It's imperative to keep a newborn calf from getting too cold because hypothermia interferes with his ability to absorb colostrum, which is crucial for obtaining antibodies needed for survival. Cold, wet calves are also at risk for frostbite, particularly at the tips of the ears and nose. Dry him thoroughly and monitor his temperature frequently. A newborn's temperature is typically 103 and drops to 102 or 101 within a few hours. If the temp dips below 101, extra measures must be taken to warm the calf, such as a warming box or outdoor heater. I have friends who actually take their calf inside and dry it with a blow-dryer!

Q My parakeet has been making squeaky, wheezing-like noises when he's breathing. He's not showing any other major signs of distress, but I'm a little worried that he's having trouble with air intake. What could be an explanation for the noise? *E.K., Tacoma, WA*

A When your bird starts to sound a little like a squeaker toy, it's time to pay a visit to your veterinarian. Some likely causes of squeaking or wheezing could be lesions involving the syrinx or "voice box" region. Respiratory infections—often caused by fungus, viruses, or parasites—can start with a high-pitched squeaking sound. If left untreated, you may notice wheezing (like your pet is experiencing), difficulty breathing, tail bobbing, or open-mouthed breathing. A foreign body, such as a seed hull stuck in the respiratory tract, could also be the noisy culprit. Your avian-savvy veterinarian should be able to determine the cause and begin treatment to get your fine-feathered friend breathing easy once again.



COW, BILLY CURRIE/GETTY IMAGES; PARAKEET, LISA VAN BERGEN/GETTY IMAGES; DOG COATS, BRIAN WOODCOCK; DOG MODEL, COURTESY OF HARRY BARKER.

LIFE WITH YOUR CAT
IS NEVER BORING.
KEEP IT THAT WAY.

©/TM © Big Heart Pet, Inc.



Variety keeps relationships fun. It's why Meow Mix® has a variety of treats, including Brushing Bites® and Irresistibles®. All made with the real meat taste your cat craves.

MEOW MIX® THE ONLY ONE CATS ASK FOR BY NAME®

**Meow
Mix**



Healthy and Delicious Training Treats

Whether your pup prefers a crispy crunch or a moist and meaty treat, BLUE Bits® are the ideal reward for your four-legged friend's best behavior. BLUE Bits contain natural ingredients plus vitamins and are formulated with:

- DHA to help support cognitive development
- Omega 3 & 6 to help promote healthy skin and coat



Q Our kitten is about three months old, and she's chewing on absolutely everything, including our fingers and toes! Does this mean she's teething? What can we do to end our discomfort without disrupting the process? *L.M., Fresno, CA*

A Kittens are adorable balls of fluff until they sink their tiny needle-sharp teeth into your hands. Young kittens chew for a number of reasons. Yes, they are intensely teething from about ages two to six months, but chewing is also how they learn. Mouthing a new discovery gives them information that mere visualization won't. Most importantly, biting is how a kitten plays. In the wild, they would have a number of litter mates with whom to wrestle and roughhouse. You have become a substitute, and thus fair game for nibbling. It's unreasonable to think one can completely stop a kitten from chewing, but you can make it less rewarding. Consistently "stop play" by removing your hand, giving a stern "no," and providing an acceptable play toy. Remove sources of danger by covering electrical cords with plastic protectors. Keep long strings out of reach, as these enticing objects can cause problems if swallowed. Patience is key. The good news is that most kittens outgrow this behavior as they approach adulthood.

Q I recently adopted a Weimaraner who is roughly a year old. She's begun to put on weight and has been less excited about walks and playing outside. Is it possible she has a preexisting condition, or could this mean she's not happy in our home? *S.E., Flemington, NJ*

A I'll be honest: A young Weimaraner that is reluctant to play makes me raise an eyebrow. This is a



high-energy breed—a lot like children hyped up on cotton candy at a birthday party. Which came first: Did lethargy lead to weight gain, or did the weight gain cause lethargy? Evaluate her diet with your veterinarian, making sure she is not being overfed. If you think the lethargy came first, I would be concerned about an underlying problem. I highly recommend a thorough exam by your veterinarian, who will likely evaluate your dog's heart to rule out a congenital abnormality. Your veterinarian may also recommend standard tests such as blood work, fecal testing, and a urinalysis to get a "window" to the inside of the body. You should also consider close evaluation of the skeletal system and X-rays to rule out inherited disorders such as OCD (osteochondrosis dissecans) or hip dysplasia. Because our little furry friends do not have the ability to tell us when something is wrong, it's our responsibility to listen to their limited means of communication and investigate when something doesn't seem right.



HAVE A PET QUESTION?

Drop Dr. Earley a line at countryvet@countryliving.com.



DOG-EAR THIS! *At Home With Dogs and Their Designers* by Susanna Salk

Featuring 235 beautiful photos of dogs lounging in impeccable rooms, this canine compendium proves fur is always in fashion. You'll find pet-proof decorating ideas (jute rugs, performance fabrics) from top designers, including Mark Sikes, Bunny Williams, and Nathan Turner, along with clever tips about elevating the practical: think doggie doors made from antique wood, or vintage children's chairs repurposed as chic pet stools. Available October 3. \$35; amazon.com

Set your dog free from grains with **BLUE Freedom.**



Made with only the highest quality ingredients and none of the grains that contain gluten, BLUE Freedom® is grain-free at its finest.

We all want our dogs and cats to look and feel their best. For some of our furry friends, that means being on a grain-free diet, which is why we created BLUE Freedom.

It always features real meat – and has none of the grains that contain gluten. Plus, BLUE Freedom has no corn, wheat or soy and no artificial preservatives or flavors.

If you think your dog or cat can do better on a grain-free diet, you can't do better than BLUE Freedom.

SetYourPetsFree.com

Available for dogs and cats.

Love them like family. Feed them like family.®

FIELD NOTES

A MISCELLANY OF TIPS, TRICKS, AND TACTICS FOR OCTOBER IN THE NOT-SO WILD



SPOTTED!

The Perfect Fall Jacket

Essentially two coats in one, this softly quilted, not-too-puffy puffer features an iconic Liberty of London print on one side (perfect for dressier occasions) and mossy green, our new favorite fall neutral, on the other (ideal for everyday excursions). Thick navy piping, smart brass buttons, and a versatile 32.75-inch length also help it pass muster (and bluster).

Reversible Liberty Puffer, \$250; jcrew.com



SEARCH & RESCUE

Upcycled Pumpkin

Gather 20+ Mason jar lids and spray-paint them orange. Thread them onto a piece of twine, pulling it tight to make a circle; tie a knot. Fan out the lids, and place twigs in the center.



IDENTIFICATION KEY

Squash and Gourds

Keep an eye out for these seasonal standouts at your farmers' market.



Carnival

Leave the thick skin behind for the sweet inside.



Red Kuri

When cooked, its smooth flesh is indicative of chestnuts.



Hubbard

Its flesh can replace pumpkin for cooking and baking.



Butternut

Naturally sweet, this squash is especially delicious when roasted.



DECODER

What Is Cerused Wood, Anyway?

Chances are, you'll be seeing a lot of this phrase when it comes to furniture and cabinetry, so here's the skinny: It's a waxy, slightly white finish that creates an aged appearance. (Its utilitarian history dates back to the 1500s, when the French found that lead paste could keep oak from rotting.) Now, nontoxic wax seals give the same effect. *Get the look:* Cerused Gray Wood Cabinets on Pecan; omegacabinetry.com



MORAL COMPASS

Q Every fall, like clockwork, as soon as I've finished raking my yard, leaves from my neighbor's (overgrown!) tree limbs cover my pristine lawn. Is there any polite way to make it stop? —Samantha K., Southborough, MA

A Sure, in a perfect world, everyone would diligently tend to their own yards, but not everyone equally values a pristine patch of land. Your neighbor is likely blissfully unaware. If there are overgrown branches crossing your property line, it's technically your legal right to cut them, but before you do, strike

up a friendly chat with the neighbor, and offer to trim the trespassing trees in the form of a favor. (They may insist on taking care of it themselves as a kind gesture.) Alternatively, treat yourself to a new rake (shopterrain.com), and happily bask in the shade of those offending branches come summer.

SHORTCUT

Entertaining Icebreakers

Brent Ridge and Josh Kilmer-Purcell, aka The Beekman Boys, share a few get-guests-talking tips inspired by their new book, *Beekman 1802: A Seat at the Table*.

PLACE CARDS

Make cards that say, "The name of the person to your right is _____" for a fresh twist on a traditional tactic.

MEMORY GAME

Collect fall leaves and write pairs of words on the backs in metallic markers to create a tabletop pastime.

STORIED SERVERS

For a potluck, encourage each guest to bring a special serving piece and to share the story behind it.

SCOUTED

Doormats

Warm up your welcome with a fine first impression.

NEUTRAL



Wellies, \$28; amara.com



Woven, \$42; amara.com

SEASONAL

CLASSIC



Vines, \$38; garnethill.com



Lattice, \$41; birchlane.com

COLORFUL

ALSO COMES IN BLUE!



MERIT BADGE

How to... Navigate a Corn Maze

Here are a few insider tricks to help you find your way out before nightfall.

Make Left Turns

People are naturally inclined to turn right, so tricky maze-makers tend to utilize left turns.

Note Noisy Attractions

The sounds from a Ferris wheel or music stage can help you figure out your location when the cornstalks block your view.

Run Your Hand Along the Wall

Keep one hand glued to a wall so you never end up in the same place twice. (Note: Some more advanced mazes are designed to make sure this classic trick doesn't work!)

FORAGING

Maple On Tap

These sweet and savory finds infused with fall flavor make ideal hostess gifts.



Maple Seltzer, \$40 for 24 cans; amazon.com



Maple Whiskey Salami, \$14; farmtopeople.com



Maple Syrup, \$31; 29fevrier.ca



Maple Pecans, \$15; sustainable.snacks.co



Turban

The nutty flavor is worth biting into.



Delicata

The skin is super tender, so there's no need to peel before eating.



Black Futsu

This Japanese squash's orange flesh can be eaten raw.



Golden Acorn

A cousin to the green acorn, this variety was developed in 1982.



Birdhouse

Too bitter to eat, this gourd is a good pick for crafts and decor.

Sleep better tonight.



Pictured: Estate 5000 mattress. Top rated for 2017 by leading independent buyers guide, \$2099-\$3599, **Now from \$1199.20.** — Hampton Belgian Linen upholstered headboard, \$1699-\$2499, **Now from \$899.10.** Solid plantation grown mahogany storage base with drawers, \$3059-\$4099, **Now from \$1567.20.** Free Delivery to most continental U.S. addresses.

CHARLES P. ROGERS
BED MAKERS ~ EST. 1855

Beautiful beds. Oh-so comfortable mattresses. www.charlesprogers.com

Complete collection and sale prices online and direct from our showrooms.

NY showrooms: 26 West 17 Street (5-6 Aves) & 213 East 59 Street (2-3 Aves) in Manhattan • NJ factory store: 300 Rte 17 North, East Rutherford.
Phone 866-415-6866 • Web and phone orders welcome. • We ship anywhere.

CHARLES P. ROGERS® IS A REGISTERED TRADEMARK. ©2017 CHARLES P. ROGERS & CO.

Country Living

October 2017



Download this pattern, stitched by Assistant Managing Editor Katie Bowlby, at countryliving.com/cross-stitch.

So You Want to Live in a BARN?

Well, then, make hay while the sun shines! No matter your neck of the woods, a life of reclaimed wood, sliding doors, and gable roofs can be yours. Here, homeowners from California to Delaware share how they gave life to their lofty aspirations.

illustrations by EMILY ISABELLA

WE LIVE IN A... *Modern Barn*

Meet a Tennessee couple who built the perfect place to hunt and gather.

page 62

I LIVE IN A...

Kit Barn

After an 18-wheeler delivered color-coded lumber, a wine country contractor put all the pieces together.

page 70



I LIVE IN A...

Neutral Barn

A Swedish makeup executive found stateside serenity in the Hudson Valley.

page 78

WE LIVE (itup!) IN A...

Party Barn

Suffering from serious barn envy, a Delaware artist decided to build her very own Suburbarn.

page 86

plus!

33 Barn Must-Haves!
Get the look without the labor. See page 94.



WE LIVE IN A...

Modern Barn

Designed for hosting friends and family (up to 30 at a time!), this rustic-meets-refined Mississippi retreat proves rough-hewn doesn't have to mean roughing it.

written by LAUREN WELCH *styling by* NATALIE WARADY
photographs by LINCOLN BARBOUR



Iron Ore
Sherwin-Williams



Cityscape
Sherwin-Williams

Situated on 170 acres, the home, known as "Cloverfield Farm," has seen its share of skeet shooting, pig roasts, and mimosa brunches.

WHAT'S RUSTIC

Reclaimed wood walls (much of which was sourced from a local military depot) and a natural Arkansas fieldstone fireplace bring the outdoors in. "We wanted to stay true to what's available in this region," says Jessica.

WHAT'S REFINED

A stunning two-tier, 54-bulb chandelier, designed by Jessica's husband, Kevin (with the help of a local blacksmith), dresses up the room, which boasts 20-foot-high ceilings. (For a similar one, check out the Camino 2-Tier Chandelier; restorationhardware.com.)





BRIGHT IDEA!

The beautiful mudroom sink looks like it's made out of natural stone, but it's simply poured concrete with unfinished edges. (Allen Concrete Stains; 901-734-6926)



Jessica Carnell loves throwing big parties; her husband, Kevin, lives to hunt—two activities that are difficult to pull off from their one-bedroom digs in downtown Memphis, Tennessee.

So the couple began dreaming up plans for a weekend escape that would provide plenty of outdoor space to both hunt and gather. “Our original idea was to buy a few hundred acres and build a small container home,” says Jessica.

But in January 2013, when friends decided to sell 170 acres of their 500-acre property located an hour from Memphis, it was an offer the Carnells couldn't resist. “We loved the idea of being so close to our friends, and buying this land meant we could build the kind of house we truly wanted—something we could open up to guests,” says Jessica.

First, though, they had to focus on design, and for that they looked to Doug Enoch, the Memphis architect behind (serendipitously named) ACRE restaurant. Well, they looked to Doug and to Mother Nature. “It was important to us that the home fit in with the surroundings,” says Jessica.

When all of the elements and drawings came together, the Carnells began construction on a 3,000-square-foot barn-inspired home with three bedrooms, two bathrooms, and an open floor plan fit for hosting a crowd. “This gambrel style of barn has been around forever,” says Jessica. “And that's how we wanted the home to feel—like it's been here all along.”

WHAT'S RUSTIC

A whitewashed paneled ceiling, 8-foot-long stained cypress beams, classic X-back barstools, and a pair of barn doors infuse the kitchen with classic country flavor.

WHAT'S REFINED

A trio of modern antique nickel pendants (circa-lighting.com) offers a clean-lined, upscale counterpoint to the down-home elements. Black-painted window frames (Iron Ore by Sherwin-Williams) also add a contemporary touch.



Inside, the Carnells continued to embrace the all-natural approach with reclaimed and locally sourced materials that bring the feeling of the great outdoors in. The window-lined living room boasts a soaring fireplace clad in Arkansas fieldstone, and reclaimed wood walls make a statement without competing with the view. Says Jessica, “We lived by one rule: We only brought in materials that looked like they could’ve been picked up around the property.” And in some cases, the materials *were* actually found on the property. “One day we arrived at the front gate and discovered an old warped signpost sticking out of the ground, and a light bulb immediately went off. We knew we could repurpose that post into our fireplace mantel [page 64].”

Rough-hewn doesn’t necessarily mean roughing it, however, and the couple mixed in plenty of modern amenities and refined touches. In the

kitchen, family and friends often gather around the custom-built island topped with a cool-toned honed marble, which is situated beneath a trio of pendant lights. Along the room’s back wall, gray-blue cabinets add subtle softness, while a dark soapstone countertop is a safe-but-sophisticated spot for hot pans to land. “We loved the look of the marble but knew we needed something that could take more wear and tear, so we thought, ‘Why not do both?’” says Jessica.

On either side of the kitchen, custom-built sliding barn doors (roguevalleydoor.com) conceal a small office on the right—in their “real lives,” Kevin owns a ball bearing business and Jessica flips houses—and a large butler’s pantry on the left. The latter has come in especially handy to the couple because of all the weekend visitors. “It’s nice to be able to shut the door on dirty dishes while we’re entertaining,” she says.



WHAT'S RUSTIC

A 12-seater farmhouse table (potterybarn.com), wood dining chairs (stashhome.com), and a distressed curio cabinet (stashhome.com) serve up a comfortable place to break bread. Concrete floors (stained in a custom tortoiseshell shade by Allen Concrete Stains) in a low-gloss finish stand up to foot traffic.

WHAT'S REFINED

Stately slipcovered chairs (stashhome.com) dress up the space for more formal gatherings, and sleek sconces (magnolia-lighting.com) provide ambient lighting.

WHAT'S RUSTIC

An iron bed (*stashhome.com*) and raw-wood chest provide timeless on-the-farm charm. An old (nonworking) fan adds a little more patina.

WHAT'S REFINED

Linen upholstery on the headboard and footboard of a classic country silhouette adds an unexpected touch of softness, as do floral draperies.



Argos
Sherwin-Williams



HOOW KNEW?



WISE UP ON

Barn Styles

Building your own? Here are a few common (although by no means comprehensive!) terms to help you speak the architectural lingo.



GABLE



GOthic



GAMBREL



MONITOR



Pure White
Sherwin-Williams

Each of the four guest bunk beds comes with its own reading lamp.



Social gatherings include weekly Sunday brunches, a preholiday “Friendsgiving,” and the Carnells’ annual autumn hog roast that brings guests from all over the country—sometimes up to 30 at a time! “We had a bunch of friends come from Pennsylvania, California, Arkansas, and Michigan,” says Jessica. “We all cooked—meat is taken *very* seriously here—enjoyed Pimm’s Cups, and stayed up late playing outdoor Jenga.” But when guests do finally tire out, there are plenty of places to rest their weary heads in both the ladylike guest room (left) and the compact bunk room (above), which sleeps four. “We’ve had all ages sleep in that room—from a 2-year-old to a 70-year-old. It’s a fun room for everyone.”

The Carnells continue to up the recreational factor of rural life, staying true to Mississippi’s “Hospitality State” nickname with a new 2-acre pond and a carriage house in the works. The willing hosts will also have a few new beaks to feed. “We’re adding peacocks to the mix,” says Jessica. Talk about *really* feathering the nest.



The screened-in porch, complete with a fireplace where they roast hotdogs, is Jessica’s favorite room in the house.

Even Kevin’s practically minded “gear room” features stylish herringbone-patterned paneling alongside hunting accessories.



I LIVE IN A...

Kit Barn

A wine country contractor sent away for the ultimate mail-order backhouse that's designed for work, play, and Chardonnay.

written by JEANNE LYONS DAVIS *photographs by* AUDREY HALL
styling by LIZ STRONG





Barn Red
Valspar





New York City native Laura Parker always dreamed of wide-open spaces. Growing up, she was fascinated by the country lifestyle—both the open space and the slower pace. Says Laura, “I always craved lots of land and a big ol’ red barn.”

Then one day, spurred by the end of a relationship and a job offer, she left the East Coast for California. “I thought I would go for a year or two at most, but that was almost 30 years ago, and I’m still here,” she says. Eventually, she moved north to picturesque wine country, where she began flipping fixer-uppers. As a contractor and owner of Del Mar Restoration (delmarrestoration.com), Laura had plenty of opportunities to

Many of the vintage signs in Laura’s workspace come from sister Deb’s antiques shop, Sister Salvage (518-935-4641), located in Upstate New York.

An Alape bucket sink from European Bath, Kitchen, Tile & Stone (europeansb.com) makes kitchen duties less of a chore.

check out the lay of the local land. But it wasn’t until 2013 that she got wind of an opportunity that seemed too good to be true: a 2-acre property complete with a 1900s farmhouse, working vineyard, and a yellow 1969 Ford pickup nicknamed Betsy. “The homeowners were flipping pancakes and pouring me glasses of wine. I put in an offer that very day,” says Laura.

The only thing missing: that big ol’ red barn. Because she’s a contractor, Laura was open to building one from scratch, and after some research she purchased a kit from Country Carpenters (countrycarpenters.com), a Connecticut-based outfit that specializes in precut post-and-beam buildings.

A few months after clicking “add barn to cart,” a semitruck arrived loaded with a pallet bearing hundreds of color-coded pieces of wood. “It was like a grown-up version of Legos,” she says. “Except instead of plastic, the pieces were made out of spruce. And they were much larger in scale.”



BRIGHT IDEA

The custom dining table can be easily rolled indoors and out thanks to barn red casters that Laura found at a vintage shop.





With the assistance of a crew of five, Laura set about assembling her new 22- by 24-foot, 800-square-foot structure. “Like any puzzle, it took a few days to orient ourselves with all the pieces, but it was easy after that,” she says. “It doesn’t hurt that I do this stuff for a living.” Construction took a mere three weeks, and when it was all red (Barn Red by Valspar) and done, Laura had the one-and-a-half-story retreat of her childhood dreams.

Once the mail-order structure was complete, Laura set about customizing the inside. She used lumber reclaimed from an 1800s-era barn to craft countertops, a staircase, and a workspace where she can pursue not-quite-as-lofty interests. (Laura designs leather bags in her spare time.)

She also layered the space with antique finds—paintings of old planes, vintage signage, duck decoys—to reinforce the barn vibe, as well as items that are as hardworking

The second floor (above) is home to a cozy nook with a distressed leather sofa (restorationhardware.com), plus-sign rug (anthropologie.com), and a custom table made by local designer Dione Carston.

In the kitchenette, Laura combined salvaged wood and galvanized sheet metal from an 1880s barn for a brand-new island. Chicken wire pendant lights hang above.

as they are decorative. Take, for example, the wall of hats in the dining room, many of which came from an equestrian shop in nearby Helena (Steed Fine Hoarding & Tack; 707-738-6969); when not adding a textural point of interest inside, the hats block the California sun outside.

While the barn is more of a work and entertaining space and less a true bunkhouse, Laura carved out “napping quarters” (page 76) for visitors that feature a linen bed, floating barnwood nightstands, and thoughtfully designed hardwood floors.

“They were stained to match the color of wine barrels,” says Laura.





BRIGHT IDEA
 A trough sourced from a local feed store serves as the perfect shower for the bathroom. "The plumber looked at me like I was crazy," says Laura.



(Her formula? A mix of Minwax's Provincial with a splash of Early American; minwax.com.)

These days, the mail-order barn feels as if it's been part of the property forever. "It's such a dream for me. I feel like I have gone back in time, but with modern

Laura paired the trough with a shower curtain made from duck cloth (above). "It really sheds water," she says.

The napping suite offers a spot for guests to get some shut-eye. Laura built the floating nightstands from 1800s barnwood and brought in a linen bed (restorationhardware.com).

amenities," says Laura, who loves opening the barn's doors to watch hot-air balloons soar above the surrounding grapevines. While her first harvest yielded "Madeline's Chardonnay," named after a black lab, Laura has recently replanted to red, with a homegrown Cabernet about four years on the horizon. And while yellow lab Earl (right) likely has dibs on the name, "Barn Red" *does* have a nice ring to it.

HOO KNEW?



WISE UP ON

Barn Red

The iconic color began as a chemical by-product. Sealants and preservatives weren't readily available to protect lumber in the 1800s, so Heritage Restorations' Caleb Tittley says farmers used things like linseed oil, milk, and ferrous oxide to kill mosses, fungi, and the lichen on the wood. When rust mixed with the oil, the result was the telltale red we now know and love.





I LIVE IN A...

Neutral Barn

When a Swedish cosmetics company exec bought a farm in Upstate New York, she took an understated Scandinavian approach to achieve stateside pastoral bliss.

written by CAROLINE COLLINS MCKENZIE *photographs by* ANNIE SCHLECHTER
styling by ANNA MOLVIK



HOO KNEW?



WISE UP ON

Lucky Horseshoes

Tokens of good fortune for centuries, horseshoes (displayed above the doorways of plenty a barn) were said to ward off evil spirits due to their mystical iron makeup and their “lucky” seven holes. Some argue they should point up so the luck stays in; others say good look should flow out to all who pass under it.





A farm life in Upstate New York was the last thing on Gun Nowak's mind eight years ago, but 12 acres and a few renovations later, she's living just that. "I split my time between the U.S. and Sweden," says Gun, who owns the cosmetics company FACE Stockholm (facestockholm.com). "I live in the country in Sweden—why would I want to do the same here when New York City is just around the corner?" she says. But when her daughter and business partner, Martina, settled in the Hudson Valley, Gun purchased a farm nearby in 2009 as an investment property.

The rural retreat remained largely out of sight and out of mind for two years while she rented the main farmhouse to a few grad students. Then one day, she stopped by and had an immediate change of heart. "I thought, 'These are *my* lilacs. These are *my* fields. This is *my* house. This is *my* view. And it's beautiful!" she says. She politely asked the renters to vacate on the

spot, and during the next few years, she cleared brush, freshened up the Victorian farmhouse, and worked hard to make the property her primary stateside residence, trading city chaos for country calm.

The biggest project? The "sad, old barn," says Gun. "It was totally rundown. It was just like a circus—bright red and a lot going on and a lot falling apart." But from the start, she had a clear vision of what it could be: an airy guesthouse with a two-story wall of windows overlooking the scenic Catskill Mountains. Her contractors, however, were less confident. They worried that the dilapidated structure wouldn't support so much glass, but Gun stuck to her, well, guns. "*That* was a moment," she says. Initially, the barn swayed back and forth as sprawling steel beams were positioned to reinforce nine 5- by 5-foot windows. "Even so, I was willing to take a chance for the view," she says.

With the windows firmly in place, Gun set her sights on replacing



BRIGHT IDEA

Gun painted the floors the same custom shade of gray as the walls to up the open-and-airy factor.





An avid collector, Gun has a soft spot for mirrors (left) and old corbels (below), as well as the vintage books and pottery that fill an antique cabinet she found in Sweden (bottom).



the chipping red paint with a warm custom gray. “Yes, red is the traditional barn color here,” she says. “But I have many flowers I love, like poppies and lilies. I wanted a calm color that would complement them, not compete.” She chose the custom neutral shade because, depending on the light, it can take on shades of violet, pink, or green. While the neighbors were initially less excited about the cool, nontraditional shade, one very important fan voiced his support immediately. “My little grandson was about 3 years old when I painted it,” she says. “He saw it and said, ‘Grandmom, it’s really beautiful!’”

Inside, Gun went for an equally clean, serene look, transforming the dark space with paneling and floors painted a barely there shade of gray, both of which perfectly enhanced the newfound natural light. To maximize space in the 1,200-square-foot structure, she used wood salvaged from the window install to create a loft in the once-cavernous barn, complete with a dreamy bed and bath. Downstairs, she struggled with more practical matters. “Kitchens can sometimes overpower an open floor plan,” says Gun. Because she didn’t want to take away from the less-is-more aesthetic, she embraced a neutral, Scandinavian-inspired kitchen design



“I’ve tried to collect something smaller and more practical, but I just love furniture!”

—GUN NOWAK, ON HER LARGE-SCALE HOARDING INSTINCTS





A dreamy ceramic tub and striped curtain (hm.com) add flair to the neutral bathroom.

In lieu of a closet, Gun created a dressing nook with a massive old mirror, stool, hatboxes, and an antique coatrack.



and anchored the space with an expansive marble-topped antique table. (“It’s my all-time favorite find!” she says.) Gun added no-frills essentials like a stainless steel sink, stand-alone stove, and floating shelves to display her handsome collection of Swedish pottery.

When it comes to the other furnishings, Gun acknowledges that her Swedish roots influence her eye. A self-professed furniture hoarder—“I’ve tried to collect something smaller and more practical, but I just love furniture!”—she already had the inventory to fill the barn and then some. Ornate, handsomely caned Swedish pieces dating back to the late 1700s might not be everyone’s natural choice for outfitting a barn, but Gun likes to mix them with American antiques—found at nearby Finch Hudson (finchhudson.com) and Red Chair on Warren (redchair-antiques.com)—as well as some newer (sturdier!) pieces of furniture. “Some chairs in Sweden are just for looks,” she says. “My grandmother used to say, ‘You can’t always sit on everything in your house.’ But here, I need people to be able to sit on everything!” Once they do settle in, they can take comfort in the real luxury. Says Gun, “The older you get, the more you just like to take in that view.”



WE LIVE (*itup!*) IN A...

Party Barn

Step aside, she-sheds. This Wilmington, Delaware, backyard boasts the ultimate in recreational retreats.

written by LAURA KOSTELNY *styling by* MATTHEW GLEASON
photographs by HELEN NORMAN

HOO KNEW?



WISE UP ON

Barn Doors

These beloved sliding doors not only accommodated large livestock and wagons, but they also allowed farmers to enter and exit without swinging a door wide open (and thus letting in frigid air). The widely seen X and Z motifs actually served a structural purpose: They kept doors from warping and coming apart at the joints.





Heritage
Red
Benjamin
Moore

Homeowners Kathryn and David O'Connor happily slide open the red barn doors to host daughters Maddie and Ellie. Metal seating and a vintage toy car-turned-planter reinforce the rusty-red palette.



EVERY PARTY BARN NEEDS...

A Catchy Name

"We live in suburban Delaware—not anywhere near the country—so we jokingly call this our Suburbarn," says Kathryn, who, instead of hosting an open house, threw an "open barn" party last September. "I actually drew the barn and had cards printed up for the invites," she says.

Ellie got the message. That Christmas, she presented her parents with that very locker and attached a note that said, "Do it." So they did.

First up, they called in a contractor and an architect to realize their vision.

"Even though David and I had drawn pictures of what we wanted on a weekly basis for years, we had trouble describing it," says Kathryn. "We were saying things like 'no drywall' and 'all wood walls,' but the word we weren't using was 'barn.'" Once the couple cut to the chase, the contractor connected them with Riehl Construction, an Amish-owned company that allowed them to pick everything from wood type (hemlock) to dimensions (30 by 30 by 20 feet).

With the major decisions made, the process began. "They put the frame together, loaded it, drove it an



Kathryn paints farm animals in acrylic. Her supplies sit on top of a nonworking stove.

Barn envy is real. Kathryn O'Connor says she experienced it every time she took a road trip. "I became obsessed with them," she says.

But wanting one and raising one are two very different things. The family of four lives in a suburban Wilmington, Delaware, neighborhood, so the whole endeavor seemed like a dream. Still, it was always top of mind, especially because Kathryn, an artist, and husband David, a drummer in a neighborhood band, craved spaces where they could pursue their individual hobbies.

And then one day in 2014, while antiquing with youngest daughter Ellie, Kathryn laid eyes on an old locker. "I happened to mention, 'If we ever build a *something*, I'm going to get that locker,'" she says.



EVERY PARTY BARN NEEDS...

Ample Seating

A metal porch glider, a pair of retro chairs, and a table that doubles as a two-seater bench easily accommodate a half-dozen guests, all of whom can take in one heck of a preshow before the band takes stage: fireflies that light up the night sky.

Indoors (left), plush seating—including a pair of plaid chairs found for \$35 a piece—encourages kicking back, as does a clever side table that's sure to drum up conversation.

EVERY PARTY BARN NEEDS...

Lively Music

The best seats in the house? The ones around the large antique table, where guests often feast on food prepared in the main house (shuttled to the barn via red wagon!) while listening to David's band, Chester and the Bedfords, known for their rousing covers of "Mustang Sally" and "Brown Eyed Girl." When the band is on break, Sam Hunt, Diana Ross, and Zac Brown Band (among others) keep the energy up.





EVERY PARTY BARN NEEDS...

A House Cocktail

Kathryn's husband, David, is the Suburbarn's resident bartender. "He announces the drink of the week every Friday via text," she says. (The Turbinado is a recent favorite.) And while he was skeptical of her color choice for the painted bar (Pool Blue by Sherwin-Williams), he's come around to the "divey" hue.

hour and 10 minutes, brought it up my driveway through my backyard, and did a whole barn raising," says Kathryn. "There were 12-year-old boys out there! They used straps and really did it all the old-fashioned way."

While the frame took a day, the rest of the process took a bit longer than expected. First, there was a blizzard. Then, "Amish wedding season" took a toll. "Our team was gone for a bit, but otherwise, they drove in every single day," says Kathryn. And while the O'Connors opted to save money and time by skipping running water and air-conditioning, she says the electrical gave them plenty of anxiety. "Everything is exposed, so we didn't want conduit going everywhere. We had to be really mindful of

where we wanted the lights and all the outlets."

But six months after breaking ground, the 1,000-square-foot space—nicknamed the "Suburbarn"—was ready to be filled, and Kathryn's design scheme for the place was simple: barn on the outside, camp

on the inside. She set about combining a mix of old and new furniture, adding rugs to warm up the concrete floors, and incorporating touches of whimsy, like a blue velvet chair and ornate, vintage chandeliers. "Overall, I didn't want anything too precious," she says.

When it came time to fill the wall space, Kathryn had her work cut out for her. While she's an avid collector, she quickly realized it was going to take a lot of stuff to fill it. "The way



A wood-burning stove offers plenty of heat in the winter months.



BRIGHT IDEA!

During construction, a dying tree on the property required removal, so the O'Connors crafted a rustic bedside table from the stump.

EVERY PARTY BARN NEEDS...

**A Closing
Time
Crash Pad**

The phrase uttered by many a bartender—"You don't have to go home but you can't stay here"—doesn't apply in the loft. Thanks to a twin bed—complete with a pillow sporting Teddy Roosevelt's mug (above)—and a double (far right), it sleeps three comfortably, including Kathryn and David. "We like to spend weekends here when the weather is nice," she says. (They run back to the main house when nature calls.)

the timber frames line up, these shelf-like beams are created," she says. "You bring in 10 thermoses, and it looks like you have nothing there. You need a lot to fill the space." She found the same thing happened when she hung prints behind the sofa—the massive wall looked almost empty.

So Kathryn happily stepped up her antiques hunting, hitting flea markets, fairs, and her favorite local haunt, The Zeppelin & The Unicorn Antique Shop (zeppelinandunicornantiques.com), to add to her collections of thermoses, vintage landscapes (that mix well with her own works in acrylic), yellowware, and more. The only place she won't search? The internet. Says Kathryn, "It feels like cheating to me."

Thanks to the cozy, collected decor, the barn is now *the* gathering space for friends, family, and curious neighbors. It's also become a dream spot for both Kathryn's painting and David's drumming. ("We don't do those two things simultaneously," she says.) "I'm so grateful that we had the guts to build it," says Kathryn. "I always tell people that when it was all finished, I went through a little 'post-barnum' depression."



The More the Merrier!

Even when not populated with partygoers, the barn is packed with colorful characters in the form of Kathryn's collectibles. Other fill-the-shelves favorites include camp lanterns, bowling pins, and Etch A Sketch games.



▲ **GAMEBOARDS** Kathryn found her whole stash of 1950s boards on a single trip to Wilmington's The Zeppelin & The Unicorn Antique Shop (zeppelinandunicornantiques.com).



▲ **LANDSCAPES** Kathryn likes pastoral paintings because "they're reflections of where I wish my barn really was."



▲ **THERMOSES** This particular obsession predates the barn. "I never pay more than \$10," she says. "When dealers warn me about cracks, I say, 'Perfect! I'm not drinking out of them!'"

33 Barn Must-Haves*

Decorate 'til the cows come home (or don't) with these reinventions of barn staples.

**No Barn Required*

Hay Bales

Not down with scratchy straw? Kick back on this plush pouf. \$69; landofnod.com



Barn Quilt

Hand-painted in North Carolina, these eye-catching, treated wood pieces hang indoors or out. \$105 for 2' by 2' (larger sizes available); twocraftyladybugs.etsy.com



Weather Vanes

An easy-breezy way to gussy up a sofa (without blowing the budget!). From \$38; roostery.com



Barn Red

Try this iconic rusty red shade on a front door. Barn Red by Dunn-Edwards Paints; dunn-edwards.com

Chicken Wire

Rule the roost with these fresh takes on fencing.



Glass, \$12; jaysonhome.com



Basket, www.abhomeinc.com for stores



Light Fixture, \$199; shadesoflight.com



Shelf, \$288; shadesoflight.com

Horseshoes

Corral good fortune with these tailored talismans.



Yarn-Wrapped, \$54; marleyandalfie.com



Brass, \$19; westelm.com



Powder Coated, \$25; castandcrew.etsy.com



Barn Stars

This traditional barnside symbol, which dates back to the 1700s, serves up barn-to-table charm when gracing American-made glassware. Another plus: With six different colors (all assigned a meaning), you'll have an instant dinner table conversation starter. \$45 for a set of 6; [uncommon goods.com](http://uncommongoods.com)

Work Horse

Ride out your most creative ideas at a solid wood desk. \$490; amazon.com



Barn Lights

From pendants to goosenecks, these trusty fixtures are more dependable than moonlight.



Copper, \$125; hareandwilde.co.uk



Wavy, \$199; houzz.com



Powder Coated, \$199; rejuvenation.com



Energy Efficient, \$259; cocoweb.com



Splatter Paint, from \$270; barnlightelectric.com

Sliding Doors

Stay on track with this (seemingly ubiquitous) space-saver.



COMES IN 2,000+ COLORS!

Door, from \$498; artisanhardware.com



Storage Cabinet, \$500; worldmarket.com



Armoire, \$875; owensfurniture.com

Reclaimed Wood

Worth celebrating: cake stands crafted from 100-year-old barn beams. From \$85; theculturedartisan.etsy.com



COMES IN 8 COLORS!

Fresh Crops

Artist Sarah Merenda's eco-friendly "Mais" wallpaper is certainly a splurge, but the cornstalk motif is downright ear-resistible. From \$300 per 52" by 9' roll; merendawallpaper.com



Feed Sacks

The perfect country kitchen mash-up: White cabinets plus graphic ceramic knobs. \$10 each; zazzle.com

Tractors

Sit pretty (and a little gritty) with this stylish haul.



Kid's Swing, \$130; houzz.com



Barstool, \$159; shadesoflight.com



Pillow, \$18; homegrownstudioshop.etsy.com

Lovable Livestock


This mess-free menagerie features a few of our favorite animal artists. (Check out their sites for more friendly farm faces.)



Cow, \$110; katemullinart.com



Ram, \$95; endoftheroadstudios.com



Rooster, \$40; mbihnken.com for info



Goat, \$150; walkingpapersstudio.com



Celebrate Fall with
M&M'S® Chocolate Candies.



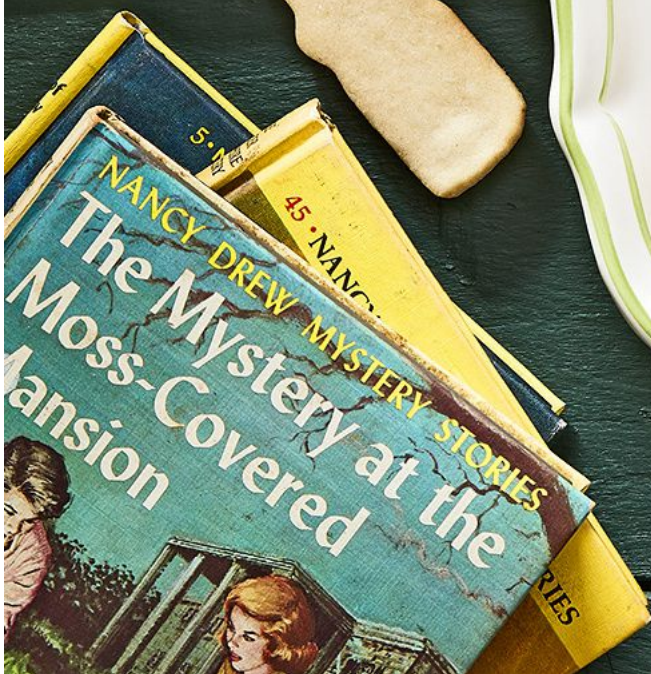
Blue Ribbon Kitchen

The Case of the Perfect Halloween Party

Let tenacious teen detective Nancy Drew help you uncover the secrets to a magnificent mystery-themed meet-up. (Psst: It involves sips, sweets, and plenty of sleuthing.)

Magnifying
Glass Cookies

page 108



recipes and food styling by MARIAN COOPER CAIRNS
photographs by BRIAN WOODCOCK prop styling by ALISON ALLESOPP
crafting by SARAH SCHERF



Note the keyhole shape of this primitive chair!

Set the (Crime) Scene

Time's a ticking! Take a cue from the first Nancy Drew mystery, *The Secret of the Old Clock*, and deck the walls with new, vintage, and DIY'd clocks and keys. (Psst: Can you spot the ones made of paper?) For another thematic touch, decoupage pumpkins with photocopied pages from the series. (Directions on page 25).

STAND TALL[®]

See how a less than 1-inch incision can give you relief from chronic neck or back pain.



Casey A.
Actual Patient

Lasting relief can be yours. More than 75,000 people have trusted Laser Spine Institute to treat their chronic neck or back conditions. **Here's why:**

- No lengthy recovery[^]
- Less than 1-inch incision
- Board-certified surgeons⁺
- Outpatient procedure

Let us help you recapture your quality of life with our minimally invasive spine surgery.

Call 1-866-387-5961

or visit LaserSpineInstitute.com to request your no-cost MRI review.*

GET RELIEF FROM:

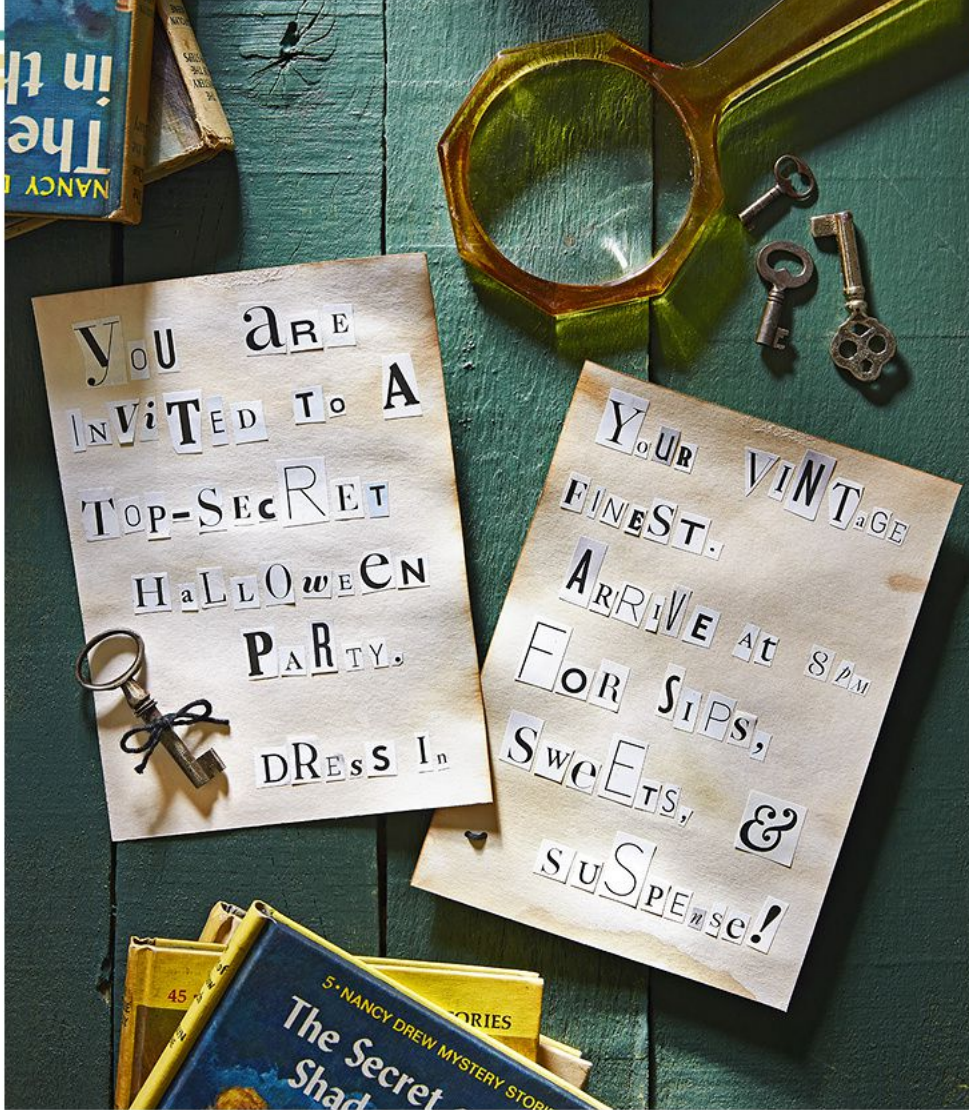
Pinched nerve
Bulging/herniated disc
Scoliosis
Spinal stenosis
Arthritis of the spine
Sciatica
Other chronic conditions



**CALL TODAY FOR YOUR
NO-COST MRI REVIEW.***

 **LASER SPINE INSTITUTE[®]**

[^]For more information, visit LaserSpineInstitute.com/results. ⁺For more information, visit LaserSpineInstitute.com/surgeons.
*Not a diagnosis. See LaserSpineInstitute.com/MRIreview for more details.
Medicaid currently not accepted. © 2017 Laser Spine Institute, LLC



Assemble a Team

Nancy could always count on friends Bess and George and—usually—boyfriend Ned Nickerson to support her super-sleuthing. Summon your squad with an invite featuring magazine letter cutouts adhered to tea-stained paper (tiazoyteastained.etsy.com) with a glue stick. Attach a small key with an embroidery needle and black embroidery floss.

Get Suspects Talking

Nancy may be forever 18, but your 21-and-over guests can stir up spirits and suspense. **Death in the Afternoon Cocktail** (p. 108) is a bubbly Champagne-based concoction that's mixed up with absinthe.

Encourage party guests to come dressed in their vintage finest—costume jewelry included!



WITH PERFECTLY-PORTIONED
4OZ. VELVEETA® MINI BLOCKS,
DINNER'S NEVER
BEEN EASIER.



Liquid
Gold

With the ease of individually wrapped
4oz. VELVEETA® Mini Blocks,
you've got endless possibilities.

MORE ENDLESS GOLD RECIPES AT VELVEETA.COM

© Kraft Foods



Try a photo frame app like Instant (available on iTunes or Google Play).



Catch 'Em in the Act

Set up a photo booth to encourage campy detective dramatizations. Create a foreboding backdrop with moody wallpaper (here, "The Enchanted Forest" by *rebelwalls.com*), and add dimension with a single tree branch spray-painted black. Place props inspired by the original 56-book series—Nancy's signature pearls and sweater sets, magnifying glasses, notebooks, flashlights, and more—in vintage suitcases so guests can help (or incriminate) themselves.





Celebrating 17 Years!



Autumn Spectacular

OCTOBER 6 & 7, 2017



Please note our

NEW LOCATION!

THE HAMPSHIRE DOME IN MILFORD, NH

{ 34 EMERSON ROAD, MILFORD, NH 03055 }

EARLY BUY - \$25.00

Friday, 8:30-10:00am (good for both days & Early Buy)

GENERAL ADMISSION - \$10.00

Friday 10:00am-7:30pm & Saturday 9:00am-5:00pm
(good for both days)

100 DEALERS

Antiques, Vintage & Re-purposed Furniture, Architectural, garden, Home Decor.

* Also Featuring Dealers Pam & Ron Robbins
of Through the Garden Gate in Virginia!

AND MUCH MORE!

✓ **FOOD TRUCKS** ✓ **LIVE MUSIC** ✓ **FREE PARKING** ✓ **TAX FREE NH!**

www.sagefarmantiques.com • www.facebook.com/sagefarmantiques



≡ Presentation ≡



MATTHEW MEAD

SATURDAY, 11:00AM

First come first serve
(100 people)
Free

Stylist, Author, Producer & Blogger
Matthew will talk about using vintage in
your home decor and creating your
personal style. He has a new Magazine out
called Upstyled Home Industrial Style.

≡ Demonstrations ≡



**MAUREEN BANE
OF SIGNATURE
FINISHES IN
GRAFTON, MASS**

FRIDAY & SATURDAY

Demos of Annie Sloan Chalk Paint, Efex
Furniture appliques and Iron Orchid
Design furniture and wall transfers and
stamps through out the day on Friday &
Saturday.

CountryLiving FAIR 2017

SEE THE PAGES OF COUNTRY LIVING MAGAZINE COME TO LIFE!

WOMEN, BOOTS & TEEPEE PHOTO CREDIT: LESLEE MITCHELL



GREAT SHOPPING • SEMINARS & DEMONSTRATIONS • DELICIOUS FOOD • WORKSHOPS

COLUMBUS, OH
SEPTEMBER 15, 16, 17
Ohio Village

ATLANTA, GA
OCTOBER 27, 28, 29
Stone Mountain Park

Special Appearances By:

- Deborah Trickett, The Captured Garden (OH)
- Victoria Barnes, DIY Blogger (OH)
- Joanne Palmisano, Contributing Designer for DIY Network (OH & GA)
- Kim Leggett of City Farmhouse (OH & GA)
- *The Fabulous Beekman Boys* Brent Ridge and Josh Kilmer-Purcell (OH & GA)
- Chef Elliott Farmer (GA)
- Nora Murphy of Nora Murphy Country House (GA)
- Madcap Cottage Designers Jason Oliver Nixon and John Loecke (GA)

Get your tickets for the Fairs now!

- One Day** \$16/\$13 in advance
- Weekend Pass** \$20/\$15 in advance
- Early Bird Weekend Pass** \$40

For tickets and more information, contact Stella Show Management Co.

1.866.500.FAIR | stellashows.com
countryliving.com/fair
#clfair

SAVE MONEY, SKIP LINES!

Buy your tickets in advance!
(available up to 3 days prior to Fair open)

PARTICIPATING SPONSORS:





Follow the Footprints

Serve up **Follow-the-Clues Malted Sheet Cake** (p. 108), which features sifted cocoa powder tracks applied via a template, and see if partygoers can resist eating the evidence.

*Footprint template can be found on countryliving.com/templates.

The perfect way to (brown) butter up a shifty suspect: blondies featuring crunchy hazelnuts.

Woo the Witnesses

Nancy's original golden-hued hair color may have darkened through the years, but one thing stayed the same: her bribe-'em-with-blondies strategy. Here, **Nancy's Brown Butter-Hazelnut Blondies** (p. 109) will inspire confection confessions, and **Something-to-Hide Devil's Food Cupcakes** (p. 109) spill out sweet secrets.



Pay Out a Reward

Send gumshoes home with Detect-It-Yourself kits. Fill Nancy Drew favor bags (\$62 for 50; zazzle.com) with a magnifying glass (\$45 for 5; madmadcrafter.etsy.com), "Mystery Story" patch (\$6 each; nancydrewsleuth.com), and sticky situation-inspired lollipops.

finds and favorites

Your guide to events, promotions, products, and online resources.

WE'D LOVE
TO MEET YOU
AT THE



COLUMBUS, OH
SEPTEMBER 15, 16, 17
Ohio Village

ATLANTA, GA
OCTOBER 27, 28, 29
Stone Mountain Park

Stop by the Ford display at the Country Living Fair and register for your chance to win a Ford vehicle of your choice, valued up to \$30,000*, as well as other great prizes!

Plus, test drive a Ford vehicle to receive \$5 in Fair Bucks!



@FordEvents



FordEvents



@FordEvents

fordexperiencetour.com
countryliving.com/fair

*No purchase necessary. Void where prohibited. Must be legal U.S. resident, 18 years of age or older. Sweepstakes ends 12/15/17. For Official Rules with prize, entry, odds and eligibility details, visit www.fordexperiencetour.com or www.chancetowinaford.com. Sponsored by Ford Motor Company, One American Road, Dearborn, MI 48126.



GO RVING CELEBRATES 20 YEARS

Country Living congratulates Go RVing on celebrating 20 years of inspiring us to hit the road and find our AWAY. AWAY is a place that's not on any map, but you know it when you find it. And an RV can take you there for less than you might think.

It's the only way to pick up and go, without any reservations, without any hassles, and with all the comforts of home. From RV dealer locations, rental tips, campgrounds, stories from other RVers, and so much more — Go RVing gives you everything you need to find your AWAY.

GoRVing.com

Go RVing.

NEW FOR THE
2017 COUNTRY
LIVING FAIRS!

Handmade Workshops
sponsored by

JOANN

The Fair is teaming up inspirational makers with JOANN to create a curated selection of workshops at each Fair this year. Attendees can pre-register and choose from a wide breadth of handmade workshops for a nominal fee, and take home a treasure they've only dreamed of making!

Stay tuned to stellashows.com for details and registration information as it becomes available.

For project inspiration,
visit **Joann.com**



COLUMBUS, OH
SEPTEMBER 15, 16, 17
Ohio Village

ATLANTA, GA
OCTOBER 27, 28, 29
Stone Mountain Park

Countryliving.com/fair

Magnifying Glass Cookies

MAKES *about 24 cookies*
WORKING TIME *1 hour*
TOTAL TIME *3 hours*

- 2 1/4 cups all-purpose flour, spooned and leveled, plus more for working**
- 3/4 teaspoon kosher salt**
- 3/4 cup (1 1/2 sticks) unsalted butter, at room temperature**
- 3/4 cup sugar**
- 2 teaspoons pure vanilla extract**
- 1/2 teaspoon pure almond extract**
- 1 large egg, beaten**
- 1 cup finely crushed pineapple Lifesavers candy**
- 1/2 cup finely crushed green apple Lifesavers candy**

- 1.** Whisk together flour and salt in a bowl. Beat butter, sugar, and extracts on medium-high speed with an electric mixer until light and fluffy, 1 to 2 minutes. Beat in egg until blended. Reduce mixer speed to low, and gradually add flour mixture to butter mixture, beating just until flour is incorporated.
- 2.** Divide dough in half, and flatten into 2 disks. Wrap in plastic wrap, and chill at least 2 hours or up to 3 days.
- 3.** Preheat oven to 325°F. Line three baking sheets with parchment paper. Working with one disk at a time, on a lightly floured work surface, roll dough to 1/4-inch thickness. Use a 5 3/4-inch-long magnifying glass-shaped cookie cutter

to cut as many cookies as possible; place on prepared baking sheets. Use a 2-inch round cutter to remove center from each cookie; reroll scraps, and repeat process. Freeze 10 minutes. Stir together candies in a bowl.

- 4.** Bake until golden brown around edges, 10 to 12 minutes. Cool 3 minutes. Sprinkle crushed candies in center of each cookie, dividing evenly. Bake until candies melt, 2 to 3 minutes; swirl with a toothpick to mix colors. Cool completely on baking sheets on a wire rack.

Death in the Afternoon Cocktail

MAKES *1 serving*
WORKING TIME *5 minutes*
TOTAL TIME *5 minutes*

- 1/4 to 1/2 ounce absinthe**
- 4 ounces chilled Champagne or other sparkling wine**

- 1.** Pour absinthe into a Champagne flute, and top with Champagne.

Follow-the-Clues Malted Sheet Cake

MAKES *12 to 16 servings*
WORKING TIME *30 minutes*
TOTAL TIME *2 hours, 30 minutes*

Baking spray

- 4 1/2 cups cake flour, spooned and leveled**
- 2/3 cup malted milk powder**
- 1 tablespoon baking powder**
- 1 1/2 teaspoons kosher salt**
- 2 1/4 cups sugar**
- 1 1/2 cups (3 sticks) unsalted butter, at room temperature**
- 5 large eggs, at room temperature**

- 1 tablespoon pure vanilla extract**
- 1 1/2 cups buttermilk**
- Cream Cheese Buttercream**
- Footprint template, cocoa powder, and Candy Pearls, for decoration**

- 1.** Preheat oven to 325°F. Spray a 9- by 13-inch baking pan. Whisk together flour, malted milk powder, baking powder, and salt in a bowl.
- 2.** Beat sugar and butter on medium speed with an electric mixer until light and fluffy, 4 to 6 minutes. Add eggs, one at a time, beating until blended after each addition. Beat in vanilla. Reduce mixer speed to low, and beat in flour mixture and buttermilk, alternately, beginning and ending with flour mixture, just until flour is incorporated.
- 3.** Transfer batter to prepared pan. Bake until a toothpick inserted in the center comes out clean, 55 minutes to 1 hour. Cool in pan on a wire rack 15 minutes, then invert onto a rack to cool completely.
- 4.** Place cake on a platter, and frost with Cream Cheese Buttercream; refrigerate 15 minutes. Place template on cake, and dust with cocoa powder. Place Candy Pearls around cake base.

Cream Cheese Buttercream

MAKES *3 cups*
WORKING TIME *10 minutes*
TOTAL TIME *10 minutes*

- 1/2 cup (1 stick) unsalted butter, at room temperature**

1 (8-ounce) package cream cheese, at room temperature

1/2 teaspoon kosher salt

4 cups confectioners' sugar

2 teaspoons pure vanilla extract

1. Beat butter, cream cheese, and salt on medium speed with an electric mixer until creamy, 2 to 3 minutes. Beat in confectioners' sugar, a spoonful at a time, until smooth. Beat in vanilla.

Nancy's Brown Butter-Hazelnut Blondies

MAKES 16 servings

WORKING TIME 25 minutes

TOTAL TIME 2 hours

3/4 cup (1 1/2 sticks) unsalted butter, plus more for pan

1 1/2 cups all-purpose flour, spooned and leveled

1 1/4 teaspoons kosher salt

1 teaspoon baking powder

1 1/2 cups packed dark brown sugar

1 1/2 teaspoons pure vanilla extract

2 large eggs

1 1/2 cups coarsely chopped toasted hazelnuts

1. Preheat oven to 375°F. Line bottom and sides of a 9- by 9-inch baking pan with aluminum foil, leaving a 2-inch overhang on 2 sides; butter foil. Whisk together flour, salt, and baking powder in a bowl. **2.** Cook butter in a small saucepan over medium-high heat, stirring often, until fragrant and deep golden brown, 6 to 8 minutes. Transfer to a bowl, and let cool 10 minutes. Whisk in sugar and vanilla. Whisk in

eggs, one at a time, whisking until blended after each addition. Whisk in flour mixture. Fold in toasted hazelnuts. Transfer mixture to prepared pan.

3. Bake until a wooden pick inserted in center comes out with a few moist crumbs clinging, 24 to 26 minutes. Cool completely in pan on a wire rack. Use foil to lift blondies from pan. Remove foil, and cut blondies into 16 squares.

Something-to-Hide Devil's Food Cupcakes

MAKES 12 cupcakes

WORKING TIME 1 hour

TOTAL TIME 2 hours

1/4 cup unsweetened cocoa powder

6 tablespoons strong coffee

1 1/4 cups all-purpose flour, spooned and leveled

1/2 teaspoon kosher salt

1/2 teaspoon baking powder

1/4 teaspoon baking soda

1 cup sugar

1/2 cup (1 stick) unsalted butter, at room temperature

2 large eggs, at room temperature

1 teaspoon pure vanilla extract

1/2 cup sour cream, at room temperature

1 cup blue and yellow chocolate candies (such as M&M's and Sixlets), plus more for decorating

Cream Cheese Buttercream (page 108)

Yellow food coloring

1. Preheat oven to 350°F. Line a 12-cup standard muffin tin with paper liners. Stir together cocoa and coffee until smooth; let cool. Whisk together flour, salt, baking powder, and baking soda in a bowl.

2. Beat sugar and butter on medium speed with an electric mixer until light and fluffy, 2 to 4 minutes. Add eggs, one at a time, beating until blended after each addition. Beat in vanilla. Reduce mixer speed to low, and beat in flour mixture and sour cream, alternately, beginning and ending with flour mixture, just until flour is incorporated. Beat in cocoa mixture.

3. Spoon batter into prepared tin, dividing evenly. Bake until a toothpick inserted in center comes out clean, 24 to 26 minutes. Cool completely in tin on a wire rack.

4. Use a tablespoon measure to scoop out a hole in the top of each cupcake. Fill with candies, dividing evenly.

5. Tint Cream Cheese Buttercream to desired shade with food coloring, and frost cupcakes. Decorate with additional candies.

Resource Guide

YOUR GO-TO GUIDE FOR REPLICATING THE LOOKS IN THIS ISSUE

Cover

Blankets; *pendleton-usa.com*. Vintage industrial **stool;** *dorsetfinds.etsy.com*. Duck **boots;** *ghbass.com*. Red French **stool;** *hedgerowantiques.com*. **Dahlias;** *stonehollowfarmstead.com*. Wall **paint;** *Wishing Well; www.portolapaints.com*. Artificial **pumpkins;** *funkins.com*.

Wild for Matte Black

PAGE 17 Chalkboard wall **decal;** *target.com*. Orb **plates** and **butter knife;** *civilstoneware.com*. Gunpowder 4" by 4" **tile;** *clatile.com*. **Candlestick;** *etaldesigns.com*. Canvas Raven Black **fabric;** *sunbrella.com*. Penny Round matte black porcelain **tile;** *tileshop.com*. **Iron nails;** *augusthaven.com*. Beaded **fringe;** *duralee.com*. **PAGE 18** **Bedroom designer,** Ken Fulk, designer of interiors and experiences; *kenfulk.com*. **PAGE 21** **Bathroom designer,** Studio McGee; *studio-mcgee.com*.

What Is It? What Is It Worth?

PAGE 34 Vintage Pendleton **blankets,** Fisher Heritage; *laurafisherquilts.com*.

Life With Pets

PAGE 51 **Architecture** by Don Ziebell, OZ Architects, Inc.; *ozarchitects.com*.

Modern Barn

PAGE 62 Plaid **scarf;** *faribaultmill.com*. **Lanterns;** *stashhome.com*. **PAGES 64-65** **Sheepskin;** *ikea.com*. Ivory and navy **pillows;** *williams-sonoma.com*. Buffalo plaid **pillows;** *burkedecor.com*. **PAGE 66** **Pillows;** *target.com*. **PAGE 67** **Throw;** *westelm.com*. **PAGE 68** **Duvet and shams;** *coyuchi.com*. Plaid **throw;** *faribaultmill.com*. **Rug;** *potterybarn.com*. **PAGE 69** **Print pillows** and **brass tray;** *stashhome.com*. Outdoor **rug;** *potterybarn.com*.

Kit Barn

THROUGHOUT **Designer and Contractor,** Del Mar Restoration, Inc; *delmarrestoration.com*. Interior space **designer,** Leena Pantisano; *856-430-9694*. **Architect,** Atelier Tanai; *415-706-8901*. **Accessories;** *Sister Salvage, 518-935-4641*. **PAGE 75** Kitchen **rug;** *worldmarket.com*. Sofa **pillows;** *holliewoodstyle.com*. **PAGE 76** Blue **pillow;** *holliewoodstyle.com*. **PAGE 77** Black-and-white **pillow;** *holliewoodstyle.com*. Striped **tablecloth,** Napa Valley Vintage Home; *napavalleyvintagehome.com*.

Party Barn

THROUGHOUT **Window Treatments;** *homedepot.com*. **PAGE 86** Barn **door paint,** Heritage Red; *benjaminmoore.com*. **PAGE 88** Red Sofa; *ikea.com*. Star-Crossed Wool **Rug;** *garnethill.com*. Blue plaid **lumbar pillow** and Walker pieced plaid **pillow;** *potterybarn.com*. **PAGE 89** Suzanne Kasler holiday plaid **pillow;** *ballarddesigns.com*. Gingham teal **pillow;** *potterybarn.com*. Denim plaid **cotton rug;** *dashandalbert.com*. **PAGE 90** Madeline Weinrib blue and red Bikaner **Dhurrie;** *abchome.com*. **PAGE 91** Bar and cabinet **paint,** Pool Blue by HGTV Home by Sherwin-Williams; *lowes.com*. Mason jar **drink dispenser;** *potterybarn.com*.

The Case of the Perfect Halloween Party

THROUGHOUT Vintage Nancy Drew **books;** *restitutions.etsy.com*. **PAGE 97** Magnifying glass **cookie cutter;** *amazon.com*. Gien Filet dessert **plate;** *www.gien.com/en/*. **PAGE 98** The Mini Cookhouse wall **clock** in Squeezy Lemon by Newgate Clocks; *burkedecor.com*. The Mr Clarke pale plywood wall **clock** by Newgate Clocks; *mcgeeandco.com*. Mr Clarke **clock** in Gold;

rejuvenation.com. French Naval **clock;** *rhbabyandchild.com*. 1940s gymnasium **clock;** *restorationhardware.com*. Schoolhouse Electric **clock;** *schoolhouse.com*. English mustard **clock;** *wildandwolf.com*. Enamel **clock;** *creativecoop.com*. Brass **candlesticks;** *elsiegreen.com*. Allis taper **candle holder;** *cb2.com*. **Candy dishes;** *rosannainc.com*. Lisette **console table;** *wayfair.com*. **PAGE 100** Vintage **stemware;** *bucketlistgarnishes.etsy.com*. Vintage **dress;** *galenvintage.etsy.com*. Rectangle **tray;** *match1995.com*. Cocktail **napkin;** *thelittlemarket.com*. **PAGE 102** Pink **cardigan;** *garnethill.com*. **Dresses** from *thereformation.com*, *joulesusa.com*, and *modcloth.com*. **Flashlight;** *lbean.com*. Wood **magnifier;** *kikkerland.com*. Large skeleton **key;** *houzz.com*. **Notepad and pen;** *ironcurtainpress.com*. Vintage **suitcases;** *uptheantiqueco.etsy.com* and *onekingslane.com*. **PAGE 105** **Key Cutlery** by Seletti; *houzz.com*. Indigo linen **napkins;** *celinamancurti.com*. White Princess **Pearls;** *sugarfina.com*. **PAGE 106** Mosser glass **cake stand;** *onekingslane.com*. Black **cake stand** and **candy dish;** *rosannainc.com*. Night and Day fluted salad **plates;** *wedgwood.com*. Miscellaneous **candy;** *candywarehouse.com* and *sweetfactory.com*. **PAGE 108** Lock **bottle opener;** *jaysonhome.com*

RULES FROM PAGE 6 NO PURCHASE NECESSARY TO ENTER OR WIN. Find the Horseshoe Sweepstakes October 2017. Sponsored by Hearst Communications, Inc. Beginning August 29, 2017, at 12:01 AM (ET) through September 25, 2017, at 11:59 PM (ET), go to *countryliving.com/win* on a computer or wireless device and complete the entry form pursuant to the on-screen instructions. Optional: Entry may include the page number where the hidden horseshoe appears in the October 2017 issue of *Country Living*,

Country Living (ISSN 0732-2569) is published monthly, except combined January/February and July/August, 10 times a year by Hearst Communications, Inc., 300 West 57th Street, New York, NY 10019 U.S.A. Steven R. Swartz, President and Chief Executive Officer; William R. Hearst III, Chairman; Frank A. Bennack, Jr., Executive Vice Chairman; Catherine A. Bostron, Secretary. **HEARST MAGAZINES DIVISION:** David Carey, President; John A. Rohan, Jr., Senior Vice President, Finance. © 2017 by Hearst Communications, Inc. All rights reserved. **TRADEMARKS:** *Country Living* is a registered trademark of Hearst Communications, Inc. **EDITORIAL OFFICES:** 2901 2nd Ave. S., Suite 270, Birmingham, AL 35233. The magazine assumes no responsibility whatsoever for any unsolicited material, including transparencies. The magazine assumes no liability to return any unsolicited material. Periodicals postage paid at N.Y., N.Y., and at additional mailing offices. Canada Post International Publications Mail Product (Canadian Distribution) Sales Agreement no. 40012499. Send returns (Canada) to Bleuchip International, P.O. Box 25542, London, Ontario, N6C 6B2, Printed in U.S.A. **SUBSCRIPTION PRICES:** United States and possessions, \$24.00 for 10 issues; \$44.00 for 20 issues. Canada and all other countries, \$40.00 for 10 issues; \$76.00 for 20 issues (CANADA BN NBR 10231 0943 RT). **SUBSCRIPTION SERVICES:** *Country Living* will, upon receipt of a complete subscription order, undertake fulfillment of that order so as to provide the first copy for delivery by the Postal Service or alternate carrier within 4 to 6 weeks. For customer service, changes of address, and subscription orders, log on to *service.countryliving.com* or write to Customer Service Department, *Country Living*, P.O. Box 6000, Harlan, IA 51593. From time to time, we make our subscriber list available to companies who sell goods and services by mail that we believe would interest our readers. If you would rather not receive such offers via postal mail, please send your current mailing label or exact copy to Mail Preference Service, P.O. Box 6000, Harlan, IA 51593. You can also visit *preferences.hearstmags.com* to manage your preferences and opt out of receiving marketing offers by e-mail. **POSTMASTER:** Please send address changes to: *Country Living*, P.O. Box 6000, Harlan, IA 51593.

available via subscription as early as August 29, 2017, and at newsstands approximately September 5, 2017, to October 2, 2017, while supplies last (exact dates may vary depending on newsstand). Important Notice: You may be charged for visiting the mobile website in accordance with the terms of your service agreement with your carrier. One (1) Winner will receive one (1) Fontaine Wingback Chair from Soft Surroundings. Total ARV: \$799. Odds of winning will depend upon the total number of eligible entries received. Open to the legal residents of the 50 United States and the District of Columbia, who have reached the age of majority in their state or territory of residence at time of entry. Void in Puerto Rico and where prohibited by law. Sweepstakes subject to complete official rules available at *countryliving.com/sweeps*.

COUNTRY STORE



WOODWORKERS SHOPPE

Create a warm and cozy log cabin look and feel for your home or weekend retreat. Affordable, great for remodeling or new construction, inside and out. The nation's leader in log siding and paneling. For more info, call 800-818-9971 or visit woodworkersshoppe.com



VINTAGE DOORS

Uncommon, uncompromising solutions for your entire home—Choose Vintage Doors. vintagedoors.com



CHARMING COUNTRY RUGS

This octagon rug is one of the many shapes in our catalog of U.S. made braided rugs. Also wool hand hooked and woven rugs. FREE 60 page color catalog. Code LE1017. 781-848-7611 Yankee Pride 29 Parkside Circle, Braintree, MA 02184 braidedrugstore.com

T-shirt Quilts

We make your T-shirts into a quilt.

As Seen On:
Today Show
Real Simple
Rachael Ray
ESPN

- 100% Quilted
- Outstanding Quality
- Made from your T-shirts
- Great Prices!

800-880-8534 www.CampusQuilt.com
Campus Quilt Co.
Call today for \$10 off.

ENTRY DOORS & MORE

SCREEN
STORM
INTERIOR
EXTERIOR
& MORE

VINTAGEDOORS.COM
SHOP ONLINE! CALL US: 1 (800) 787-2001

RULES FROM PAGE 6

NO PURCHASE NECESSARY TO ENTER OR WIN. *Country Living* CMA Awards® 2017 Sweepstakes. Sponsored by Hearst Communications, Inc. Beginning August 29, 2017, at 12:01 AM (ET) through October 2, 2017, at 11:59 PM (ET), go to cmaawards2017.countryliving.com on a computer or wireless device and complete the entry form pursuant to the on-screen instructions. One (1) winner will receive a getaway to Nashville, TN to attend the CMA Awards® on November 8, 2017. Prize package includes: (i) two (2) upper level tickets to the CMA Awards® on November 8, 2017, in Nashville, TN (ARV: \$220), (ii) hotel accommodations at Sylvia Scales Cottage in Franklin, TN, for two (2) people for three (3) days, two (2) nights from November 7, 2017, to November 9, 2017 (single room, standard accommodations, double occupancy) (ARV: \$532), (iii) a \$200 gift card to Scarlett Scales Antiques (ARV: \$200), and (iv) a \$500 check which may be used for transportation or to use otherwise at Winner's sole discretion (ARV: \$500). Total ARV: \$1,452. TRANSPORTATION NOT PROVIDED. Important Notice: You may be charged for visiting the mobile website in accordance with the terms of your service agreement with your carrier. Odds

of winning will depend upon the total number of eligible entries received. Must have reached the age of 18 or older and be a legal resident of the 50 United States, the District of Columbia or Canada (excluding Quebec). Void in Puerto Rico and where prohibited by law. Sweepstakes subject to complete official rules available at cmaawards2017.countryliving.com.



psst...

Last month, the horseshoe was tucked away on page 17.




The Finest Luxury Bath Tubs
Directly from our Factory
Choose from over 50 different free standing tubs
Shipping to the U.S is our speciality

Contact us
on +44 1255 831605 or go to: www.albionbathco.com



*“It is not only
fine feathers that
make fine birds.”*

—AESOP



LOVE IT? PAINT IT!

To turn this image into a paint-by-number masterpiece, purchase a kit from Kentucky-based Easy 123 Art (\$35; easy123art.com/countryliving). Share your finished project on Instagram by tagging it **#clpaintbynumber**.



NATURAL CHEESE

.....

A TOUCH OF PHILADELPHIA® CREAM CHEESE

MAKES OUR MOZZARELLA

MELTIER THAN EVER

..... JUST ASK YOUR MOUTH



*Creamy
Baked Ziti*

WE MAKE CHEESE
FOR HOW YOU LOVE CHEESE

© 2016 Kraft Foods



THE ROAD TO YOUR
HAPPY PLACE IS PAVED WITH
RAISINS AND FLAKES.
AND PAVEMENT.

